

# SMASHVILLE



NASHVILLE PREDATORS  
2014-15 MEDIA GUIDE



Let's do this.

If pain or injury is keeping you out of the action, team up with Vanderbilt Orthopaedics. Our experts in bones, joints and rehabilitation will develop a treatment plan to get you back to form safely and quickly. If you suspect a concussion, Vanderbilt Sports Concussion Center provides state-of-the-art, comprehensive care. [VanderbiltOrthopaedics.com](http://VanderbiltOrthopaedics.com)

**VANDERBILT ORTHOPAEDICS  
& REHABILITATION**

VANDERBILT  HEALTH

**NASHVILLE**  
615-866-2475

**FRANKLIN**  
615-861-8275

**COOL SPRINGS**  
615-790-4280

**MT. JULIET**  
615-338-7607

**SPRING HILL**  
615-790-3290

Official Sports Medicine Provider for the Nashville Predators



# NASHVILLE PREDATORS

## 2014-15 SCHEDULE

| SUN        | MON            | TUE            | WED            | THU            | FRI            | SAT            |
|------------|----------------|----------------|----------------|----------------|----------------|----------------|
| <b>OCT</b> |                |                | 01             | 02             | 03             | 04             |
| 05         | 06             | 07             | 08             | 09<br>7:00 OTT | 10             | 11<br>7:00 DAL |
| 12         | 13             | 14<br>7:00 CGY | 15             | 16             | 17<br>7:00 WPG | 18<br>7:30 CHI |
| 19         | 20<br>7:00 ARI | 21             | 22             | 23<br>7:00 CHI | 24             | 25<br>7:00 PIT |
| 26         | 27             | 28             | 29<br>9:00 EDM | 30             | 31<br>8:00 CGY |                |

| SUN            | MON | TUE            | WED | THU            | FRI | SAT            |
|----------------|-----|----------------|-----|----------------|-----|----------------|
| <b>NOV</b>     |     |                |     |                |     | 01             |
| 02<br>9:00 VAN | 03  | 04<br>7:00 WPG | 05  | 06<br>7:30 DAL | 07  | 08<br>7:00 STL |
| 09             | 10  | 11<br>7:00 EDM | 12  | 13<br>7:00 STL | 14  | 15<br>6:00 WPG |
| 16             | 17  | 18<br>6:30 TOR | 19  | 20<br>6:30 OTT | 21  | 22<br>7:00 FLA |
| 23             | 24  | 25<br>7:00 LA  | 26  | 27<br>7:00 EDM | 28  | 29<br>7:00 CBJ |
| 30             |     |                |     |                |     |                |

| SUN        | MON            | TUE            | WED            | THU            | FRI            | SAT            |
|------------|----------------|----------------|----------------|----------------|----------------|----------------|
| <b>DEC</b> |                |                |                |                |                |                |
|            | 02<br>6:00 CAR | 03             | 04<br>7:00 STL | 05             | 06<br>6:00 CHI |                |
| 07         | 08<br>8:00 COL | 09             | 10             | 11<br>8:00 ARI | 12             | 13<br>9:30 S.J |
| 14         | 15<br>7:00 BOS | 16             | 17             | 18             | 19             | 20<br>7:00 MIN |
| 21         | 22<br>6:00 CBJ | 23<br>6:00 BOS | 24             | 25             | 26             | 27<br>7:00 PHI |
| 28         | 29<br>7:30 CHI | 30<br>7:00 STL | 31             |                |                |                |

| SUN            | MON | TUE            | WED | THU            | FRI            | SAT            |
|----------------|-----|----------------|-----|----------------|----------------|----------------|
| <b>JAN</b>     |     |                |     |                | 01             | 02             |
|                |     |                |     |                |                | 03<br>3:00 LA  |
| 04<br>7:00 ANA | 05  | 06<br>7:00 CAR | 07  | 08<br>7:00 DAL | 09             | 10<br>1:00 MIN |
| 11             | 12  | 13<br>7:00 VAN | 14  | 15             | 16<br>7:00 WSH | 17<br>6:00 DET |
| 18             | 19  | 20<br>6:30 MTL | 21  | 22             | 23             | 24             |
| 25             | 26  | 27<br>7:00 COL | 28  | 29<br>7:00 STL | 30<br>8:00 COL | 31             |

| SUN            | MON | TUE            | WED | THU            | FRI | SAT             |
|----------------|-----|----------------|-----|----------------|-----|-----------------|
| <b>FEB</b>     |     |                |     |                |     |                 |
| 01<br>1:00 PIT | 02  | 03<br>7:00 TOR | 04  | 05<br>7:00 ANA | 06  | 07<br>2:00 NYR  |
| 08             | 09  | 10<br>2:00 T.B | 11  | 12<br>7:00 WPG | 13  | 14<br>7:00 N.J  |
| 15             | 16  | 17<br>7:00 S.J | 18  | 19             | 20  | 21<br>12:00 PHI |
| 22             | 23  | 24<br>7:00 COL | 25  | 26<br>7:30 MIN | 27  | 28<br>2:00 DET  |

| SUN            | MON            | TUE            | WED | THU            | FRI | SAT             |
|----------------|----------------|----------------|-----|----------------|-----|-----------------|
| <b>MAR</b>     |                |                |     |                |     |                 |
| 01             | 02<br>6:00 NYR | 03<br>6:00 N.J | 04  | 05<br>7:00 NYI | 06  | 07<br>6:00 WPG  |
| 08             | 09<br>9:00 ARI | 10             | 11  | 12<br>5:30 S.J | 13  | 14<br>9:00 L.A  |
| 15             | 16             | 17<br>7:00 MIN | 18  | 19             | 20  | 21<br>7:00 BUF  |
| 22             | 23             | 24<br>7:00 MTL | 25  | 26<br>6:30 T.B | 27  | 28<br>11:30 WSH |
| 29<br>4:00 CGY | 30             | 31<br>7:00 VAN |     |                |     |                 |

| SUN        | MON | TUE            | WED | THU            | FRI | SAT            |
|------------|-----|----------------|-----|----------------|-----|----------------|
| <b>APR</b> |     |                |     |                |     |                |
|            |     |                | 01  | 02             | 03  | 04<br>7:00 DAL |
| 05         | 06  | 07<br>8:00 COL | 08  | 09<br>7:00 MIN | 10  | 11<br>7:00 DAL |



HOME



AWAY



FOX TENNESSEE



FOX SPORTSOUTH



NBC Sports



# TABLE OF CONTENTS



## MANAGEMENT & STAFF

|  |       |
|--|-------|
| Staff Directory                          | 4-6   |
| Ownership                                | 8-9   |
| Management/Scouting Staff                | 10-19 |
| Coaching Staff                           | 20-24 |
| Training/Equipment Staff                 | 25    |
| Predators/Powers Management Staff        | 26-29 |
| Broadcasters                             | 30-32 |
| Broadcast Partners                       | 33    |
| Bridgestone Arena/Powers Management      | 34-35 |
| Community Relations/Predators Foundation | 36-38 |
| Youth Hockey & Fan Development           | 39-40 |
| AHL Affiliate, Milwaukee Admirals        | 41-42 |
| ECHL Affiliate, Cincinnati Cyclones      | 43    |

## THE PLAYERS

|                                 |         |
|---------------------------------|---------|
| Organizational Roster           | 46-47   |
| How the Predators Were Built    | 48-49   |
| Player Biographies              | 50-109  |
| In the System                   | 110-131 |
| 2014 NHL Entry Draft Selections | 132-136 |

## 2013-14

|   |         |
|---|---------|
| Team Notes                              | 138-141 |
| Final Scoring                           | 142     |
| Scoring Breakdown                       | 143     |
| Game-by-Game Summary                    | 144-145 |
| Goals & Shots by Period                 | 146-147 |
| Scoring by Period/Record when Scoring   | 148     |
| Goals Breakdown                         | 149     |
| Game Notes                              | 150     |
| Vs. NHL                                 | 151     |
| Highs & Lows                            | 152     |
| The Last Time                           | 153     |
| Overtime                                | 154     |
| Misc. Statistics                        | 155     |
| Shootouts                               | 156-157 |
| Player Game-by-Game Summary             | 158-163 |
| Man-games Lost                          | 164     |
| Transactions                            | 165-166 |
| AHL Standings and Leaders               | 167     |
| Milwaukee (AHL) Final Scoring           | 168     |
| Milwaukee (AHL) Playoff Scoring/Results | 169     |

## NHL & OPPONENTS

|                                      |         |
|--------------------------------------|---------|
| 2013-14 NHL Final Standings          | 172     |
| 2013-14 NHL Awards                   | 173     |
| NHL All-Stars/Leaders/Directory      | 174     |
| 2014-15 Critical Dates               | 175     |
| NHL Referees & Linesmen              | 176     |
| Predators vs. Summary                | 177     |
| Team-by-team Season/All-Time Results | 178-235 |

## TEAM HISTORY & RECORDS

|  |         |
|--|---------|
| Season Records                           | 238     |
| Team Streaks & Holiday Records           | 239-240 |
| Special Teams                            | 241     |
| All-Time Statistics                      | 242-245 |
| Personnel & All-Stars                    | 246     |
| Award Winners & Olympians                | 247-248 |
| All-Time Leaderboard                     | 249     |
| Season Leaders                           | 250-251 |
| Multi-Point/Multi-Goal Games             | 252     |
| Year-by-Year Final Scoring               | 253-266 |
| Record by Game                           | 267     |
| Rookies & Vets/By the Numbers/Attendance | 268     |

## TEAM HISTORY & RECORDS (CONTINUED)

|                                |         |
|--------------------------------|---------|
| Franchise Firsts               | 269     |
| Hat Tricks                     | 270     |
| Penalty Shots                  | 271     |
| Shootouts                      | 272-273 |
| Overtime History               | 274-278 |
| Shootout History               | 279     |
| The Predators vs. the NHL      | 280     |
| The NHL vs. the Predators      | 281     |
| All-Time Draft Selections      | 282-283 |
| Alumni Register                | 284-294 |
| Opening/Closing Night Results  | 295     |
| Franchise Timeline             | 296-299 |
| All-Time Trades & Acquisitions | 300-306 |
| Team Records                   | 307-316 |
| Player Records                 | 317-321 |

## PLAYOFFS

|   |         |
|---|---------|
| All-Time Playoff Results                    | 324-325 |
| All-Time Playoff Statistics                 | 326-327 |
| All-Time Playoff Leaderboard/Season Leaders | 328-329 |
| Playoff Firsts/Playoff Situationals         | 330-331 |
| Hat Tricks/Penalty Shots/Shutouts           | 332     |
| Overtime History                            | 333     |
| Year-by-Year Playoff Scoring                | 334-337 |
| Team Records                                | 338-342 |
| Player Records                              | 343-345 |

## MEDIA INFORMATION

|  |         |
|--|---------|
| Media Relations                            | 348     |
| Miscellaneous Arena/Game Night Information | 349     |
| Vanderbilt Medical Staff                   | 350-351 |
| Ford Ice Center                            | 352-353 |
| Rink Partnerships                          | 354     |
| How to Figure                              | 355     |
| Predators Name & Logo                      | 356     |
| Nashville Hockey History                   | 357     |
| Bridgestone Arena Map                      | 358     |

## TRAINING CAMP 2013

|                                     |     |
|-------------------------------------|-----|
| Training Camp roster - alphabetical | 360 |
| All-time Preseason Results          | 361 |

## CREDITS

|                      |   |
|----------------------|---|
| Editor               | Kevin Wilson  |
| Assistant Editors    | Gerry Helper<br>Alexis Witman & Brooks Bratten  |
| Design & Layout      | Brennan Scott   |
| Editorial Assistance | Matthew Bontorin, Savannah Hollis,<br>Jessica Parsley, Paul Richard Cook, Matt Hamann |
| Design Assistance    | Abigail Atkins, Jackie Fisher,<br>Chuck Stephens                                      |
| Copy Contributors    | Rebecca King, Snow Rose,<br>Kristen Finch, Andee Boiman, Liz Wardlow                  |
| Photography          | John Russell<br>Fredrick Breedon<br>Getty Images                                      |
| Printing             | Fidelity Offset   |



# MANAGEMENT & STAFF

## PREDATORS STAFF DIRECTORY

### NASHVILLE PREDATORS EXECUTIVES

|  |                        |
|--|------------------------|
| Owner.....   | Predators Holdings LLC |
| Investor Group: Christopher Cigarran, Thomas Cigarran, Joel and Holly Dobberpuhl, David Freeman, Herbert Fritch, DeWitt Thompson V, John Thompson, Warren Woo & W. Brett Wilson..... |                        |
| Chairman & Governor.....   | Thomas Cigarran        |
| President of Hockey Operations/General Manager & Alternate Governor.....   | David Poile            |
| Chief Executive Officer & Alternate Governor.....  | Jeff Cogen             |
| President/Chief Operating Officer & Alternate Governor.....  | Sean Henry             |
| Executive Vice President, General Counsel & Chief Financial Officer.....   | Michelle Kennedy       |
| Senior Vice President of Hockey Communications & Public Relations.....   | Gerry Helper           |
| Senior Vice President of Corporate Development.....  | Chris Junghans         |
| Senior Vice President of Finance.....  | Beth Snider            |
| Senior Vice President of Ticket Sales.....   | Nat Harden             |
| Senior Vice President of Human Resources.....  | Allison Simms          |

### HOCKEY OPERATIONS

|   |   |
|---|---|
| Assistant General Manager.....                  | Paul Fenton   |
| Director of Hockey Operations.....              | Brian Poile   |
| Director of Player Development.....             | Scott Nichol  |
| Manager of Hockey Operations.....               | Brandon Walker  |
| Hockey Operations Executive Assistant.....      | Paul Cook   |
| Hockey Operations Administrative Assistant..... | Matt Hamann   |
| Head Coach.....                                 | Peter Laviolette  |
| Assistant Coaches.....                          | Phil Housley & Kevin McCarthy                                       |
| Goaltending Coach.....                          | Ben Vanderklok  |
| Strength & Conditioning Coach.....              | David Good  |
| Video Coach.....                                | Lawrence Feloney  |
| Video Coordinator.....                          | Jeremy Coupal   |
| Video Assistant.....                            | J.P. Buckley  |
| Chief Amateur Scout.....                        | Jeff Kealty   |
| Professional Scouts.....                        | Nick Beverley, Shawn Dineen & Vaclav Nedomansky                     |
| North American Amateur Scouts.....              | J-P Glaude, Tom Nolan, Ryan Rezmierski, Glen Sanders & David Westby |
| European Scouts.....                            | Martin Bakula, Lucas Bergman & Janne Kekalainen                     |
| Head Athletic Trainer.....                      | Andy Hosler   |
| Assistant Athletic Trainers.....                | DJ Amadio & Jeff Biddle   |
| Equipment Manager.....                          | Pete Rogers   |
| Assistant Equipment Manager.....                | Jeff Camelio  |
| Equipment Assistant.....                        | Brad Peterson   |
| Locker Room Attendant.....                      | Craig "Partner" Baugh   |

### TEAM DOCTORS

|  |  |
|--|--|
| Head Team Physician & Orthopaedic Surgeon.....                         | John E. Kuhn, M.D.   |
| Head Team Physician & Sports Medicine Primary Care Physician.....      | Paul J. Rummo, D.O.  |
| Assistant Team Physician & Orthopaedic Surgeon.....                    | Charles L. Cox, M.D.   |
| Assistant Team Physician & Sports Medicine Primary Care Physician..... | Alex Diamond, D.O.   |
| Team Ophthalmologist.....  | Daniel S. Weikert, M.D.  |
| Team Psychologist.....   | Gary Solomon, Ph.D.  |
| Team Cardiovascular Physician & Surgeon.....                           | Joseph L. Fredi, M.D.  |
| Team Plastic Surgeons.....   | Stephane Braun, M.D., Kevin Hagan, M.D., Blair Summitt, M.D., Wesley Thayer, M.D. & Jason Wendel, M.D. |
| Team Dentist.....  | Jody Jones, D.D.S.   |
| Team Chiropractor.....   | Cliff Brown, D.C.  |

### COMMUNICATIONS

|   |                |
|---|----------------|
| Manager of Communications.....                      | Kevin Wilson   |
| Corporate Communications Coordinator.....           | Alexis Witman  |
| Communications & Interactive Media Coordinator..... | Brooks Bratten |
| Senior Director of Community Relations.....         | Rebecca King   |
| Community Relations Manager.....                    | Kristen Finch  |
| Community Relations Coordinator.....                | Snow Rose      |
| Team Photographer.....                              | John Russell   |

### CORPORATE PARTNERSHIPS & DEVELOPMENT

|   |   |
|---|---|
| Senior Director, Corporate Partnerships.....          | Delmar Smith                              |
| Senior Director, Corporate Partnerships.....          | Bob Flynn                                 |
| Director of New Business Development.....             | Charlie Severn                            |
| Director of Corporate Development.....                | Jack Burk                                 |
| Account Executive, Corporate Partnerships.....        | Will Myers                                |
| Sr. Account Manager, Corporate Partnerships.....      | Jennifer Maxwell                          |
| Account Service Managers, Corporate Partnerships..... | Paige Cluffo, Rebecca Swan, Jordan Wright |
| Account Manager.....                                  | Robin Lee                                 |
| Manager of Business Analytics.....                    | Lindsay Rutledge                          |

# MANAGEMENT & STAFF

## PREDATORS STAFF DIRECTORY



### MARKETING

|   |                               |
|---|-------------------------------|
| Vice President of Marketing                     | Danny Shaklan                 |
| Marketing Entertainment Manager                 | Adam DeVault                  |
| Marketing Manager                               | Sandy Weaver                  |
| Marketing Activations Coordinator               | Megan Stock                   |
| Interactive Media Manager                       | Thomas Willis                 |
| Director of Youth Hockey & Fan Development      | Andee Boiman                  |
| Youth Marketing and Fan Development Coordinator | Liz Wardlow                   |
| Manager Creative Services                       | Chuck Stephens                |
| Graphic Designers                               | Jackie Fisher & Brennan Scott |

### PREMIUM SEATS

|                                       |                 |
|---------------------------------------|-----------------|
| Vice President, Service & Retention   | Britt Kincheloe |
| Director of Premium Sales             | Chris Burton    |
| Senior Manager of Premium Seats Sales | Tim Wilson      |
| Premium Seats Manager                 | Courtney Reilly |
| Premium Seats Coordinator             | Brooke Mischler |

### FINANCE/HUMAN RESOURCES

|   |                 |
|---|-----------------|
| Director of Payroll                       | Susan Charnley  |
| Controller                                | Jane Avinger    |
| Accounting Clerk                          | Brandy Tatum    |
| Director of Human Resources               | Courtney Mosley |
| Associate General Counsel                 | Sean Marshall   |
| Executive Assistant, Cigarran/Cogen/Henry | Beth DeGrandis  |
| Administrative Assistant, Legal/HR        | Pier Vaughn     |
| Receptionist/Office Assistant             | Alyssa Visbeen  |

### EVENT TECHNOLOGY/ GAME PRESENTATION

|   |                |
|---|----------------|
| Technical Operations Director             | Patrick Abell  |
| Event Presentation Director               | Brian Campbell |
| Creative Content Producer                 | Chris Smith    |
| Senior Director of Information Technology | Casey Millar   |
| Information Technology Manager            | Michael Paul   |
| Help Desk Support Tech                    | Tommy Nelson   |

### BROADCAST/ENTERTAINMENT

|  |                           |
|--|---------------------------|
| Senior Director of Broadcast & Entertainment | Bob Kohl                  |
| Producer                                     | David White               |
| Manager, Video Production                    | Mitch Jordan              |
| Associate Producer                           | Brett Newkirk             |
| Feature Producer                             | Vickie Chien              |
| Television Play-by-Play Announcer            | Pete Weber                |
| Television Color Analyst                     | Stu Grimson               |
| Television Rinkside Reporter                 | Lyndsay Rowley            |
| Television Pre/Postgame Hosts                | Terry Crisp & Mark Howard |
| Radio Play-by-Play Announcer                 | Willy Daunic              |
| Radio Color Analyst                          | Brent Peterson            |

### TICKET SALES

|                                 |  |
|---------------------------------|--|
| Senior Director of Ticket Sales | Marty Mulford  |
| Director of Ticket Sales        | Brad Gillispie   |
| Group Sales Manager             | Dan Schaefer   |
| Senior Account Executives       | Andrew Schaffer  |
| Group Sales Account Executives  | Mickey Hock & AJ Rockwell  |
| Associate Account Executives    | Alex Garmezy, Justin Halvorson & Chris Lemay   |
| Director of Business Strategy   | Jordan Kolosey   |
| Manager of Business Strategy    | Michael Connolly   |
| Business Operations Specialist  | Bradley Eldridge Smith   |
| Fan Relations Manager           | Emily Burley   |
| Fan Relations Coordinators      | Lindsey Crenshaw, Jana DeLuna, Meghan Hunter, Zach Preston, Megan Mischler, Varney Vale                    |
| Fan Development Representatives | Bret Bennick, Christopher Gray, James Head Jr., Mackenzie Hood, William Moore, Steven Reedy, Joshua Smiley |

### FORD ICE CENTER

|   |                 |
|---|-----------------|
| General Manager                           | Danny Butler    |
| Hockey Director                           | Craig MacDonald |
| Hockey Coordinator                        | Zach Jackson    |
| Principal, Scott Hamilton Skating Academy | Scott Hamilton  |
| Skating Director                          | Bill Fauver     |
| Director of Operations                    | Jeremy Emig     |
| Concession Manager                        | Elgin Adams     |
| Office Manager                            | Melissa Amadio  |
| Business Manager                          | Sean O'Keefe    |

# MANAGEMENT & STAFF

## POWERS MANAGEMENT/ VENDORS DIRECTORY

### EVENTS & FINANCE

|                             |                             |
|-----------------------------|-----------------------------|
| Vice President of Booking   | David Kells                 |
| Marketing Manager           | Hannah Foster               |
| Marketing Assistant         | Katie Hamilton              |
| Vice President, Events      | David Chadwell              |
| Event Staff Director        | Ben Bosse                   |
| Event Manager               | Ashley Stokely              |
| Event Coordinators          | Kylie Cooper, Lindsey Inman |
| Front of House Associate    | Jeremy Meriwether           |
| Assistant Director, Finance | Kyle Clayton                |

### OPERATIONS

|                                       |  |
|---------------------------------------|--|
| Vice President of Facility Operations | Tim Friedenberger  |
| Director of Operations                | Chris Jones  |
| Operations Manager                    | Rich Barker  |
| Operations Supervisors                | Sam Keasler & Gerald Glover  |
| Operations Administrative Assistant   | Jamie France   |
| Operations Crewmen                    | Aaron Bowen, Nathan Byars, Brandon Harris, Courtney Murphy, Ernie Spangler |
| Maintenance Mechanics                 | Joe Jenkins, Bob Stewart & Tina Whitaker                                   |
| HVAC Technicians                      | Von Cox & Matt Gordon  |
| Electrician                           | Ken Moore  |
| Ice Manager                           | Steven Fruik   |

### SECURITY

|                                  |   |
|----------------------------------|---|
| Director of Security             | Bill Gross  |
| Security Supervisors             | John Arnold & Walter Porter   |
| Second Shift Security Supervisor | Tom Cummings  |
| Third Shift Security Supervisor  | Jim Christensen   |
| Security Guards                  | Michael Deere, Tony Gann, Paul Hollenbeck,<br>Tamra Jones, Tim Whitaker, Wesley Brackeen, Cody Mears & Don Vise |

### BOX OFFICE AND TICKET OPERATIONS

|                                      |                              |
|--------------------------------------|------------------------------|
| Director of Ticketing                | Lonnie Wilkerson             |
| Senior Manager of Ticket Operations  | Sara Shear                   |
| Ticket Operations Coordinator        | Alaina Leonard               |
| Ticket Operations Assistant          | Ashley Spencer               |
| Ticket Representatives               | Joseph Harlow & Shelby Terry |
| Box Office Operations Coordinator    | Kathy HOLETON                |
| Box Office Coordinator               | Deonne Stewart               |
| Box Office Operations Manager        | Denise Williams              |
| Special Events Ticketing Coordinator | Chris Harrington             |
| Box Office Specialist                | Anna King                    |

### BRIDGESTONE ARENA VENDORS

#### Levy Restaurants

|                        |                 |
|------------------------|-----------------|
| Director of Sales      | Kelly Wise      |
| Premium Suites Manager | Crystal Parfitt |
| Sales Coordinator      | Kim Dallaire    |
| Executive Chef         | Bobby Hammock   |
| Sous Chef              | Antonio Giron   |

#### Sportservice

|                                     |                   |
|-------------------------------------|-------------------|
| General Manager                     | Tom Gallo         |
| Controller                          | Guyonna Bailey    |
| Human Resources Manager             | Eddie Stankard    |
| Operations Manager                  | Nick Heitmeier    |
| Concession Manager                  | Aaron Loovis      |
| Retail Manager                      | Melissa Beard     |
| Commissary Manager                  | Jennifer Tate     |
| Accounting Clerk                    | Caleb Ross        |
| GuestPath Coordinator               | Whitney Whittaker |
| HR Assistant/Non Profit Coordinator | Matthew Murphy    |
| Executive Chef                      | Wade Gnann        |

#### Service Management Systems

|                             |                              |
|-----------------------------|------------------------------|
| Facility Manager            | Froylan Meraz                |
| Assistant Facility Managers | Alberto Gomez & William Webb |
| Administrative Assistant    | Stefka Stoeva                |

#### Contemporary Services Corporation

|                              |              |
|------------------------------|--------------|
| Vice President of Operations | Bruce Wagner |
| Assistant Branch Manager     | Jack Vaughn  |





## PLAY LIKE AN INSIDER.

Insiders know Bridge Entertainment Bistro is the place to be for genuine local flavor. Serving classic American cuisine, cocktails and beer with eight, 60" HD LCD TVs for your viewing pleasure. There's no better venue for pre-gaming, viewing, or celebrating the big game. Combined with live, nightly music and additional dining options at our Commerce Street Grille, we promise an unforgettable evening in downtown Nashville. Check us out with the QR code below.

Show your Predators Game Day ticket stub and receive 20% off your food order at The Bridge.



RENAISSANCE NASHVILLE HOTEL  
611 Commerce Street  
Nashville, TN 372093  
[renaissancenashville.com](http://renaissancenashville.com)

Offer valid pre or post game only. Not valid on alcohol.  
Offer valid for the 2013/2014 season. Other restrictions  
may apply. ©2014 Renaissance Hotel Holdings, Inc.

**R**  
**RENAISSANCE**<sup>®</sup>  
NASHVILLE HOTEL

# MANAGEMENT & STAFF

## OWNERSHIP

### PREDATORS HOLDINGS LLC

On December 7, 2007, Predators Holdings LLC purchased the Nashville Predators and Powers Management (the company that operates Bridgestone Arena) and took over the day-to-day operation of the National Hockey League team and Bridgestone Arena.

Predators Holdings LLC includes local executives in finance, health care and private business. Members include: Thomas Cigarran, Christopher Cigarran, Herb Fritch, Joel and Holly Dobberpuhl, Dewitt Thompson V, John Thompson, David Freeman, Warren Woo and W. Brett Wilson.

### THOMAS G. CIGARRAN



Tom Cigarran is a co-founder, former Chairman, President and CEO and Director of Healthways, Inc. He is also a co-founder and former Chairman, President and CEO and current Director of AmSurg Corporation, the nation's largest outpatient surgery center company. He was elected Chairman of the Nashville Predators in March 2010.

He has been an active supporter of public education in Nashville for more than 20 years. He has served as the Education Chairman of the Nashville Area Chamber of Commerce and was a founder and Chairman of the Operating Board of Alignment Nashville, an organization that helps organize the activities of more than 150 Nashville-area non-profit organizations, the business community and governmental agencies in support of public education. He has also led the Haiti Education Mission of the Cathedral of the Incarnation for more than 15 years. He has chaired the advisory board of Vanderbilt's Owen School's Healthcare MBA Program, and served on the boards of the Harpeth Hall School, Alive Hospice and the Mental Health Association of Middle Tennessee. He has also served as Chair of the Nashville Health Care Council.

Mr. Cigarran received a bachelor of science degree from Villanova University and an MBA from the New York University Graduate School of Business. He and his wife, Connie, are 35-year residents of Nashville, have two children and five grandchildren. The whole family loves hockey.

### CHRISTOPHER C. CIGARRAN



Chris Cigarran is a Senior Advisor in the healthcare industry. Cigarran received his undergraduate degree from Bucknell University and his master's degree from Pepperdine University. Chris lives in Nashville with his wife Katherine and their two children.

### HERBERT A. FRITCH



Herb Fritch currently serves as the President of the Senior Segment at Cigna-HealthSpring following the acquisition of HealthSpring by Cigna in 2012. Beginning his career in 1973 as an actuary, Fritch has more than 40 years of experience in the managed healthcare business. He is also one of the Predators Alternate Governors on the NHL Board of Governors. A graduate of Carleton College, Fritch and his wife Barbara reside in Nashville. They are members of United Way's Tocqueville Society and Barbara is very active as a volunteer at Second Harvest Food Bank.

### JOEL & HOLLY DOBBERPUHL



Joel Dobberpuhl is the CEO and portfolio manager of Jetstream Capital, an investment firm he founded in 2003. Prior to founding Jetstream Capital, Dobberpuhl was a Senior Portfolio Manager for AIM investments. He is also one of the Predators Alternate Governors on the NHL Board of Governors.

Dobberpuhl received his degree from Southern Methodist University in 1988 alongside Holly (Stone) Dobberpuhl. Together, the Dobberpuhls are active in several charities based in the Nashville Area and have both served on the boards of Mercy Children's Clinic and Rocketown Ministries. The Dobberpuhls are residents of Franklin, Tennessee.



## OWENRSHIP

### **DEWITT C. THOMPSON V**



DeWitt (De) C. Thompson V currently serves as the CEO of Thompson Machinery, the Caterpillar dealer for Middle and West Tennessee and North Mississippi. Thompson founded PureSafety in 1999, which was acquired by Underwriters Laboratories in 2011. He is also Chairman of the Board of PHG Energy and serves on the Board of Wealth Access. A graduate of Vanderbilt University, Thompson, his wife Jamee, son DeWitt VI and daughters Helen, Grace and Laura reside in Nashville.

### **JOHN P.G. THOMPSON**



John Thompson is a Vice President of Thompson Machinery. He is a Director of PHG Energy, and he owns Ashland Properties, a real estate property investment company. Prior to working for Thompson Machinery, he served as an asset manager for Covenant Capital Group, LLC. Thompson serves on the boards of two area non-profits, United Cerebral Palsy of Middle Tennessee and the Blake McMeans Foundation. A graduate of Vanderbilt University, Thompson resides in Nashville with his wife Margaret and their two children.

### **DAVID S. FREEMAN**



David S. Freeman is CEO of 36 Venture Capital and was the former founder and CEO of Commodore Medical Services, a medical waste management company sold in 2007. Freeman received his undergraduate degree from the University of Tennessee and a Juris Doctor degree from the Vanderbilt University School of Law. Freeman serves on the Board of Trustees of the United Way of Metropolitan Nashville and Brandi Chastain's ReachUp Foundation.

### **WARREN WOO**



Warren Woo is the Founder Partner of Breakaway Capital Partners Fund. Previously, he was a Partner at Monroe Capital Partners Fund. Previously, Warren was a Founding Partner and Managing Director at Moelis & Company as well as Vice Chairman, member of the Board of Directors and Global Head of Financial Sponsors, Hedge Funds and Leveraged Finance of UBS Investment Bank. He received an MBA from the Stanford University Graduate School of Business and a BA in Economics from UCLA. Warren lives in Los Angeles with his wife Carolyn and their two sons.

### **W. BRETT WILSON**



W. Brett Wilson is a Canadian businessman based in Calgary, Alberta with homes in several cities including Nashville, Tennessee. He is currently Chairman of Canoe Financial, an investment management firm with more than \$2.0 billion in assets. In 1993, he co-founded FirstEnergy Capital Corp., an energy focused investment bank. He has extensive investments in the energy and real estate industries through his merchant bank, Prairie Merchant Corporation. He has also appeared on Canadian TV shows with roles in close to 70 episodes of Dragons' Den and Risky Business. In addition to the Predators, he is an investor in the Derby County Football Club. He was awarded membership in the prestigious Order of Canada in July 2011.



# MANAGEMENT & STAFF

## MANAGEMENT

### DAVID POILE PRESIDENT OF HOCKEY OPERATIONS/GENERAL MANAGER



The third-longest tenured General Manager in National Hockey League history, Nashville Predators President of Hockey Operations/General Manager David Poile has spent 32 consecutive years at the helm of a franchise (17 with Nashville, 15 with Washington) dating back to Aug. 30, 1982 when he was hired by the Washington Capitals. He is

the only general manager in NHL history to be at the helm of two different clubs for 1,000 games and 500 victories, attaining both marks in 2011-12, and is the lone person to be a finalist for the General Manager of the Year Award for each of its first three years of existence (2010, 2011 and 2012). Poile also added the honor of a lifetime to his resume on June 28, 2013, when he was named General Manager of the United States Olympic Team for the 2014 Winter Games in Sochi.

Poile enters the 2014-15 campaign ranked second all-time in games by a general manager (2,376) - trailing only Glen Sather (2,618) - and third in wins (1,151) behind Sather (1,266) and longtime Boston Bruins executive Harry Sinden (1,170). On March 21, 2010 at St. Louis, he picked up his 1,000th win as a general manager in a 3-2 Predators victory.

While Poile continues to use effective drafting and development of home-grown players as the foundation for the Nashville Predators, his blueprint for success has necessitated the welcoming of high-octane offensive performers to the organization in recent seasons. Dating back to the 2013 Trade Deadline, Poile and his staff have been aggressive in acquiring young, talented prospects with high offensive ceilings, and proven NHL stars via trade and free agency to supplement Nashville's drafted talent.

His biggest deal came on June 27, 2014 on the floor of the 2014 Entry Draft when Poile acquired former 40-goal scorer and 2012 NHL First-Team All-Star James Neal from the Pittsburgh Penguins. Less than four months before Neal's acquisition, he snagged a highly touted prospect on Trade Deadline Day for the second consecutive season, acquiring Calle Jarnkrok and a second-round selection from Detroit. The shift began on April 3, 2013, when he traded for highly touted prospect Filip Forsberg from Washington. Forsberg, selected 11th overall in the 2012 Entry Draft, was rated the third-best player by Poile's staff.

Poile has been among the busiest GMs on the free-agent market the past two summer as well. In the first two weeks of July 2014, the focus was on proven veterans on low-risk contracts in centers Olli Jokinen, Mike Ribeiro and Derek Roy, and defenseman Anton Volchenkov. The opening day of free agency in 2013 (July 5) was the busiest day on the open market ever experienced by the team as Poile signed five players to contracts, including Stanley Cup-winners Matt Cullen and Viktor Stalberg, gritty role-playing forward Eric Nystrom, and 2013-14 20-game winner Carter Hutton in net.

Despite the recent influx of players from the outside, the Predators are built around a pair of home-grown products in Captain Shea Weber - who has been a finalist for the Norris Trophy three of the past four years - and two-time Vezina Trophy finalist Pekka Rinne, both of whom are under long-term contracts. Weber's defensive partner Roman Josi, a second-round selection in 2008, had a breakout campaign in 2013-14, and Seth Jones, the fourth overall selection in the 2013 Entry Draft, is on the verge of stardom. The blue line also includes a pair of 2009 draftees in Ryan Ellis (first round) and Mattias Ekholm (fourth round), in addition to Victor Bartley, who had never played an NHL game prior to signing with Nashville.

Helping anchor the forward corps are 2013-14 leading goal scorer and 50-point producer Craig Smith (2009), Colin Wilson (2008) and Gabriel Bourque (2009). For the second consecutive season in 2013-14, 22 of 34 players were developed by the club.

The assertive team-building plan implemented by Poile from the franchise's inception has helped the organization earn the reputation as one of the most stable, well-built teams in the NHL. Crucial to the plan's success is the ability to make the right selections and develop the young prospects. Poile has assembled a bright staff of personnel charged with those responsibilities, including Assistant General Manager Paul Fenton, Chief Amateur Scout Jeff Kealty and a team of gifted professional and amateur scouts across North America and Europe.

Poile has long been a proponent of a strong developmental system as a means to develop blossoming young players into productive NHL players. The Predators' primary developmental affiliate, the American Hockey League's Milwaukee Admirals, captured the first Calder Cup Championship in franchise history in 2004 and revisited the Calder Cup Finals in 2006. They made their AHL-record 12th consecutive trip to the Calder Cup Playoffs in 2014, winning four division titles in that span. The Admirals also became the first team in AHL history to post 40-or-more wins and 90-or-more points in eight consecutive seasons from 2002-03 to 2010-11, each season with a team predominately made up of Predators prospects.

Poile's wisdom and experience is clearly valued throughout the hockey world, as evidenced by his selection to the post of General Manager of the U.S. Olympic Team for the 2014 Sochi Games. He was associate general manager for the 2010 United States Olympic Team, and helped select the team that would become one of the headline stories of the 2010 Games, capturing the hearts of a nation en route to a silver medal. Poile was a member of the U.S. National Team Advisory Group for the third consecutive International Ice Hockey Federation World Championships in 2014, and also served as associate GM for the American entries into the 2009 and 2010 editions of the tournament, and as general manager at the 1998 and 1999 Worlds.

Since its establishment in 2005, Poile has helped guide the NHL Competition Committee, making him one of just two individuals to sit on the committee all 10 seasons of its existence. The steering body that formulates and recommends rule changes for approval by the NHL Board of Governors, the Competition Committee continues to be one of the most influential bodies in the game today having helped usher in innovations featuring on-ice innovations such as the regular-season shootout, hybrid icing and the grandfathering of visors. In March 2014, Poile received yet another prestigious honor by being appointed to the Hockey Hall of Fame Selection Committee, and helped mold the Hall of Fame's 61st group of inductees in June 2014 which included players Rob Blake, Peter Forsberg, Dominik Hasek and Mike Modano; coach Pat Burns in the Builders Category; and Bill McCreary in the Referee and Linesman Category.

Poile's third straight General Manager of the Year nomination in 2011-12 came after the team finished with a 48-26-8 record (104 points), the third-best record in the Western Conference, fifth-best in the NHL, and good for home-ice advantage in the Stanley Cup Playoffs. In 2010-11, he was a finalist for the award after Nashville earned the fifth seed in the Western Conference (99 points) and gave up the third-fewest goals in the League (190) despite missing nearly 350 man-games due to injury, and in 2009-10, he constructed a team that was one of 11 to hit the 100-point mark



## MANAGEMENT

despite having a payroll ranked 28th in the League, earning a spot as a finalist for the inaugural General Manager of the Year Award.

In 2006-07, Poile was recognized by The Sporting News as its "Executive of the Year," an honor he had received twice previously (1982-83 and 1983-84), which is determined through a vote of his peers, after the Predators finished the season with the second-most points in the Western Conference and tied for the third-most points in the entire League. The Predators established franchise records in points (110), wins (51), road wins (23) and goals (272) during the campaign. Locally, Business TN magazine honored him as the magazine's "CEO of the Year" for 2006 based on his consistent and successful track record as the team's architect.

In 2001, Poile was a recipient of the Lester Patrick Award in recognition of contributions to hockey in the United States. Poile has devoted his professional career to hockey and the NHL, particularly in non-traditional markets. His late father, Bud Poile, also a recipient of the Lester Patrick Award (1989) and a member of the Hockey Hall of Fame (1990), served as general manager of two expansion franchises - first in Philadelphia (1967) and then in Vancouver (1970). David Poile began his professional career as an administrative assistant with the Atlanta Flames expansion franchise in 1972 and spent 10 years with the organization before being named general manager of the Washington Capitals in 1982. The 2014-15 campaign will mark his 42nd in NHL.


For the 1982-83 season, Poile took the reins of a Washington team that had never made the Stanley Cup Playoffs. In his 15 years there, the Capitals advanced to the postseason 14 times. The 1997-98 Capitals, largely comprised of players Poile acquired, advanced to the Stanley Cup Finals. During his 15-year tenure, the Caps compiled a record of 596-454-124 (.559), ranking among the NHL's top-five teams during that span.

Poile was instrumental in the League's adoption of the instant replay rule in 1991. He was awarded Inside Hockey's Man of the Year award for his leadership on the issue.

A graduate of Northeastern University in Boston, Poile was hockey team captain, leading scorer and most valuable player for two years, earning a place in the University's Hall of Fame. In June 2014, he received an honorary doctorate degree from American Sentinel University.

Poile also serves as an alternate governor for the team and in December 2007, he added President of Hockey Operations to his title. For the past four seasons, Poile has donated to Operation Homefront (which provides emergency assistance and morale programs to our U.S. troops), USA Hockey and Peterson Foundation for Parkinson's for every Predators victory.

He and his wife, Elizabeth, reside in Nashville. The Poiles have two children - daughter Lauren and son Brian - who serves as the Predators Director of Hockey Operations - and two granddaughters - Ellie and Charlotte.



### LONGEST TENURED GENERAL MANAGERS

| GENERAL MANAGER    | TEAM(S)         | YEARS     | SEASONS                   |
|--------------------|-----------------|-----------|---------------------------|
| Jack Adams         | DET             | 35        | 1927-28 to 1961-62        |
| Glen Sather        | EDM, NYR        | 34        | 1980-81 to 2013-14        |
| <b>David Poile</b> | <b>WSH, NSH</b> | <b>32</b> | <b>1982-83 to 2013-14</b> |
| Conn Smythe        | TOR             | 30        | 1927-28 to 1956-57        |
| Art Ross           | BOS             | 30        | 1924-25 to 1953-54        |

# MANAGEMENT & STAFF

## MANAGEMENT

### **JEFF COGEN** CHIEF EXECUTIVE OFFICER



Jeff Cogen brings more than 30 years of experience in the sports and entertainment industry to the Nashville Predators as the team's Chief Executive Officer, a role he was named to in August 2010. As the CEO of the Predators and Bridgestone Arena, Cogen is responsible for running the business operations of both the club and the arena.

During his tenure as CEO, Cogen has guided the organization to its most successful sales seasons to date, with the Nashville Predators increasing attendance year over year and growing the season-ticket holder base to more than 10,000 for the first time since the 1999-2000 season. Cogen has also been instrumental in the creation of the brand-new Ford Ice Center in Antioch, Tennessee, which opened in August 2014. This rink is part of an ongoing public/private partnership with Metro Nashville to promote healthy lifestyles for Middle Tennessee residents and continue increasing participation in youth, adult and amateur hockey.

Prior to joining the Predators, Cogen served as President of both the Dallas Stars (2007-10) and Texas Rangers (2004-07) after previously working under the Hicks Sports Group umbrella from 1993-2001. As President of the Rangers, and then the Stars, Cogen ran all business aspects of the franchises, and also served as Hicks Sports Group's primary representative on American Airlines Center Board that provides oversight and leadership on all arena issues including overall financial performance, capital expenditures, third-party events, and team operations.

With the Rangers, where he was also Chief Operating Officer for one year, Cogen increased revenues by 20 percent over a three-year span, and generated revenue streams through a landmark naming-rights deal (Ameriquest Field in Arlington), and through non-traditional outlets such as technological partnerships.

In his first stint with the Stars as Vice President from 1993-99, Cogen helped build the newly relocated franchise's season ticket base to more than 15,000 fans and saw a sellout streak that lasted more than 150 games over a nearly four-season span. Following his promotion to Executive V.P. of Marketing and Sales of Southwest Sports Group (entity that operated both the Stars and Rangers), Cogen created synergies between the teams that led to exponential rises in ticket and sponsorship revenue.

Cogen's two stints in Dallas were bridged by a successful two-year stretch as Chief Operating Officer of the Florida Panthers and the then-Office Depot Center. From 2001-03, he executed a naming rights agreement for the venue, and boosted income on both the team and building sides via joint entertainment ventures.

The Newport News, Virginia, native's first taste of professional sports came as Director, and later Vice President of Marketing for Olympia Arenas, the managing company of Detroit Red Wings, Joe Louis Arena and Fox Theater, from 1986-93. He started his career with Ringling Brothers and Barnum and Bailey Shows in 1979, managing more than 100 engagements until August 1986.

Cogen currently serves on the Adventure Science Center Board of Directors and Executive Committee, the Fifth Third Advisory Board, the Nashville Chamber of Commerce Board and Audit and Finance Committee, the T.J. Martell Board and the Partnership 20/20 Lead Investor Group.

The graduate of Old Dominion University resides in Franklin, Tennessee, with his wife and their dog while their three children attend college.







### **SEAN HENRY** PRESIDENT/CHIEF OPERATING OFFICER



Sean Henry (Twitter: @PRESDident) is entering his fifth season as the President/Chief Operating Officer and Alternate Governor of the Nashville Predators and Bridgestone Arena. Henry has brought a unique and aggressive approach that has led the unification of all business fronts creating new organizational levels of success on all fronts.

Since Henry joined the organization, the Nashville Predators and Bridgestone Arena have enjoyed their most successful seasons to date. The Nashville Predators' Loyal Legion continues to grow in size and revenues in all areas. Sold-out games are now the norm in Smashville creating a passionate environment for the Predators and their incredible fans. Henry led a team that forged a partnership with Metro Nashville to secure Bridgestone Arena's new lease with the city of Nashville, keeping the downtown staple thriving and growing through 2028. Through renovations that include the new Nissan SoBro entrance, Tavern '96, the Fifth Avenue Pro Shop, the Lexus Lounge and more, Bridgestone Arena continues to evolve toward its ultimate goal to be the No.1 Sports and Entertainment venue in the world. These renovations, combined with incredible support from one of the strongest fan bases in the NHL and a synergized business approach between the arena and team created the fourth consecutive year of record-setting event levels at Bridgestone Arena making it once again one of this year's Top 10 busiest arenas in the United States.

Henry and the team's commitment to the community are best evidenced through the work of the Nashville Predators Foundation and the Predators' dedication to youth hockey development. The Foundation's grants and programs funded more than \$1 million in programs and donations to 200 local organizations. The organization's Hearts of Gold program also infused the area with over 6,000 community service hours donated by the organization's employees, players and staff creating a special workplace environment and changing lives throughout Middle Tennessee. The organization will operate and grow hockey, figure skating and on-ice activities for all ages and skill levels through the newly constructed Ford Ice Center that debuts this season. This public/private partnership

with Metro Nashville will allow for the introduction to skating and hockey to thousands of new participants every year and will enable current players expanded opportunities while enabling Nashville to become the country's southeast hub for countless tournaments and competitions.

Prior to joining the Predators, Henry spent 11 years with Palace Sports and Entertainment, serving as the Executive Vice President and COO overseeing business operations for the Tampa Bay Lightning, St. Pete Times Forum and Single-A baseball's Asheville Tourists. During this time, the company saw dramatic increases in all revenue areas. The then - St. Pete Times Forum became one of the busiest venues in the country, built around a Stanley Cup Championship in 2004.

Henry's two years prior to his stay in Tampa were spent as Vice President of Sales and Marketing with Unity Motion, the first company to deliver High Definition television systems to the residential market and the first to broadcast live HD programming across the United States and the first live sporting event in HD.

Henry joined in the sports and entertainment industry in 1983 when he joined Volume Services Inc., as a busboy and would serve in various management roles with the company through 1997. In his time with Volume Services, Henry's clients included the Detroit Pistons, the St. Louis Rams, and the Washington Redskins.

Henry, a graduate of The State University of New York, married Tracey Manning, a.k.a. the Suburban Diva, 23 years ago. They have four children - sons Steven and Matthew, and daughters Amy and Jessica that never tire of his stories and attempts to recreate scenes from National Lampoon's Vacation on every one that they take, and are normally captured in the Diva's writings.

Henry serves on the boards of the Nashville Predators Foundation, The Nashville Downtown Partnership, The Nashville Sports Council and The Sports Fund and as an Adjunct Professor at Belmont University. He and Tracey are also very involved in their children's schools, sports teams and clubs.



# MANAGEMENT & STAFF

## MANAGEMENT

### EXECUTIVE VICE PRESIDENT / GENERAL COUNSEL & CHIEF FINANCIAL OFFICER

#### MICHELLE KENNEDY



Michelle Kennedy joined the Predators full-time in March 2008 as In-House Counsel. Kennedy, also a certified public accountant (CPA), accepted the additional charge of Chief Financial Officer for the Predators and Powers Management in 2010 while continuing to serve as the organization's General Counsel. In her current role, Kennedy serves as the organization's primary contact with the ownership group, in addition to overseeing all legal, finance, information technology and human resource matters. Kennedy is also extensively involved with key Sports Authority and Metro Government matters, and was a key component in the renewal of Bridgestone Arena's lease with the city of Nashville through 2028.

Kennedy began her career as an auditor at KPMG International, an advisory, audit and tax services company. After nearly five years in public accounting, she joined Vanderbilt University as an Associate Director of Athletics. For six years, she was responsible for oversight of the department's business operations, including ticket operations, facilities, game and event management, as well as oversight of marketing and corporate sponsorship activities. Kennedy continued to work in a consultative capacity for Vanderbilt while attending law school.

Kennedy obtained a B.A. in economics from Vanderbilt University in 1992 and a Juris Doctorate from Vanderbilt University in 2007. A native of Hawesville, Kentucky, Kennedy now resides in Nashville.

### CHRIS JUNGHANS SENIOR VICE PRESIDENT, CORPORATE DEVELOPMENT



Chris Junghans (Twitter: @cjunghans) enters his sixth season as Senior Vice President, Corporate Development for the Predators and Bridgestone Arena and his 12th season with the company. In his tenure as Senior Vice President, both the Premium Seats and Sponsorship departments have achieved double-digit revenue growth every season. Chris has led the organization's efforts in securing long-term partnerships with such companies as Nissan North America, Dunkin Donuts, Remington, Tropicana Casinos, Yazoo Brewing Company and AT&T. In addition, Chris has been instrumental in growing the Premium Seats department through the creation of new suite products including the Lexus Lounge, Lexus Inner Circle, Opera Boxes, Bench Seats and the Cumberland 501 Club.

Prior to his role as Senior Vice President, Junghans led the Premium Seats division for the Predators and Bridgestone Arena. During his tenure as both a Director and Vice President, he was

able to develop key products and services that led to a 100 percent increase in sales. In addition, he successfully directed the single largest renewal in company history - achieving a 125 percent renewal rate.

Junghans started his career with the Florida Panthers as a Ticket Sales Account Executive and quickly moved through the ranks. While in Florida, Chris developed programs and services that led to significant increases in both Group and Suite Sales.

Born in Washington, D.C., Junghans is a graduate of the University of North Carolina at Charlotte. Among his many accomplishments, including being selected by the Milwaukee Brewers in the 11th Round of the 1993 Major League Baseball Draft, he ranks his family as his biggest accomplishment. He married his high school sweetheart, Carolina in 1999 and they have three children - Lia (13), Alex (9) and Sofie (5). Junghans currently serves on the East Williamson Athletics Board of Directors and enjoys coaching youth baseball in his spare time.

### NAT HARDEN SENIOR VICE PRESIDENT OF TICKET SALES



An "original Predator" who started with the franchise in 1997, Nat Harden (Twitter: @natharden) is responsible for all tickets sales and service for the Nashville Predators. Under his direction, the Nashville Predators have enjoyed one their most successful sales season to date, selling out 19 home games, fourth most in franchise history. Additionally, the Predators season ticket renewal number will surpass 90 percent for the fifth consecutive season under Harden's leadership.

Harden started with the Predators as a Fan Relations Account Service Executive before becoming a Corporate Account Executive in 2000. He was promoted to Season-Ticket Sales Manager prior to

the 2003-04 season, Director of Ticket Sales in 2006, Vice President of Ticket Sales in 2007 and Senior Vice President of Ticket Sales in 2013. Since leading the ticket sales department, the Preds have increased attendance by more than 25 percent and renewed their season-ticket holders at an average of 90 percent.

A graduate of Mississippi State University with a bachelor's degree in Business Administration and a master's degree in Sports Administration, Harden played baseball for the Bulldogs from 1992-96. Since taking over the season ticket sales, he has required all employees to ring a Mississippi State/Nashville Predators cowbell upon a sale.

Harden and his wife, Paige, reside in Nashville with their two children - 11-year-old son, Ty, and 8-year-old daughter, Clara.



### **GERRY HELPER** SENIOR VICE PRESIDENT, COMMUNICATIONS



A veteran of more than 35 years in hockey having been with the National Hockey League or one of its teams since 1979, Gerry Helper joined the Predators in October 1997, and has served in various communications roles. In addition to heading up the club's public and media relations efforts, Helper assists in relations with the Sports

Authority, Sports Council, Metro and State Governments. Helper works closely with upper management on external organizational and franchise communication issues. He has also served in various capacities on the board of the Predators Foundation, and is currently the Vice President. Since its inception, the Foundation has distributed more than \$4 million to Nashville-area charitable and community service organizations, including a single-season record of \$410,652 in 2013-14.

Helper has also been active with USA Hockey, serving as a communications liaison for the United States' silver medal-winning entry at the 2010 Vancouver Olympics and on USA Hockey's marketing council from 1994-99.

Helper oversees the club's media and public relations efforts, publications, the team's web site and community relations initiatives. He was on the NHL's Communications Advisory Board from 2004-09, and was the organization's point person with the NHL

for the 2003 NHL Entry Draft in Nashville, which drew more than 13,000 people to the Bridgestone Arena. In 2011-12, the Predators Communications Department received the Dick Dillman Award, presented by the PHWA to the top communications department in each conference, and was a finalist again in 2012-13.

In his first stint with an expansion franchise, Helper spent nearly seven years (1991-97) with the Tampa Bay Lightning as the team's vice president of communications. He assisted with the development of Tampa Bay's successful 1999 NHL All-Star Weekend bid. He also spent time as the NHL's director of information (1987-89) and director of public relations (1989-91) after beginning his sports career with the NHL's Buffalo Sabres (1979-86). He also worked several Stanley Cup Finals and All-Star Games in his time with the League and the Sabres.

Helper served on the board of directors for the Middle Tennessee YMCA and Joe C. Davis Camp Widjwagan, and is currently on the board of the Nashville Sports Council. He is a 1979 graduate of St. Bonaventure University with a B.A. in mass communications and a 2000 graduate of leadership music.

Helper resides in Franklin, Tennessee, with his wife, Kim, and daughters, Renee and Abigail.

### **BETH SNIDER** SENIOR VICE PRESIDENT OF FINANCE



Beth Snider began her second stint as Senior Vice President of Finance in November 2012 after originally joining the Predators organization as Director of Finance in May 2000. As head of the Finance Department, Snider is responsible for all finance functions, budgeting and forecasting, and directly manages the team's relationship with the NHL with respect to financial matters, including the preparation of the annual Hockey Related Revenue reporting process. She also manages the franchise's various insurance policies and relationships with brokers.

Snider's extensive history and exposure to both the Predators and Bridgestone Arena's financial affairs were integral in securing a new lease arrangement with the city of Nashville in the summer of 2012, and has helped merge the two entities into a more efficient business unit.

Snider spent five seasons as Director of Finance before being promoted to Vice President in 2005. She served in that role until 2010, when she transitioned into a part-time role as a Financial Specialist until reassuming her role as Vice President. Snider's first exposure to the arena/organization came in 1996 when she oversaw the then-Nashville Arena's audit for Arthur Andersen LLP accounting firm during its pre-opening stage.

Snider received both a bachelor's degree in business administration and a master's degree in accounting from the University of Alabama. She has sat on the board and numerous committees for the Tennessee Society of CPAs and is currently an active member.

Beth resides in Franklin with her husband Dwayne and sons, Eston and Grant.

# MANAGEMENT & STAFF

## MANAGEMENT

### **ALLISON SIMMS** SENIOR VICE PRESIDENT OF HUMAN RESOURCES



Allison Simms joined the Nashville Predators as Director of Human Resources in 2006, was elevated to Senior Director in 2008, and promoted to her current role as Vice President of Human Resources in 2010. Her responsibilities include overseeing all human resources functions for both the Nashville Predators and Powers Management.

Simms began her career in human resources in the insurance and healthcare fields before transitioning to the sports & entertainment industry. An alumna of Middle Tennessee State University, Simms has a bachelor's degree in education and is an active member of the Society for Human Resource Management.

As a Nashville native, Simms stays involved in the community with a passion for animal rescue. She and her husband, Matt, reside in Nashville.

### **DAVID CHADWELL** VICE PRESIDENT OF EVENT OPERATIONS



David Chadwell is the current Vice President of Event Operations for the Nashville Predators and Bridgestone Arena, a role he assumed in August of 2012. In this role, Chadwell is responsible for all guest experiences at Bridgestone Arena. He also oversees the box office, security, guest services and the AT&T Fan Information desk. Chadwell joined Bridgestone Arena/

Nashville Predators full-time in 2003 as Box Office Event Manager, advanced to Assistant Director of Ticketing in 2004 and Director of Ticket Operations in 2005.

Before coming to Bridgestone Arena, Chadwell worked with Starwood Amphitheatre and Creative Artist Agency and spent time on tour with the legendary B.B. King. A Middle Tennessee State University alumnus, Chadwell has a bachelor's degree in mass communication with an emphasis in Music Business. During his tenure with Bridgestone Arena, Chadwell has received three awards for leadership, as voted on by his peers. He has been a member of the International Ticketing Association (INTIX) since 2005 and International Association of Venue Managers (IAVM) since 2012.

A Nashville native, Chadwell loves to travel with his wife Scarlett. They reside in Lebanon, Tennessee, with their three dogs and a cat.

### **TIM FRIEDENBERGER** VICE PRESIDENT OF FACILITY OPERATIONS



Tim Friedenberger is in his second season serving as the Vice President of Facility Operations with the Nashville Predators and Bridgestone Arena.

Friedenberger began his career in sports and entertainment with the Tampa Bay Lightning in 1992. During his tenure, he served as the Lead Ice Technician, Director of Operations, and Vice President of Facility Operations.

He got his first taste of the entertainment industry while touring around the country with various types of productions, and cut his teeth on the business of ice as a project manager installing ice rinks throughout the United States, Europe and Asia. Friedenberger's passion and dedication to ice and hockey has earned him the respect of his peers throughout the NHL.

Tim is now a proud resident of Nolensville, Tennessee, where he resides with his wife Ginger and three boys whom all love hockey and Tennessee.

### **DAVID KELLS** VICE PRESIDENT OF BOOKING



David Kells (Twitter: @DKnaround) has been with Bridgestone Arena and the Nashville Predators since 2005. During his tenure he has served as the Conversion Manager, Event Manager, Director of Marketing and is currently the Vice President of Booking.

David quickly developed a passion for live entertainment after working his first concert at the age of 18. Over the course of his career he has worked for SFX Entertainment, Great Big Shows, and AC Entertainment. David has been involved in producing such festivals as Dancin' In the District (Nashville), Sundown in the City (Knoxville), Sewanee Bound Music Festival (Live Oak, Florida) and Birmingham City Stages (Birmingham, Alabama).

In addition to helping oversee Bridgestone Arena's rise to one of the top venues in the U.S., Kells has received personal recognition for his hard work in the industry. Most recently, Kells was nominated for Pollstar's Facility Executive of the Year and the International Arena Buyers Association's Venue Executive of the Year. A lover of hockey from a young age, David's hockey career peaked in 1980 when he received the Most Improved Player Award from the Massena Minor Hockey Association.

David is a proud resident of Inglewood, where he resides with his wife Lucy and daughter Kathryn.



### **BRITT KINCHELOE** VICE PRESIDENT OF SERVICE AND RETENTION



Britt Kincheloe first joined the staff of then called 'Nashville Arena' prior to its grand opening in December 1996. During her nearly 20 years on staff, Kincheloe has worked at the switchboard, in the box office, and in marketing and group sales before joining the premium seats department. Since 2011, Kincheloe has worked as the Senior Director of Service and Retention, and as Vice

President as of September 2014, a position where she oversees the service departments for Corporate Development, Premium Services and season-ticket holders.

A graduate of Vanderbilt University with a bachelor's degree in communication studies, Kincheloe is passionate about Mickey Fisher Memorial Scholarship initiatives and enjoys traveling and spending time with family.

### **DANNY SHAKLAN** VICE PRESIDENT OF MARKETING



Danny Shaklan (Twitter: @dshaklan) joined the Nashville Predators marketing department in 2010. His current responsibilities include overseeing all marketing functions, including creative, online and grassroots marketing, media buying, sponsor and ticket sales activations and social media for both the Nashville Predators and Bridgestone Arena.

Prior joining the Predators, he spent five years with Country Music Television (CMT) in the Consumer Marketing department where he helped promote CMT Crossroads, Dallas Cowboys Cheerleaders: Making the Team, Gone Country and World's Strictest Parents. Shaklan started his sports career working at Major League Lacrosse, owned by celebrity fitness guru, Jake Steinfield (Body By Jake).

Born in New York, Shaklan is now a proud resident of Smashville, where he resides with his wife Jen and their dog Mo.

### **BRIAN POILE** DIRECTOR OF HOCKEY OPERATIONS



Brian Poile enters his fifth season with the Nashville Predators as the Director of Hockey Operations in 2014-15. Poile's primary responsibilities include managing the club's roster, payroll, salary cap, research and negotiation of player contracts, salary arbitration preparation and overseeing minor league affiliation agreements with the American Hockey League's Milwaukee

Admirals and ECHL's Cincinnati Cyclones. He is also involved with fiscal and strategic planning, evaluating pro and amateur players, compliance with the Collective Bargaining Agreement, administration with NHL's Central Registry as well as the day-to-day business operations of the hockey department.

Poile began his career with the NHL's Dallas Stars, spending one season as the Stars' Director of Team Services and three seasons as the Director of Hockey Operations for their AHL affiliate, the Utah Grizzlies, in Salt Lake City. In his role in Utah, Poile managed

the Grizzlies hockey department, club roster, budget, player contracts, team travel, schedules, training camps, AHL/ECHL/CHL scouting and player call-ups. He also served as an Alternate Team Governor, managed the Grizzlies affiliation agreements with the Dallas Stars (NHL), Montreal Canadiens (NHL), Lexington Men-o-War (ECHL), New Mexico Scorpions (CHL) and Idaho Steelheads (ECHL) as well as the administration and compliance of the AHL and Professional Hockey Players Association Collective Bargaining Agreement.

Hockey roots run deep in the Poile family. He is the son of Predators' President of Hockey Operations/General Manager, David Poile, and grandson of Hockey Hall of Fame Inductee, Norman "Bud" Poile. Poile earned his bachelor's degree in communications at Boston College in 2000.

Poile, his wife, Valerie, and dogs, Wiley and Dexter reside in Nashville.



# MANAGEMENT & STAFF

## MANAGEMENT

### **PAUL FENTON** ASSISTANT GENERAL MANAGER



Now in his 17th season with the Predators, and his ninth as the club's assistant general manager, Paul Fenton has been instrumental in bringing in many of Nashville's core players through the draft, trades and free-agent signings.

After serving as the director of player personnel for the Predators' first eight seasons, Fenton was promoted to assistant general manager on June 5, 2006, where he oversees the Predators' amateur player development, manages the team's professional and amateur scouting staff and advises President of Hockey Operations/General Manager David Poile on player personnel decisions. He has assisted in player acquisitions since joining the Predators and managed the club's Entry Draft efforts from 2003 (when the team selected Ryan Suter, Shea Weber, Kevin Klein and Alexander Sulzer) until 2008 when he passed the torch to Chief Amateur Scout Jeff Kealty.

Of the 34 players the Predators used in 2013-14, 18 of them were drafted and developed by the team - including 10 of the team's top 12 point getters for the second consecutive season - while four more were acquired by Nashville before making their NHL debut, meaning 22 of 34 players used were "homegrown."

Fenton also serves as general manager of the Predators' primary developmental affiliate, the Milwaukee Admirals of the American Hockey League, who made their AHL-record 12th consecutive playoff appearance in 2014 and finished with more than 90 points for the ninth time in 11 seasons despite a youthful roster that contained only six players over the age of 25. The Admirals extended their playoff streak thanks to a 16-5-1 record in their final 22 games.

Milwaukee has won four division titles in the past 11 seasons, and became the first team in AHL history to post 40-or-more wins and 90-or-more points in eight consecutive seasons from 2002-03 to 2010-11. Fenton also served as Associate GM for Team USA at the 2011 World Championships.

The Springfield, Massachusetts, native joined the Predators after spending five seasons in the Anaheim Ducks' hockey operations department. He served as a scout during his first three seasons with the Ducks and as the chief professional scout the last two years. A number of players drafted during Fenton's run with the Ducks - such as Paul Kariya, Steve Rucchin, Ruslan Salei and Mike LeClerc - led Anaheim to the 2003 Stanley Cup. Final Fenton also helped facilitate one of the Anaheim franchise's largest trades, the February 1996 acquisition of Teemu Selanne.

Fenton played eight seasons in the NHL before joining the scouting ranks. He amassed 100 goals and 83 assists in 411 NHL contests while playing for seven different NHL teams, including San Jose during the Sharks' inaugural season (1991-92). In 1989-90, the former Boston University Terrier scored an NHL career-high 32 goals for the Winnipeg Jets, and his playing resume also includes three selections to AHL and IHL All-Star teams.

Paul and his wife, Nona, reside in Brentwood. They have two sons, P.J., who plays for EV Landshut in Germany's second league, and Owen, a doctoral student in chemistry at the Massachusetts Institute of Technology (MIT).

### **JEFF KEALTY** CHIEF AMATEUR SCOUT



Jeff Kealty enters his eighth season as the Nashville Predators Chief Amateur Scout and 14th campaign with the organization in 2014-15. While his primary responsibility is monitoring the best draft-eligible talent around the globe and spearheading the team's annual efforts at the NHL Entry Draft, Kealty also keeps an eye on the

development of prospects in the CHL, NCAA and other junior leagues across North America and Europe.

The Boston native has overseen Nashville's past seven drafts, helping to bolster the club's depth across the board, selecting 33 forwards, 17 defensemen and six goalies since his first year running Nashville's draft table in 2008. In 2014, Kealty and his staff took advantage of having three selections in the draft's first two rounds, the first time that has happened in since 2009, by taking offensively dynamic forward Kevin Fiala with the 11th selection, as well as power forward Vladislav Kamenev and two-way defenseman Jack Dougherty in the second round. The class was rounded out with a pair of potential high-end offensive producers (Justin Kirkland and Viktor Arvidsson) and developing two-way defensemen (Joonas Lyytinen and Aaron Irving). The 2014 Draft continued the momentum developed by the Predators amateur scouting staff which started in 2013 when they were able to choose the top player on their draft list for the first time in franchise history in Seth Jones (fourth overall), while also welcoming 2012 first rounder Filip Forsberg - who the team had ranked third his draft year and was acquired from Washington - and continued throughout the 2013-14 campaign.

While homegrown selections Jones, Mattias Ekholm, Colton Sissons and Marek Mazanec performed admirably in their rookie seasons, others selected early in the Kealty era, such as 2008 second-round pick Roman Josi and 2009 fourth-round selection Craig Smith, had breakout campaigns for the Predators.

Deeper down in the organization, 2011 second rounder Miikka Salomaki led the AHL-affiliate Milwaukee Admirals in points during his first season in North America, while 2012 draftee Brendan Leipsic (WHL), Pontus Aberg (Sweden) and Jimmy Vesey (NCAA) were stars in their respective leagues. At the 2014 World Junior Championship, 2013 selection Juuse Saros was dominant in goal for Team Finland, while countryman and fellow 2013 draftee Saku Maenalainen led the tournament in goals as four Finnish Preds prospects won gold medals in Malmo, Sweden.

A former first-round pick (22nd overall) of the Quebec Nordiques in 1994, Kealty was signed by Nashville as a free agent in 1998 following a four-year college career at Boston University. The former defenseman played one pro season for the Milwaukee Admirals (International Hockey League) before his playing career was cut short due to injury. Kealty, his wife Lynn, daughter Lydia and son James (twins) reside in Norfolk, Massachusetts.



## MANAGEMENT

### **SCOTT NICHOL** DIRECTOR OF PLAYER DEVELOPMENT



Scott Nichol (Twitter: @RealScottNichol) enters his second season as the Predators Director of Player Development in 2014-15. In his role, Nichol is responsible for following and evaluating prospects drafted by Nashville, in addition to working with players on all levels throughout the United States, Canada and Europe. He assists them with their maturation process into NHL players by focusing on nutrition, off-ice workouts and conditioning, practice habits and game performance.

Nichol hung up the skates and rejoined the Predators organization in May 2013 after completing a 20-season professional career which spanned from 1994-95 to 2012-13. The Edmonton, Alberta native, who played 209 regular season games (24g-23a-47pts) for the Predators from 2005-09, posted 127 points (56g-71a) and 916 penalty minutes in 662 NHL games with Buffalo, Calgary, Chicago, Nashville, San Jose and St. Louis and 211 points (90g-121a) and 1,029 penalty minutes in 398 games at the American and International

Hockey League level with Rochester, Detroit and Milwaukee. He helped the San Jose Sharks advance to back-to-back Western Conference Finals in 2010 and 2011, and won the AHL's Calder Cup as a member of the Rochester Americans in 1996.

Perennially one of the NHL's top face-off men, Nichol, led the League in face-off efficiency in 2007-08 with Nashville and during the 2009-10 season with San Jose. He also holds a Nashville franchise record for shorthanded goals in a game/period with two in the second period of a 5-2 victory at St. Louis on Jan. 19, 2008.

Buffalo's ninth selection, 272nd overall (11th round), in the 1993 Entry Draft was coached by Predators Radio Analyst Brent Peterson with the Portland Winterhawks from 1992-94, posting 157 points (71g-86a) and 290 penalty minutes in 132 Western Hockey League games.

Nichol and his wife Christie, sons Hayden and Foster, and daughter Sophia reside in Rochester, New York.

### **SCOUTING STAFF**



**Martin Bakula**  
European Scout



**Lucas Bergman**  
European Scout



**Nick Beverley**  
Pro Scout



**Shawn Dineen**  
Pro Scout



**J-P Glaude**  
North American  
Amateur Scout



**Janne Kekalainen**  
European Scout



**Vaclav Nedomansky**  
Pro Scout



**Tom Nolan**  
North American  
Amateur Scout



**Ryan Rezmierski**  
North American  
Amateur Scout



**Glen Sanders**  
North American  
Amateur Scout



**David Westby**  
North American  
Amateur Scout

# MANAGEMENT & STAFF

## COACHING STAFF

### **PETER LAVIOLETTE** HEAD COACH



Hired as the second head coach in Nashville Predators history on May 6, 2014, Peter Laviolette brings a winning resume and an aggressive offensive philosophy to the organization for the 2014-15 season. Having known what it takes to reach every team's ultimate goal after winning the 2006 Stanley Cup with the Carolina Hurricanes, Laviolette's mission will be instilling the intensity and urgency necessary to help veteran players thrive and young players reach their potential.

In parts of 12 seasons with the New York Islanders (2001-03), Carolina Hurricanes (2003-09) and Philadelphia Flyers (2009-14), Laviolette has compiled a career coaching record of 389-282-(25)-63 (866 points), with each of the three teams improving exponentially in the first full season after he took the helm: the Islanders finished with 96 points and the eighth-best record in the League in 2001-02 after finishing 30th with 52 points the season prior; the Hurricanes went from 23rd in the NHL with 76 points to fourth with 112 points in 2005-06; and the Flyers improved from 88 points and 18th in the NHL to 106 points and fourth in 2010-11. Laviolette won 52 games in his first full season with Carolina in 2005-06 – earning him runner-up Jack Adams Award honors in the closest vote in award history – in addition to recording back-to-back 47-win seasons with Philadelphia in 2010-11 and 2011-12, and hitting the 40-win mark on three other occasions (2001-02, 2006-07 and 2007-08).

Including his Stanley Cup win in 2006 with Carolina, Laviolette has made six postseason appearances, posting a series record of 9-5. He led the Islanders to back-to-back Stanley Cup Playoff appearances in 2002 and 2003, ending a seven-year postseason absence for the franchise, and advanced beyond the opening round three times with the Flyers, including the 2009-10 campaign, when he took over midseason and proceeded to lead the team to Game Six of the Stanley Cup Final.

Laviolette's offensive-minded philosophy is evidenced by his teams finishing in the Top 10 in goals six times in eight full NHL seasons, with three of those being top-three results. When coaching a team for a full season, Laviolette's squad has never finished lower than 13th in goals for. That doesn't include his two midseason takeovers where the Hurricanes improved their goals average from 1.87 to 2.23 when he moved behind the bench in 2003-04, and when the Flyers finished eighth in offensive output in 2009-10.

Multiple young, developing players – who have gone on to become dependable NHL players and in some cases superstars – were cultivated under Laviolette's watch. Most recently in Philadelphia, Claude Giroux played his first full season under Laviolette in 2009-10, and has become one of the NHL's elite offensive producers, posting 93 points and finishing fourth in Hart Trophy voting in 2011-12; James Van Riemsdyk played his first NHL games under Laviolette in 2009-10, then hit the 21-goal mark as a 21-year-old in his sophomore season a year later; Jakub Voracek improved his point-per-game average from .58 with Columbus to .75 with Laviolette's Flyers teams after a trade in the summer of 2011; Wayne Simmonds doubled his goal total from 14 in 2010-11 with Los Angeles to 28 in his first season with Philadelphia in 2011-12; and Matt Read posted 24 goals as a rookie in the same season. Former Predator Scott Hartnell also hit career highs in goals (37) and points (67) in 2011-12, being named to his only All-Star Game.

In Carolina, Eric Staal played his first four-plus seasons under Laviolette, notching a career-high 45 goals and 100 points to finish fourth in Hart Trophy voting during the Cup-winning campaign; Justin Williams, a three-time Stanley Cup winner and the 2014 Conn Smythe Trophy recipient as playoff MVP, posted his top-two point totals and only two 30-goal seasons under Laviolette in 2005-06 and 2006-07. Current Predator Matt Cullen also posted his two best point totals of his 1,150-game NHL career under Laviolette, notching 49 points in both 2005-06 and 2007-08. Finally with the Islanders in 2001-02, a 24-year-old Mark Parrish hit the 30-goal mark for the only time in his career.

Second in wins among U.S.-born NHL coaches and one of just eight men employed as an NHL head coach at the start of the 2014-15 campaign to have won a Stanley Cup, Laviolette has served as head coach for the United States at three World Championships: in 2004 when the nation earned its first medal in eight years, a bronze, in Prague, Czech Republic; the following spring at the 2005 Championships in Innsbruck and Vienna, Austria; and most recently in 2014 in Minsk, Belarus.

He has also represented his country in four Olympic Games, first as a player in the 1988 Calgary Games and the 1994 Lillehammer Games, then as a head coach at the 2006 Torino Games, and an assistant at the 2014 Sochi Games.

A native of Franklin, Massachusetts, Laviolette began his coaching career with the ECHL's Wheeling Nailers in 1997-98, coaching them to a 37-24-9 record and a spot in the Northern Conference Final. He was hired as head coach of the American Hockey League's Providence Bruins following his rookie season in West Virginia, and proceeded to lead the Bruins to an AHL-best 56-16-4-4 record during the 1998-99 season and the 1999 Calder Cup title. Given Providence's 19-49-7-5 record and last-place finish in the AHL the season prior to Laviolette's takeover, his efforts earned him the 1999 Louis A.R. Pieri Memorial Award as AHL coach of the year. He spent one more season in Providence, with the team advancing



## COACHING STAFF

to the 2000 Eastern Conference Final, before being promoted to an assistant coach under Pat Burns and later Mike Keenan with the parent Boston Bruins, which he assumed for a single campaign (2000-01) until his hiring as 10th coach in New York Islanders history on May 23, 2001.

The former defenseman began his coaching career after 11 seasons playing professionally in the National, International and American Hockey Leagues, and internationally for the U.S. National Team, from 1986-97. He amassed 268 points (78g-190a) in 594 minor-league games in the IHL (Indianapolis, Colorado, Denver, Flint and San Diego) and AHL (Binghamton and Providence) from 1986-97, while appearing in 12 games for the New York Rangers in 1988-89. Laviolette also spent the majority

of the 1987-88 and 1993-94 seasons with Team USA preparing for the Olympics, recording a pair of assists in six games at the 1988 Games, then wearing the "C" and scoring one goal in eight games at the 1994 Games.

The Westfield State (Mass.) University graduate finished his collegiate career ranked 14th on the school's all-time points list (43g-44a-87pts) and was named its alumnus of the year in 1988 and inducted into its sports hall of fame in 2002. A three-year captain, Laviolette led the Owls in scoring and was an MASCAC all-conference defenseman his senior season.

Laviolette and his wife, Kristen, have three children - sons Peter and Jack, and daughter Elisabeth.



### LAVIOLETTE'S HEAD COACHING RECORD

| REGULAR SEASON    |                    |            |            |            |           |           |             | PLAYOFFS  |           |           |             |
|-------------------|--------------------|------------|------------|------------|-----------|-----------|-------------|-----------|-----------|-----------|-------------|
| Season            | Team               | GP         | W          | L          | T         | OTL       | %           | GP        | W         | L         | %           |
| 1997-98           | Wheeling (ECHL)    | 70         | 37         | 24         | 9         | -         | .593        | 15        | 8         | 7         | .533        |
| 1998-99           | Providence (AHL)   | 80         | 56         | 16         | 4         | 4         | .750        | 19        | 15        | 4         | .789        |
| 1999-00           | Providence (AHL)   | 80         | 33         | 38         | 6         | 3         | .469        | 14        | 10        | 4         | .714        |
| 2001-02           | NY Islanders (NHL) | 82         | 42         | 28         | 8         | 4         | .585        | 7         | 3         | 4         | .429        |
| 2002-03           | NY Islanders (NHL) | 82         | 35         | 34         | 11        | 2         | .506        | 5         | 1         | 4         | .200        |
| 2003-04           | Carolina (NHL)     | 52         | 20         | 22         | 6         | 4         | .481        | --        | --        | --        | --          |
| 2005-06*          | Carolina (NHL)     | 82         | 52         | 22         | --        | 8         | .681        | 25        | 16        | 9         | .640        |
| 2006-07           | Carolina (NHL)     | 82         | 40         | 34         | --        | 8         | .537        | --        | --        | --        | --          |
| 2007-08           | Carolina (NHL)     | 82         | 43         | 33         | --        | 6         | .561        | --        | --        | --        | --          |
| 2008-09           | Carolina (NHL)     | 25         | 12         | 11         | --        | 2         | .520        | --        | --        | --        | --          |
| 2009-10           | Philadelphia (NHL) | 57         | 28         | 24         | --        | 5         | .535        | 23        | 14        | 9         | .609        |
| 2010-11           | Philadelphia (NHL) | 82         | 47         | 23         | --        | 12        | .646        | 11        | 4         | 7         | .364        |
| 2011-12           | Philadelphia (NHL) | 82         | 47         | 26         | --        | 9         | .628        | 11        | 5         | 6         | .455        |
| 2012-13           | Philadelphia (NHL) | 48         | 23         | 22         | --        | 3         | .510        | --        | --        | --        | --          |
| 2013-14           | Philadelphia (NHL) | 3          | 0          | 3          | --        | 0         | .000        | --        | --        | --        | --          |
| <b>NHL TOTALS</b> |                    | <b>759</b> | <b>389</b> | <b>282</b> | <b>25</b> | <b>63</b> | <b>.570</b> | <b>82</b> | <b>43</b> | <b>39</b> | <b>.524</b> |

\*Stanley Cup Champions



# MANAGEMENT & STAFF

## COACHING STAFF

### **PHIL HOUSLEY** ASSISTANT COACH



Phil Housley enters his second season as an assistant coach for the Nashville Predators in 2014-15 with his primary responsibilities being to run the team's up-and-coming defensive corps and head up the power play. In his first season behind an NHL bench in 2013-14, the fourth-highest scoring blueliner in NHL history mentored the youngest group of defensemen in the League (24.02 years), helping Shea Weber and Roman Josi attain career offensive numbers while further developing rising young talent Ryan Ellis and rookies Seth Jones, Mattias Ekholm and Victor Bartley. Housley also oversaw marked improvement on the man-advantage, as the power play rose to 12th in the NHL at 19.2 percent in his first season at its helm.

Since entering the coaching ranks in 2004, Housley helped USA Hockey reach new heights, highlighted by a gold medal-winning performance at the 2013 World Junior Championship with a team that included Jones and Predators 2012 third-round pick Jimmy Vesey. He also served as an assistant at five other international competitions, helping the U.S. National Team earn bronze medals at the 2013 World Championship and both the 2007 and 2011 World Junior Championships, while also serving behind the bench at the 2014 World Championship, alongside new Predators Head Coach Peter Laviolette, and the 2011 edition of the tournament. He was also one of two head coaches for the inaugural CCM/USA Hockey All-American Prospects Game in 2012.

The highest scoring American-born defenseman amassed 1,232 points (338g-894a) in 1,495 NHL regular-season games – sixth-most games all-time among blueliners – in a career that spanned 21 seasons (1982-2003) with eight teams (Buffalo, Winnipeg, St. Louis, Calgary, New Jersey, Washington, Chicago and Toronto). Housley was also a seven-time All-Star Game selection, a 1992 Second-Team All-Star, finished among the Top Five in Norris Trophy voting four times, and was runner-up for the 1983 Calder Trophy as an 18-year-old. A first-round pick (sixth overall) by the Buffalo Sabres in the 1982 NHL Entry Draft, Housley was inducted into the U.S. Hockey Hall of Fame in 2004.

The 50-year-old native of South St. Paul, Minnesota, also played extensively for his country. A seven-time member of the U.S. National Team at the World Championship (1982, 1986, 1989, 1996, 2000, 2001, 2003), Housley helped Team USA to one of its biggest international victories ever by capturing the 1996 World Cup of Hockey title, and also earned a silver medal at the 2002 Salt Lake City Olympics. He was inducted into the IIHF Hall of Fame in 2012, received the USA Hockey Distinguished Achievement Award in 2013 for his outstanding contributions on or off the ice to the sport in America, the 2008 Lester Patrick Award for outstanding service to hockey in the United States, and USA Hockey's Bob Johnson Award in 2000 for excellence in international competition.

Housley and his wife, Minnesota State Senator Karin, have four children, Taylor, Reide, Wilson and Avery.

### **KEVIN MCCARTHY** ASSISTANT COACH



Kevin McCarthy brings more than 35 years of professional hockey playing, coaching and front-office experience to the Nashville Predators organization after being named an assistant coach on May 6, 2014. McCarthy's responsibilities in his first season with the Predators organization will include running the team's forward corps, in addition to heading up the penalty kill.

Prior to joining the Predators, McCarthy served as an assistant coach on Peter Laviolette's staff in Philadelphia for five seasons from 2009-14. The duo joined the Flyers on Dec. 4, 2009 and proceeded to lead them to Game Six of the 2010 Stanley Cup Final, then see the team make an 18-point improvement during their first full season in 2010-11. Philadelphia won 47 games and advanced past the opening round of the Stanley Cup Playoffs in both 2010-11 and 2011-12, with McCarthy helping the likes of Claude Giroux, James Van Riemsdyk, Jakub Voracek, Wayne Simmonds and former Predator Scott Hartnell blossom into NHL stars or hit career years during his time working with them.

The bulk of McCarthy's work behind the bench came with the Hartford Whalers/Carolina Hurricanes organization for 16 seasons from 1992-2009, including its Stanley Cup-winning campaign in 2005-06 and another Stanley Cup Final appearance in 2001-02.

After three seasons as an assistant for the Whalers (1992-95), he served as head coach for the franchise's AHL affiliates in Springfield (1995-97) and New Haven (1997-99), compiling a 156-123-36 record. He rejoined the parent team for the 1999-2000 season, and

spent the next nine years as a Hurricanes assistant. In addition to team success, he helped Eric Staal go from an 18-year-old rookie to a 100-point producer and veterans like 2014 Conn Smythe Trophy winner Justin Williams and current Predator Matt Cullen experience career years.

McCarthy's coaching career started as a player-assistant coach for the AHL's Hershey Bears (1987-88), before a full-time move behind the bench as an assistant in 1988-89 and head coach in 1989-90. He also has front-office experience as the Flyers Director of Player Development from 1990-92.

The former defenseman spent 10 seasons in the NHL with the Flyers, Vancouver Canucks and Pittsburgh Penguins from 1977-87, posting 258 points (67g-191a) in 527 career games. During his time with Vancouver, he served as the Canucks' team captain for three seasons (1979-82) and was named a starter in the 1981 NHL All-Star Game. A native of Winnipeg, Manitoba, McCarthy played his junior hockey for his hometown Clubs and Monarchs of the Western Canada Hockey League, and was a member of Canada's 1975 World Junior Championship entry that earned a silver medal.

The 56-year-old and his wife, Rhonda, reside in Nashville. They have three daughters: Melissa, Meaghan and Mallory.





## COACHING STAFF

### **DAVID GOOD** STRENGTH & CONDITIONING COACH



David Good enters his 11th season as the strength and conditioning coach of the Nashville Predators. He joined the Predators in July of 2004 and is responsible for preparing and supervising workout programs for all players in the Predators organization. Good, who will travel with the team full-time for the second consecutive season in 2014-15, also runs the club's prospect development program and the off-ice aspects of the Predators Hockey School.

Good was instrumental in developing a program for Steve Sullivan that allowed the Predators forward to return to the ice on January 12, 2009 after almost a two-year absence that included missing 142 straight regular-season games and 11 playoff games due to a back injury. In June of 2009, Sullivan won the NHL's Bill Masterton Memorial Trophy given "to the player that best exemplifies the qualities of perseverance, sportsmanship and dedication to hockey." During the summer of 2010, he designed and outfitted the new weight room at Bridgestone Arena with triple the amount of space to facilitate optimal in-season training.

Prior to joining the Predators, Good served as the Director of Speed-Strength and Conditioning for West Coast Sports Performance and Center for Athlete Medicine in Manhattan Beach, Calif., and also served as a consultant for the Long Beach Ice Dogs (ECHL). The Colorado native served as the Assistant Speed-Strength and Conditioning coach for the Los Angeles Kings from 1999-2003 and held the same title from 1997-99 with the Ice Dogs (IHL). He also served as Strength and Conditioning Coordinator at Loyola Marymount University in Los Angeles from 1998-99.

Before moving to California, Good served as the Student Assistant Strength and Conditioning Coach at the University of Colorado for two years. He received his bachelor's degree in kinesiology from the University of Colorado at Boulder along with certifications in strength and conditioning, sports conditioning, Olympic weightlifting and kettlebell training.

Good and his wife, Amanda, reside in Franklin, Tennessee.

### **BEN VANDERKLOK** GOALTENDING COACH



Ben Vanderklok enters his first season as the Nashville Predators Goaltending Coach in 2014-15 after serving as the organization's assistant goaltending coach for five seasons from 2009-14. Named to the position on June 12, 2014, Vanderklok will work with all netminders in the Nashville system, including those playing in Milwaukee (AHL), Cincinnati (ECHL), amateur leagues and Europe.

Since joining the Predators prior to the 2009-10 season, Vanderklok has worked with nearly all the goalies within the organization, from Pekka Rinne, Carter Hutton, Anders Lindback, Chris Mason and Dan Ellis at the NHL level to Jeremy Smith, Magnus Hellberg, Marek Mazanec, Mark Dekanich and Scott Darling with Milwaukee and Cincinnati.

His work was integral in Mazanec's transition to North America in 2013-14, which saw him play 25 games with the Predators, becoming the youngest in club history to record a shutout on Nov. 19, 2013 at Detroit and being named the NHL's Rookie of the Month for November 2013. Also last season, Darling came to the organization with one AHL game to his credit, and ended 2013-14 ranked among the league leaders in save percentage (.933), goals-against average (2.00) and shutouts (6) for the Admirals.

The Welland, Ontario native has also worked as goalie coach of the Ontario Hockey League's Niagara IceDogs since 2008, helping them reach the playoffs for six consecutive seasons and reach the OHL Final in 2011-12. During his first four seasons with the IceDogs,

Vanderklok helped Hamilton, Ontario native Mark Visentin become a first-round pick of the Phoenix Coyotes (27th overall), earn silver (2011) and bronze (2012) medals with Team Canada at the World Junior Championship, become 2011 OHL Goaltender of the Year, and earn the 2012 Dave Pinkney Trophy as the goalie with the lowest goals-against average. Visentin also broke a 62-season OHL record for most shutouts in a season in 2011-12 (10). In 2012-13 and 2013-14, he also coached Brent Moran, who was the third-ranked North American skater in Central Scouting's 2014 rankings, and was selected 115th overall (fourth round) in the 2014 Entry Draft by Dallas.

Vanderklok started his coaching career with the Port Colborne Pirates of the Golden Horseshoe Junior Hockey League (Junior B) from 2003-06 before instructing and training Brock University's (Ontario) goalies from 2007-09. Since 2003, he has run Ben Vanderklok Goaltending, which conducts camps and clinics in the St. Catharines, Ontario region.

A dual Canadian-Dutch citizen, Vanderklok retired from play following four seasons (2000-04) and two league titles in 2002 and 2003 with the Amsterdam Tigers of the Netherlands Elite League. He played a pair of seasons with the OHL's Barrie Colts from 1998-2000.

The 32-year-old Vanderklok, his wife, Marlene, and daughter, Ava, reside in Brentwood.

# MANAGEMENT & STAFF

## COACHING STAFF

### **LAWRENCE FELONEY** VIDEO COACH



Lawrence Feloney enters his fifth season in the Nashville Predators organization and second with the title of video coach after serving as video coordinator from 2010-13. He is responsible for video analysis of all pre-scout and Predators game film, manages the organization's video systems, and the production of instructional videos

for players and prospects throughout the organization. He also provides video support for Nashville's development camp, the NHL trade deadline and NHL Entry Draft.

For the first time in 2014, Feloney received the opportunity to represent his country, serving as video coach for the U.S. Men's National Team at the IIHF World Championship in Minsk, Belarus. He

handled all aspects of the team's video preparation, scouting and review for the tournament, working alongside Team USA and Predators Head Coach Peter Laviolette, and Team USA and Predators Assistant Coach Phil Housley.

Prior to joining the Predators, Feloney spent four seasons as the video coordinator for the New Jersey Devils top developmental affiliate, the American Hockey League's Lowell Devils from 2006-10.

The Natick, Massachusetts, native started his work in video while serving as team manager and video coordinator for the University of Massachusetts-Amherst men's hockey from 2003-05. Feloney graduated from UMass-Amherst with a bachelor's degree in Sports Management in 2005.



## TRAINING STAFF

### **ANDY HOSLER** HEAD ATHLETIC TRAINER



Andy Hosler enters his second season as the Predators Head Athletic Trainer and eighth in the organization in 2014-15. Hosler has been a certified athletic trainer for the last 11 years, nine of which have been spent in professional hockey.

In his role as Head Athletic Trainer, Hosler manages the health and rehab of players throughout the Nashville organization. He served as Nashville's assistant athletic trainer for six seasons from 2007-13 before assuming the head role for the 2013-14 campaign.

Prior to joining the Predators, the Monroe, Michigan, native spent two seasons as the Head Athletic Trainer for the Utah Grizzlies

of the ECHL. Hosler earned a master's degree in kinesiology at Michigan State University while serving as a graduate assistant, working with the Spartan wrestling and football teams during the 2003-04 and 2004-05 seasons. Hosler earned his bachelor's degree from Western Michigan University, working across the athletic department spectrum from gymnastics to football.

Hosler is a certified member of the National Athletic Trainers Association and licensed Athletic Trainer through the state of Tennessee. He also holds a membership through the Professional Hockey Athletic Trainer's Society.

Hosler resides in Brentwood, Tennessee, with his wife, Elizabeth and son, Henry.

### **PETE ROGERS** HEAD EQUIPMENT MANAGER



Pete Rogers enters his 17th season as Head Equipment Manager of the Nashville Predators in 2014-15. He is responsible for the everyday equipment needs of all the players as well as coordinating transfer of equipment to and from road games. Rogers works with the NHL to ensure compliance with programs concerning equipment

tracking, jersey authentication and on-ice exposure.

Rogers served as the Equipment Manager for the U.S. Men's National Team in his second Olympic Games at the 2014 Winter Olympics in Sochi after having first done so in Torino in 2006. He has also represented his country in seven IIHF World Championships (1998-2002, 2005, 2013), most recently in Stockholm, Sweden and Helsinki, Finland in 2013 where Team USA earned a bronze medal. He's also served as the United States' equipment manager at the 2004 World Cup of Hockey and the 2004 Deutschland Cup in Germany. Elected President of the Society of Professional Hockey Equipment

Managers (SPHEM) in June 2012 after previously serving as its Western Conference Representative, Rogers was the Head Equipment Manager for the Eastern Conference All-Stars at the 2007 NHL All-Star Game in Dallas. The veteran of more than 1,900 professional games worked his 1,500th game as an equipment manager in professional hockey on January 10, 2009 and his 1,000th game with the Predators on November 12, 2011.

Prior to joining the Nashville organization in July 1998, the SUNY Brockport graduate spent seven seasons as the Equipment Manager and Director of Team Travel for the Rochester Americans of the American Hockey League. Rogers spent nine seasons as an assistant equipment manager in Rochester before a one-year stint as head trainer with the Hampton Roads Admirals of the ECHL in 1989-90.

Pete, his wife, Judy, and daughter, Alexandra, reside in Brentwood, Tennessee.

## EQUIPMENT/TRAINING STAFF



**DJ Amadio**  
Assistant Athletic  
Trainer/Massage Therapist



**Jeff Biddle**  
Assistant Athletic  
Trainer



**Jeff Camello**  
Assistant Equipment  
Manager



**Craig "Partner" Baugh**  
Locker Room Assistant



**Brad Peterson**  
Equipment Assistant

# MANAGEMENT & STAFF

## PREDATORS/POWERS MANAGEMENT STAFF



**Melissa Amadio**  
Office Manager,  
Ford Ice Center



**John Arnold**  
Security Officer



**Jane Avinger**  
Controller,  
Finance



**Brett Bennick**  
Fan Development  
Representative



**Andee Boiman**  
Director, Amateur &  
Youth Hockey



**Ben Bosse**  
Director,  
Event Staff



**Wesley Brackeen**  
Security Officer



**Brooks Bratten**  
Interactive Media  
Coordinator



**J.P. Buckley**  
Video Assistant



**Jack Burk**  
Director of Corporate  
Development



**Danny Butler**  
General Manager,  
Ford Ice Center



**Brian Campbell**  
Director,  
Event Presentation



**Susan Charnley**  
Director,  
Payroll



**Vickie Chien**  
Feature Producer



**Paige Ciuffo**  
Account Service  
Manager



**Kyle Clayton**  
Assistant Director,  
Finance



**Michael Connolly**  
Manager,  
Business Strategy



**Paul Cook**  
Executive Assistant,  
Hockey Operations



**Kylie Cooper**  
Event Coordinator



**Lindsey Crenshaw**  
Fan Relations  
Coordinator



**Tom Cummings**  
Security Officer



**Beth Degrandis**  
Executive Assistant



**Jana DeLuna**  
Fan Relations  
Coordinator



**Randall Dunagan**  
A/V Coordinator



**Brad Eldridge-Smith**  
Business Operations  
Specialist



**Jeremy Emig**  
Dir., Facility Operations  
Ford Ice Center



**Bill Fauver**  
Skating Director,  
Ford Ice Center



**Kristen Finch**  
Community Relations  
Manager



**Jackie Fisher**  
Graphic Designer



**Bob Flynn**  
Senior Director,  
Corporate Partnerships



# MANAGEMENT & STAFF



## PREDATORS/POWERS MANAGEMENT STAFF



**Douglass Foote**  
Associate Account  
Executive



**Hannah Foster**  
Marketing  
Manager



**Jamie France**  
Operations  
Assistant



**Steven Fruik**  
Ice Technician



**Tony Gann**  
Security Officer



**Alex Garmezy**  
Associate Account  
Executive



**Brad Gillispie**  
Director,  
Ticket Sales



**Matthew Gordon**  
Senior Electrician



**Christopher Gray**  
Associate Account  
Executive



**Billy Gross**  
Director,  
Security



**Paul Hall Jr.**  
A/V Coordinator



**Justin Halvorson**  
Account Executive  
Ticket Sales



**Matt Hamann**  
Hockey Operations  
Assistant



**Katie Hamilton**  
Marketing  
Associate



**Bobby Hammock**  
Levy Executive Chef



**Austin Harlow**  
Ticket  
Representative



**James Head Jr.**  
Fan Development  
Representative



**Mickey Hock**  
Manager, Ticket  
Sales



**Kathy HOLETON**  
Box Office  
Coordinator



**Mackenzie Hood**  
Fan Development  
Representative



**Meghan Hunter**  
Fan Relations  
Coordinator



**Lindsey Inman**  
Event Coordinator



**Laura Jabour**  
Ticket Operations  
Coordinator



**Zachary Jackson**  
Hockey Coordinator,  
Ford Ice Center



**Joseph Jenkins**  
Mechanic/  
Maintenance



**Chris Jones**  
Director,  
Operations



**Mitch Jordan**  
Manager,  
Video Production



**Anna King**  
Box Office  
Specialist



**Rebecca King**  
Senior Director,  
Community Relations



**Bob Kohl**  
Senior Director,  
Broadcasting



# MANAGEMENT & STAFF

## PREDATORS/POWERS MANAGEMENT STAFF



**Robin Lee**  
Account Manager  
Corporate Development



**Chris LeMay**  
Associate Acct. Exec.  
Ticket Sales



**Alaina Leonard**  
Ticket Operations  
Assistant



**Craig MacDonald**  
Hockey Director,  
Ford Ice Center



**Jennifer Maxwell**  
Senior Account Manager,  
Corporate Partnerships



**Sean Marshall**  
Associate General  
Counsel



**Jeremy Meriwether**  
Front of House  
Associate




**Casey Millar**  
Director,  
Information Technology



**Brook Mischler**  
Premium Seats  
Coordinator



**Megan Mischler**  
Fan Relations  
Coordinator



**William Moore**  
Fan Development  
Representative



**Courtni Mosley**  
Director, Human  
Resources



**Marty Mulford**  
Senior Director,  
Ticket Sales



**Tommy Nelson**  
Help Desk  
Support Tech



**Brett Newkirk**  
Associate Producer



**Sean O'Keefe**  
Office Manager,  
Ford Ice Center



**Crystal Parfitt**  
Levy Director  
of Operations



**Zach Preston**  
Fan Relations  
Coordinator



**Steven Reedy**  
Fan Development  
Representative



**Courtney Reilly**  
Club Services  
Manager



**AJ Rockwell**  
Group Sales  
Executive



**Snow Rose**  
Community Relations  
Coordinator




**John Russell**  
Team Photographer



**Lindsay Rutledge**  
Business Analytics  
Manager



**Dan Schaefer**  
Group Sales  
Manager



**Andrew Schaffer**  
Sr. Account Executive  
Ticket Sales



**Brennan Scott**  
Graphic Designer



**Charlie Severn**  
Director, Corporate  
Partnerships



**Josh Smiley**  
Fan Development  
Representative



**Delmar Smith**  
Senior Director,  
Corp. Partnerships

# MANAGEMENT & STAFF



## PREDATORS/POWERS MANAGEMENT STAFF



**Ashley Spencer**  
Ticket Operations  
Assistant



**Chuck Stephens**  
Manager, Creative  
Services



**De'Onne Stewart**  
Box Office  
Coordinator



**Robert Stewart**  
Mechanic/  
Maintenance



**Megan Stock**  
Marketing Activations  
Coordinator



**Ashlee Stokely**  
Event Manager



**Rebecca Swan**  
Premium Seats  
Coordinator



**Brandy Tatum**  
Accounting  
Coordinator



**Shelby Terry**  
Ticket  
Representative



**Varney Vale**  
Fan Relations  
Coordinator



**Pier Vaughn**  
Administrative  
Assistant



**Alyssa Visbeen**  
Receptionist



**Liz Wardlow**  
Amateur & Youth  
Hockey Coordinator



**Sandy Weaver**  
Marketing  
Manager



**Justin Webster**  
Electrician



**David White**  
Producer



**Lonnie Wilkerson**  
Assistant Director,  
Ticketing



**Thomas Willis**  
Interactive Media  
Manager



**Kevin Wilson**  
Manager,  
Communications



**Tim Wilson**  
Sr. Manager,  
Premium Seats Sales



**Kelly Wise**  
Levy Director of  
Sales



**Alexis Witman**  
Corporate Comm.  
Coordinator



**Josh Wolf**  
Associate Account  
Executive

# MANAGEMENT & STAFF

## BROADCASTERS

### **PETE WEBER** PLAY-BY-PLAY ANNOUNCER



The "Voice of the Predators" Pete Weber (twitter: @petewebersports) begins his 17th season in 2014-15 as the team's primary play-by-play announcer. He has missed calling just two games during his lengthy Predators' broadcast assignment, having called 1,196 regular-season games, along with each of the team's 56 playoff contests.

His insights are called upon by local sportstalk radio and television, and his writing is regularly featured on the team's website. In January 2013, Weber won his second Tennessee Sportscaster of the Year award, as voted by the National Association of Sportscasters and Sportswriters.

Pete has served the last seven seasons as an "insider" on Sirius/XM's NHL Network Radio, and has served as co-host of Slapshot Radio since the fall of 2009.

In addition to his roles with the team, Weber has served as co-host of SportsNight from 2003 through 2005, filled in as host on ESPN Radio, called two Music City Bowl games and helps out on Nashville Sounds baseball broadcasts. He has also produced and hosted two podcasts: "This Week in the Minor (baseball) Leagues" and the syndicated "Southern Pro Football."

Weber's hockey experience includes three seasons (1978-81) as analyst on the Los Angeles Kings radio and telecasts, two seasons (1995-97) of radio play-by-play for the Buffalo Sabres and coverage of the U.S. hockey team at the 1984 Winter Olympics in Sarajevo, Yugoslavia, along with duties as host for Buffalo's cable and radio coverage. At the college level, he called games for his alma mater (University of Notre Dame) from 1974 to 1976, and the University at Buffalo from 1976 through 1978.

Outside of hockey, Weber spent 15 seasons in Triple-A baseball with Albuquerque, Rochester and Buffalo, where he was inducted into the Buffalo Baseball Hall of Fame in 1999. He served one season as TV play-by-play for the NBA's Seattle SuperSonics and was part of the broadcast team for each of the Buffalo Bills' four Super Bowl appearances.

A regional Emmy award winner (2003, 2008, and 2010), Pete is on the Board of Governors for the Mid-South's chapter for the National Academy of TV Arts and Sciences. In addition, he is on the advisory board for the Tennessee Radio Hall of Fame.

A native of Galesburg, Illinois, Pete holds two degrees from the University of Notre Dame. He and his wife Claudia, reside in Nashville.

### **STU GRIMSON** TV COLOR ANALYST



Stu Grimson (Twitter: @asgrimson) enters his first season as color analyst for the Preds television broadcasts on FOX Sports in 2014-15 after working the past six seasons as a color analyst on the Predators Radio Network. Grimson currently serves as the President of the Nashville Predators Alumni Association and as President of the

Nashville Jr. Predators.

Grimson, who played in 30 games with the Predators during the 2001-02 season, posted 17 goals, 22 assists and 2,113 penalty minutes in 729 career games with Calgary, Chicago, Anaheim, Detroit, Hartford, Carolina, Los Angeles and Nashville from 1987-2003.

After retiring from the NHL following the 2002-03 season, Grimson returned to school, finished his undergraduate degree and earned a law degree from the University of Memphis in December of 2005. The Kamloops, British Columbia native then went to work as a labor lawyer for the NHLPA for two years before returning to Nashville to work as a defense attorney with Kay, Griffin, Enkema & Colbert, PLLC.

Grimson resides in Brentwood with his wife, Pam, their three daughters, Erin, Hannah and Jayne and son, Kristjan.



### **BRENT PETERSON** RADIO COLOR ANALYST



A Nashville Predator since Day One, Brent Peterson (Twitter: @BrentPeterson12) enters his first season as color analyst on the Predators' radio broadcasts. After spending his first 13 seasons with the franchise as a member of the team's coaching staff, Peterson has spent the last three seasons working as Hockey Operations Advisor, working closely with General Manager David

Poile and the coaching staff in all matters involving the team, in addition to being active in the community and in sponsorship and business operations.

A tireless worker in the community, Peterson established Peterson Foundation for Parkinson's (PFP) in 2007 to raise awareness of the devastating effects of Parkinson's Disease. Since 2011, PFP has joined forces with the Nashville Predators to hold Petey's Preds Party - a fun night of live entertainment, dinner and an extensive silent auction - and the Nashville Predators/Brent Peterson Celebrity Golf Classic at Vanderbilt Legends Club. In its first three years of existence, the combination Party and Golf Classic have raised more than \$200,000 which was split between Parkinson's research and the Predators Foundation. Donations to PFP fund critical research to aid in the fight against the disease as well as educational and support groups.

During the 2011-12 season, Peterson brought his battle with Parkinson's into the public eye - including in-depth coverage of his Deep Brain Stimulation Surgery (DBS) - in an effort to create awareness and cultivate donations to Peterson Foundation for Parkinson's. Since the DBS, Peterson is happy, healthy and has seen a dramatic reduction of his Parkinson's symptoms.

In his time behind the Predators bench as both associate coach (2003-11) and assistant coach (1998-2003), Peterson worked closely with the penalty killing unit that finished among the top 12 in the NHL in 10-of-12 seasons, and a defensive corps that gave up the second fewest goals in his final season behind the bench (2010-11). He helped the club to Stanley Cup Playoff berths in six of his final seven seasons behind the bench.

Peterson joined the Predators after serving as head coach of the Portland Winter Hawks (WHL) for seven seasons, posting a 201-138-20 mark. During the 1997-98 season, the Winter Hawks were a league-best 53-14-5 and captured the WHL Championship and the Memorial Cup. He recorded 40-or-more victories on four occasions and helped develop NHL first-round picks Adam Deadmarsh (1993), Jason Wiemer (1994), Brenden Morrow (1997) and Marian Hossa (1997).

Prior to joining Portland, the Calgary, Alberta, native spent two seasons (1989-91) as an assistant coach with the Hartford Whalers (NHL) following his retirement as a player. The former first-round pick of Detroit (1978) played 11 NHL seasons from 1978-89 with Detroit, Buffalo, Vancouver and Hartford. He appeared in 620 NHL games, collecting 213 points (72g-141a) and 484 penalty minutes. Peterson was known as one of the NHL's top defensive forwards and penalty killers.

Brent and his wife, Tami, reside in Franklin, Tennessee. They have three children: Ryan, Brad and Kristin, and four grandchildren.

### **WILLY DAUNIC** RADIO PLAY-BY-PLAY ANNOUNCER



Willy Daunic (Twitter: WillyD1025) begins his first full season as the Predators radio play-by-play announcer on game broadcasts on 102.5 The Game, after taking over play-by-play duties in the fall of 2013. Prior to joining the game broadcasts, Daunic, who has worked on the Predators radio since the team's inception in 1998, has hosted the pregame, intermission and postgame radio shows.

In addition to his work with the Predators, Daunic has been hosting an afternoon sports talk show in Nashville since 1993 and joined the Predators' flagship station, 102.5 The Game when it became an all sports station in 2011. He has co-hosted Fox-17's "The Game," a 30-minute sports magazine show on Sunday nights, since 2007.

Daunic has performed a wide variety of play-by-play and color duties on both radio and television in Nashville, including Vanderbilt University (football, baseball and basketball), Belmont University basketball, Nashville Sounds, TSSAA (Tennessee) State Championship games (football, baseball and basketball) and more.

A 1993 graduate of Vanderbilt University with a Bachelor's Degree in history, Daunic attended Vanderbilt on a basketball scholarship and lettered in both basketball and baseball. He was drafted by the Toronto Blue Jays in the 25th round of the 1993 MLB Amateur Draft, and played a pair of seasons in their system before turning his focus to a career in broadcasting.

Daunic lives in Nashville with his wife Erin, his daughter Evans (12) and son Mahoney (9).



# MANAGEMENT & STAFF

## BROADCASTERS

### MARK HOWARD STUDIO HOST



Mark Howard (Twitter: @MHOWARDZONE) enters his sixth season as a studio analyst for all Predators' home games on FOX Sports Tennessee in 2014-15. Howard works alongside Pete Weber, Stu Grimson and Terry Crisp in providing information to Preds fans during games, assisting with player and coach interviews during pre- and postgame coverage as well as intermissions.

Howard hosts the award-winning *Wakeup Zone* on WGFX, 104.5 The Zone which airs weekdays from 6-10 a.m. He also does a radio pre- and postgame show for Titans Radio and has worked as a television host of TSSAA for the State High School football and basketball championships since 2004.

Prior to hosting *The Wakeup Zone*, Howard was a sports anchor at WTVF-TV (CBS) in Nashville and worked for 103.3 WKDF doing morning sports from 1997-2002. The West Hartford, Connecticut, native who also worked in television in Evansville, Indiana, from 1983-86, has called action for Triple-A baseball in Wichita and Evansville, and college hockey at Cornell. He graduated from Ithaca College in upstate New York in 1980 with a degree in history and political science.

Mark is single and has a 11-year-old son Jack.

### TERRY CRISP STUDIO ANALYST



Entering his 17th year with the Predators, Terry Crisp (Twitter: @ZenoTerryCrisp) provides analysis on the Predators during the club's television and pre-/postgame shows and during intermissions of broadcasts. He regularly contributes insight to the Predators' website and has worked as a studio analyst for Canada's TSN during the

2000, 2002 and 2003 IIHF World Championships. Crisp also hosts his own radio show, *Extra Crispy*, on the Predators flagship radio station, 102.5 The Game.

For the past 16 seasons, Crisp worked alongside Pete Weber, forming one of the most well-known broadcast duos in the League. A part of the Predators' Emmy-winning broadcasts in 2003, 2008 and 2010, Crisp served as a color analyst for FOX Sports during the 1998-99 season and during the 1998 and 1999 Stanley Cup Finals, and has served in a similar capacity for TSN in past years.

Crisp posted 201 points (67g-134a) in 536 games during his 11 seasons in the NHL as a player for the Boston Bruins, St. Louis Blues,

New York Islanders and Philadelphia Flyers. He won three Stanley Cup Championships, two as a player with the Flyers (1974 and 1975) and one as a coach with Calgary (1989), and he is one of only 14 people to have won the Cup as both player and head coach. The Parry Sound, Ontario, native has a unique perspective on expansion teams: he was a player with the inaugural editions of the St. Louis Blues in 1967 and the New York Islanders in 1972.

Crisp was the head coach of the Tampa Bay Lightning from the franchise's inception in 1992 through October 1997, coaching 391 games. He held the record for most games coached by an expansion franchise's first coach until Barry Trotz, then with the Nashville Predators, broke the mark in 2003. In the 2004 NHL Stanley Cup Final, the Lightning defeated the Flames - the team he coached to the Cup in 1989. Crisp also served as the assistant coach of the silver medal-winning Canadian team at the 1992 Winter Olympic Games in Albertville, France.

Terry and his wife, Sheila, reside in Nashville. The Crisp's have three children - sons Tony and Jeff, and daughter Caley.

### LYNDSAY ROWLEY RINKSIDE REPORTER



Lynsday Rowley (Twitter: @LynsdayRowley) enters her first season as the Rinkside Reporter for all Predators' home games on FOX Sports Tennessee. Rowley works with the rest of the Predators broadcast crew to bring fans closer to the action through interviews, special features and more.

Prior to joining the Predators broadcast team, Rowley has spent time on the sidelines of many athletic events, ranging from professional baseball, to college football, to the NBA. Most recently, Rowley spent time with the Rockland Boulders, an independent professional baseball team in Pomona, New York, working as a field correspondent for all live television broadcasts. For the past two years, Rowley worked as the in-house television host for all Charlotte Bobcats (now Hornets) home games.

In 2012, Rowley covered the Columbus Blue Jackets for Columbus' NBC affiliate while also covering Ohio State football, basketball and baseball games and the USA Swimming 2012 Grand Prix.

A native of New Albany, Ohio, Rowley received her Bachelor's degree in communications at High Point University in High Point, North Carolina, where she was a four-year member of the Division I varsity volleyball team. Rowley earned her MBA from Ohio Dominican University in Columbus, Ohio.

New to Nashville, Rowley enjoys sports, writing and traveling in her spare time.



## TV & RADIO



### FOX SPORTS TENNESSEE

The Nashville Predators and FOX Sports Tennessee enter their 17th season as partners in 2014-15, seeing FOX Sports Tennessee and sister station SportsSouth broadcast to more than four million cable and satellite households across Tennessee, Kentucky, eastern Arkansas and northern portions of Mississippi and Alabama.

Play-by-play announcer Pete Weber, who is entering his 17th season calling Predators action, is joined this year by Preds alumni Stu Grimson, who moves from rink-side reporter to a new role as color commentator on the Preds TV broadcasts. Terry Crisp, a staple on Predators broadcasts for the last 16 years will join Mark Howard, who is entering his seventh season, as on-air hosts for all Predators home games on FOX Sports Tennessee. New to the team for the 2014-15 season is Lyndsay Rowley, the new rink-side reporter, bringing fans closer to the action through special interviews and features.

Predators LIVE returns following each game telecast on FOX Sports Tennessee, and features highlights, analysis and interviews and new this year, Predators LIVE pregame show will appear before select broadcasts. Predators players and personnel will also be featured in FOX Sports Tennessee original programs such as Predators Snapshot.

The regional sports networks serving the Southeast - FOX Sports South, FOX Sports Carolinas and FOX Sports Tennessee - collectively reach more than 12.9 million cable and satellite television households in seven states across the Southeast and are the television home of the Atlanta Braves, Carolina Hurricanes, Charlotte Bobcats, Memphis Grizzlies and the Nashville Predators, as well as the Atlantic Coast Conference and the Southeastern Conference. SportSouth reaches more than 10 million homes in six Southeastern states and is the television home of the Atlanta Braves and Southern Conference. SportSouth also offers expanded coverage of the University of Georgia, University of South Carolina and University of Tennessee. Combined, the four networks produce more than 800 live local events each year.

To learn more, visit [FOXSportsSouth.com](http://FOXSportsSouth.com), [FOXSportsCarolinas.com](http://FOXSportsCarolinas.com) and [FOXSportsTennessee.com](http://FOXSportsTennessee.com).

## 102.5 THE GAME NASHVILLE

### PREDATORS RADIO NETWORK

This season, the Predators and their ancillary programming continue to serve as the centerpiece of 102.5 The Game's all-sports format. Radio Play-by-Play announcer Willy Daunic returns for his first full season behind the microphone and will call the action with former Preds Hockey Operations advisor Brent Peterson joining as Color Analyst.

Owned by the Nashville-based Cromwell Group - which also owns 102.9 WBUZ The Buzz and WQZO 94.9/830 AM The Light - The Game will carry select preseason, all regular-season and all post-season Predators games. This marks the fifth consecutive season that all Predators regular season and playoff contests will be aired on the same station. These games will include a 30 minute pregame show as well as an hour long post-game show.

The Cromwell Group, Inc. is a privately held company with its corporate office in Nashville, Tennessee. The company manages 22 radio stations (6 AM and 20 FM) in five markets (Decatur (4), Effingham (3), Mattoon (3), Vandalia (2), Owensboro/Tell City (7), Nashville (3), and in four states (Illinois, Indiana, Kentucky, Tennessee. WBUZ has been in operation since 1999 as Nashville's premiere rock station, 102.9 The Buzz.

Several regional affiliates complete the broadcast radio network of the Nashville Predators during the hockey season, as games are broadcast throughout the state of Tennessee, as well as parts of Kentucky and Alabama. In all, the Predators radio network covers more than 50,000 sq. miles. These affiliates are as follows:

|      |                   |               |
|------|-------------------|---------------|
| WPTN | Cookeville, TN    | 106.1FM       |
| WMSR | Manchester, TN    | 1320AM        |
| WHOP | Hopkinsville, KY  | 1230AM/95.3FM |
| WCDS | Glasgow, KY       | 1230AM        |
| WAKI | McMinnville, TN   | 1230AM        |
| WBGN | Bowling Green, KY | 1340AM        |
| WMLR | Hohenwald, TN     | 1230AM        |
| WCSV | Crossville, TN    | 1490AM        |
| WKRO | Paducah, KY       | 1490AM        |
| WNTC | Drakesboro, KY    | 103.9FM       |
| WALV | Chatanooga, TN    | 105.1FM       |
| WWIC | Scottsboro, AL    | 1050AM        |

# MANAGEMENT & STAFF

## ARENA INFORMATION & POWERS MANAGEMENT

### **BRIDGESTONE ARENA**

Serving as the home for numerous national and international events, Bridgestone Arena has the distinction of being one of the busiest venues in the United States since the doors first opened in 1996, hosting more than 13 million guests during that time. The National Hockey League's Nashville Predators have been the primary tenants of Bridgestone Arena since 1998 and boasts one of the most unique game atmospheres in the NHL. Seating capacity is approximately 20,000 for concerts, 19,395 for basketball and 17,113 for Nashville Predators games.

Formerly known as the Nashville Arena, the Gaylord Entertainment Center and the Sommet Center, the building became Bridgestone Arena in 2010 after Bridgestone Americas Inc., which is headquartered in Nashville, entered into multi-year naming-rights and marketing partnership with the Predators and Powers Management.

Initiated by former Nashville Mayor Phil Bredesen and approved by the Metro/Davidson County Council in 1993, Bridgestone Arena uniquely embraces Nashville's heritage as "Music City, U.S.A." Bridgestone Arena was designed as a tribute to Nashville's music roots, with the entrance positioned on the corner of Fifth Avenue and historic Broadway, facing the Ryman Auditorium - the original home of the Grand Ole Opry.

The one million-square-foot facility has also spurred downtown growth in the last eight years, inspiring further development that includes the Country Music Hall of Fame, the Frist Museum of the Visual Arts, the Schermerhorn Symphony Center, multiple hotels (Hilton, Omni, Hyatt), Encore Condominiums, Pinnacle at Symphony Place office building and the Downtown Public Library. In May 2013, the adjacent Music City Center, Nashville's newest convention facility, opened. Many new restaurants, stores and residential buildings have sprung up during the arena's tenure as well; as of May 2014, the Nashville Downtown Partnership listed 200 restaurants, 127 retail locations and 87 bars/small music venues in the downtown area, with more on the way.

A report issued in 2012 estimated that Bridgestone Arena and the Nashville Predators generate an annual economic impact of approximately \$410 million. More than 2,350 jobs are supported annually by the Nashville Predators and Bridgestone Arena. Nearly two-thirds of attendees at all Bridgestone Arena events come from outside of Davidson County, creating a pure economic impact to Davidson County in dollars spent by out-of-county visitors.

Bridgestone Arena also hosts a variety of non-traditional functions for Davidson County, the city of Nashville and local residents. Bridgestone Arena tower is home to the Tennessee Sports Hall of Fame, an XM Radio studio and the Nashville Convention and Visitors Bureau, which hosts more than 500,000 tourists annually. Bridgestone Arena features The Patrón Platinum Club, a 260-seat fine-dining experience located on the building's suite level, which is open before and after games and concerts, and hosts a number of banquets and receptions. The Lexus Lounge, an exclusive club offering unprecedented access to players and other VIPs in an all-inclusive luxury environment, opened at the start of the 2014-15 season.

Continuously upgrading to improve experiences for fans, guests, performers and athletes, Bridgestone Arena has recently undergone renovations that include a new HVAC system, new carpet

### **Powers Management**

Bridgestone Arena • 501 Broadway  
(615) 770-2000 • Fax (615) 770-2010

in several levels and exterior LED boards. In January 2014, the Nissan SoBro Entrance was opened at the corner of Fifth Avenue and Demonbreun, uniting the arena with the Music City Center and the new businesses south of Broadway. Tavern '96 opened outside of the SoBro Entrance, giving fans an additional dining opportunity seven days a week.

The arena also houses more than 6,000 square feet of meeting room space and a 13,500-square-foot rehearsal hall that is available for rent and used more than 200 days a year by national touring acts. Metro's Registry of Deeds is also located inside the Bridgestone Arena.

The list of acts that have called Bridgestone Arena home is lengthy and includes the Country Music Association Awards; the Country Music Television Awards; Keith Urban's "We're All For the Hall" benefit concerts; NCAA, SEC and OVC Men's and Women's Basketball Tournaments, the 2014 NCAA Women's Final Four; and entertainers such as Garth Brooks, Paul McCartney, Elton John, Billy Joel, the Rolling Stones, KISS, Metallica, Taylor Swift, Justin Timberlake and Katy Perry. Bridgestone Arena is set to host 12 consecutive SEC Basketball Championships (SEC Men's tournament: 2015-17, 2019-21, 2023-25, SEC Women's tournament: 2018, 2022, 2026).

### **AWARDS AND NOMINATIONS:**

Pollstar Arena of the Year Nominations: 1997, 1998, 2000, 2007, 2008, 2009, 2010, 2011, 2012, 2013  
International Entertainment Buyers Association's Venue of the Year: 2008 and 2010  
Academy Of Country Music Venue of the Year: 2009, 2011, 2013  
Facilities Magazine Prime Site: 2008, 2009, 2010, 2011

### **PARKING FOR BRIDGESTONE ARENA EVENTS:**

- **Music City Center Sixth Ave Garage:** An attached parking garage at the Music City Center includes 1800 parking spaces. Open for all Arena events.
- **Grand Avenue Garage (Sixth Ave and Demonbreun Street):** An attached parking garage at includes 250 parking spaces for suite holders, handicapped patrons and regular patron parking. Open for all Arena events.
- **First Baptist Lot (Sixth Ave and Demonbreun Street):** Surface parking lot open for all Arena events.
- **Pinnacle at Symphony Place Garage:** Located at Third Ave and Demonbreun, just two blocks from Bridgestone Arena, the Pinnacle at Symphony Place garage is open for all Bridgestone Arena events. Pinnacle Parking passes can be purchased on-line through Ticketmaster.
- **Lot R Parking:** For all Predators games at Bridgestone Arena, Lot R at LP Field will be open for free parking with optional round trip shuttle service for only \$3 per person (pending conflicts with LP Field events). Lot R is easily accessible from I-65/I-24 via Exit 84 (Shelby Avenue).
- **Visit [nashvillepredators.com/parking](http://nashvillepredators.com/parking) or [parkitdowntown.com](http://parkitdowntown.com)** for more information and parking options. To inquire about purchasing parking please call (615) 770-7800.



## ARENA INFORMATION & POWERS MANAGEMENT

### BRIDGESTONE ARENA QUICK FACTS

- In addition to serving as the home of the Nashville Predators, Bridgestone Arena has hosted a wide variety of sporting events including the U.S. National Figure Skating Championship (1997), the NCAA Men's Basketball Tournament (2000, 2003, 2005, 2012), the SEC Men's Basketball Tournament (2001, 2006, 2010, 2013), the SEC Women's Basketball Tournament (2002, 2004, 2008, 2011, 2012), the 2014 NCAA Women's Final Four and the 2003 NHL Entry Draft.
- The Nashville Convention and Visitors Bureau (CVB) operates a state-of-the-art Visitor Information Center in the glass tower of Bridgestone Arena. The staffed center, which welcomes more than half a million visitors a year, is open seven days a week, with extended hours in the summer and during Bridgestone Arena events. In addition to literature, maps, discount coupons and general information, the center features exhibits, children's programming ideas, an on-line information station and a great selection of Nashville merchandise. For more information, visit [nashvillecvb.com](http://nashvillecvb.com).
- The Fan Zone is located on the 300 level main concourse and serves as gathering space and concession area. Fans are invited to catch the action from outside the bowl, right outside sections 313-322.
- The 225-seat DEX All-Inclusive Zone is located at the south end of Bridgestone Arena overlooking the ice. Additionally, a Food Network bar and grill on the building's west side features cafe-style tables and ample seating.
- The FOX Sports Tennessee Zone is a sports bar located just off the main concourse. It hosts a post-game show featuring highlights and interviews. The FOX Sports Tennessee Zone features tabletop seating and flat-screen high-definition televisions.
- The Predators Pro Shop, which opened a brand new expanded location on Bridgestone Arena's south side in summer 2014, is accessible from inside the arena and from Fifth Ave. For store hours and information, please call (615) 770-2437.
- Tavern '96, located just outside Bridgestone Arena's Nissan SoBro entrance, is open daily from 11 a.m. to close and features a full bar with more than 60 beer options and a pub-style menu.
- From floor to ceiling, the highest point in the Bridgestone Arena reaches 130 feet (about the height of a 13-story building) with the roof covering eight acres.
- There are four levels of seating at the arena. Handicapped-accessible seating is available at every level and the building holds two escalators.

|                     |   |
|---------------------|---|
| WEBSITE:            | <a href="http://bridgestonearena.com">bridgestonearena.com</a>  |
| COST:               | \$160 million   |
| ARCHITECT:          | HOK Sports, Kansas City, Missouri   |
| OWNERSHIP:          | Sports Authority, Metropolitan Government of Nashville and Davidson County  |
| SQUARE FOOTAGE:     | More than 1 million   |
| LUXURY SUITES:      | 72 (42 lower, 30 upper)   |
| ARENA CLUB:         | The Patrón Platinum Club, located on the Lower Club Level (7,000 square feet, seating for 260). The Lexus Lounge, located on the Performers Level, includes unprecedented "Behind the Scenes" access to Nashville Predators players and a unique back stage feel for concerts and events. |
| BOX OFFICE:         | Located in main entrance (corner of Fifth and Broadway)   |
| PUBLIC RESTROOMS:   | 47 public restrooms   |
| CONCESSION STANDS:  | 23 concession stands located on three levels, including 130 point-of-sale locations   |
| PREDATORS PRO SHOP: | Located near the Patron Club Entrance on Fifth Ave.   |





# MANAGEMENT & STAFF

## COMMUNITY RELATIONS/ PREDATORS FOUNDATION



Established in 1998, the Nashville Predators Foundation strives to meet the educational, social, health and cultural needs of the Nashville community by offering unique resources and financial support to local youth-oriented organizations. Through several fundraisers held throughout the year, the Predators Foundation has awarded more than \$4 million in grants to Nashville and Middle Tennessee-area charities and community service organizations since its creation.

### NASHVILLE PREDATORS BRENT PETERSON CELEBRITY GOLF CLASSIC AND PETEY'S PRED PARTY



The Nashville Predators Foundation and the Peterson Foundation for Parkinson's hosted its fourth annual First Tennessee Nashville Predators Brent Peterson Celebrity Golf Classic and Petey's Preds Party presented by Franklin American Mortgage in 2014. The golf tournament took place at Vanderbilt Legends Club on Monday, Sept. 15. The winner of the tournament was awarded the Dr. Mac Cup in honor of the late Dr. James McPherson, who served as the Predators' dentist from 1998-2004. Petey's Preds Party took place the next day, Tuesday, Sept. 16, at Bridgestone Arena with a comedic performance from Keith Alberstadt, dinner and an auction. The 2014 classic raised more than \$200,000, and split evenly between the Nashville Predators Foundation and Peterson Foundation for Parkinson's. [nashvillepredators.com/golf](http://nashvillepredators.com/golf)

### GNASHVEGAS CASINO NIGHT & AUCTION



The Preds annual gala event took on a Las Vegas casino theme for the fourth year in a row in 2014 as local restaurants provided gourmet food and fans were able to play Vegas table games alongside their favorite Nashville Predators. GnaShVegas featured a massive silent auction, gaming tables and a photo station. The Predators annual gala event has raised more than \$1 million since its inception in 1998. [nashvillepredators.com/gala](http://nashvillepredators.com/gala)

### NASHVILLE PREDATORS CRAFT BEER FESTIVAL



The Nashville Predators opened the doors of Bridgestone Arena in the heat of summer for the second straight year, welcoming beer lovers inside to sample more than 80 beers from 60 different breweries from all over the United

States and Belgium. In addition to receiving unlimited tastings, attendees also received a ticket to an early-season Preds game and a commemorative glass. Nashville's own Black Abbey Brewery was named "Best Brewery" by fan vote and will be poured at select Preds home games in November.

### PREDS & PINS

The Nashville Predators Foundation hosted its second annual Preds & Pins Bowling fundraiser at Hillwood Strike & Spare in December 2013. This casual evening featured two hours of bowling, a buffet and photo opportunities with Preds players, coaching staff, GnaSh and local celebrities. All proceeds benefited the Monroe Carell Jr. Children's Hospital at Vanderbilt through the 365 Pediatric Cancer Fund presented by Dollar General. [nashvillepredators.com/bowling](http://nashvillepredators.com/bowling)



### WINE FESTIVAL & TASTING



First held in 2006, the Nashville Predators Foundation Wine Festival & Tasting took place over the ice at Bridgestone Arena once again in 2014. Last season, the Festival raised more than \$60,000 and featured samples of more than 225 wines, beers and liquors, many of which came from local Tennessee craftsmen. The event also included culinary delicacies from local restaurants, a complimentary Reidel glass and a photo opportunity with the Predators mascot, GnaSh. The event also featured a VIP Dinner & Tasting hosted by Justin Vineyards and Winery in the Patrón Platinum Club that included a five-course wine dinner with wine pairings from the Justin Vineyards. [nashvillepredators.com/wine](http://nashvillepredators.com/wine)

# MANAGEMENT & STAFF



## COMMUNITY RELATIONS/ PREDATORS FOUNDATION

### KABOOM!



Twice in 2014 the Nashville Predators teamed up with KaBOOM! - a national nonprofit dedicated to saving play - to build new playgrounds in the Nashville area. This is the third consecutive year that the Preds have partnered with KaBoom!, but the first time that they have been involved in two builds in one year. Volunteers from the Predators, other local organizations and the community worked together to make the builds of the new playgrounds, designed by the children who will use the playground the most, take place in just one day.

### HOCKEY FIGHTS CANCER



Every season the Nashville Predators host a Hockey Fights Cancer Night (a league-wide initiative) at two home games. These We Care for Kids nights, benefitting the 365 Pediatric Cancer Fund presented by Dollar General, include donations collected at all main entrances and silent auctions which include specialty jerseys worn by the players. Patients from Children's Hospital are invited to attend the game, ride on the Zamboni, take part in a postgame meet-and-greet with players and participate in Zebra's Care, a charitable organization run by the NHL Official's Association. The money raised this past season will go to the 365 Pediatric Cancer Fund presented by Dollar General at Monroe Carell Jr. Children's Hospital at Vanderbilt, which was endowed in 2010 and in 2014 was renamed in conjunction with a new endowment given by Preds Captain Shea Weber and goaltender Pekka Rinne.

### DEX SCORE & WIN

During the 2013-14 season, every time a Predator scored a goal or recorded a goaltending win, DEX Imaging and Mailing made a donation to the Predators Foundation through the DEX Score and Win program. Last season, the ninth season of the program, raised \$29,000 for distribution to 10 Middle Tennessee charities. Since its inception midway through the 2005-06 season, the program has raised more than \$249,000.



recorded a goaltending win, DEX Imaging and Mailing made a donation to the Predators Foundation through the DEX Score and Win program. Last season, the ninth season of the program, raised \$29,000 for distribution to 10 Middle Tennessee charities. Since its inception midway through the 2005-06 season, the program has raised more than \$249,000.

### GAME NIGHT & SILENT AUCTION

The Predators Foundation hosts a silent auction table at each Predator home game behind section 106/107 on the main concourse at select games. Throughout the year, the Foundation sells autographed pucks through the "Mystery Pucks" fundraiser. For a \$20 donation, fans have the opportunity to select a wrapped, themed puck autographed by a Predators player with select pucks specialized for buyers to receive an extra prize.

### 2014-15 MYSTERY PUCK SCHEDULE

| DATE    | OPPONENT       | THEME                   |
|---------|----------------|-------------------------|
| Oct. 9  | vs. Ottawa     | Opening Night           |
| Nov. 15 | vs. Winnipeg   | Hockey Fights Cancer    |
| Nov. 27 | vs. Edmonton   | Happy Thanksgiving      |
| Dec. 4  | vs. St. Louis  | Happy Holidays          |
| Jan. 8  | vs. Dallas     | Military                |
| Feb. 14 | vs. New Jersey | Happy Valentine's Day   |
| Feb. 24 | vs. Colorado   | Military                |
| Mar. 7  | vs. Winnipeg   | Hockey Fights Cancer    |
| Mar. 17 | vs. Minnesota  | Happy St. Patrick's Day |
| Apr. 9  | vs. Minnesota  | Season Finale Night     |

### BIRTHDAY & SPECIAL MEGATRON MESSAGES

For a donation to the Predators Foundation, fans have an opportunity to put birthday, anniversary and engagement announcements on the Megatron during Predators home games. In-game scoreboard message rates are \$50. To schedule, please visit [nashvillepredators.com/scoreboard](http://nashvillepredators.com/scoreboard) or contact Community Relations at (615) 770-2343.

### IN-GAME ZAMBONI RIDES/ PRE-GAME VISIT TO THE PENALTY BOX

For a \$100 donation to the Nashville Predators Foundation, Predators fans can ride the Zamboni or have the opportunity to sit in the visiting team's penalty box during the Nashville Predators' pregame skate. To schedule, please visit [nashvillepredators.com/zamboniride](http://nashvillepredators.com/zamboniride) or [nashvillepredators.com/penaltybox](http://nashvillepredators.com/penaltybox), or contact Community Relations at (615) 770-2331.

### DONATION REQUESTS

The Nashville Predators are committed to positively influencing the community far beyond the game. The team's community relations department assists non-profit charities and other businesses to raise money for their own causes. To request a non-monetary donation for your event, please visit [nashvillepredators.com/donations](http://nashvillepredators.com/donations).

### JACK DILLER EDUCATION AWARD

Each season the Predators Foundation awards four high school seniors the Jack Diller Education Award in the amount of \$2,500 each. Since inception, \$90,000 has been given. Applicants must reside within Middle Tennessee and excel in academics, athletics and volunteerism. The four winning students are recognized during a Predators home game. For more information, please contact the Nashville Predators Foundation at (615) 770-2331 or visit [nashvillepredators.com/dilleraward](http://nashvillepredators.com/dilleraward).

# MANAGEMENT & STAFF

## COMMUNITY RELATIONS/ PREDATORS FOUNDATION

### NASHVILLE PREDATORS FOUNDATION GRANT RECIPIENTS



In May 2014, the Nashville Predators Foundation distributed 117 grants totaling more than \$410,500 to Nashville and Middle Tennessee-based community service and charitable organizations - the largest one-time allocation in team history. Each year, the Predators Foundation board selects four Feature Charities, these organizations receive exclusive opportunities throughout the season including in-arena drives, Predators participation in events, tickets to home games, recognition in team publications as well as other unique opportunities. The 2014-15 Feature Charities are Beads of Courage, Homework Hotline, Interfaith Dental Clinic and Youth Villages.

### GRANT APPLICATIONS

The Predators Foundation places priority on giving back to the local communities where its players, employees and fans live and work. Foundation grants range from \$500 to a maximum of \$10,000. Organizations must have a 501(c)3 status to apply. To request application information please email Rebecca King at [rking@nashvillepredators.com](mailto:rking@nashvillepredators.com).

### COMMUNITY RELATIONS

The Predators are committed to the underlying team mission to "work hard, play hard and provide outrageous customer and community service." Every member of the Predators organization can be found giving back to the community throughout the season - from ownership and players to management and staff - through our Hearts of Gold initiative. As a staff, the goal is to reach 6,000 volunteer hours per season.

This commitment to the community is seen through various initiatives. A few of the Predators' 2014-15 initiatives included Second Harvest Food Bank collections, the Marine Corps Toys for Tots Drive, monthly hospital visits, a Thanksgiving turkey deliveries, a holiday party for kids and Hockey Fights Cancer awareness month.



### OTHER INITIATIVES

Throughout the year, the Nashville Predators organize charitable drives to benefit the families of Nashville and Middle Tennessee. Fans are encouraged to bring donations during these games.

| DATES    | OPPONENT    | CHARITY BENEFITING                     |
|----------|-------------|--|
| Sept. 27 | Florida     | American Red Cross Blood Drive         |
| Nov. 15  | Winnipeg    | Hockey Fights Cancer Change Collection |
| Nov. 25  | Los Angeles | Second Harvest Food Bank Food Drive    |
| Dec. 4   | St. Louis   | Toys for Tots Toy Drive                |
| Dec. 6   | Chicago     | Toys for Tots Toy Drive                |
| Dec. 16  | Boston      | Salvation Army Red Kettle Campaign     |
| Dec. 30  | St. Louis   | American Red Cross Blood Drive         |
| Jan. 16  | Washington  | Homework Hotline School Supply Drive   |
| Feb. 28  | Detroit     | Youth Villages Drive                   |
| Mar. 7   | Winnipeg    | Hockey Fights Cancer Change Collection |
| Mar. 21  | Buffalo     | Beads of Courage Change Drive          |
| Apr. 4   | Dallas      | Interfaith Dental Clinic Drive         |

### 365 PEDIATRIC CANCER FUND PRESENTED BY DOLLAR GENERAL

In March 2013, the Nashville Predators Foundation announced the renaming of the Nashville Predators Pediatric Cancer Research Fund at Monroe Carell Jr. Children's Hospital at Vanderbilt to the 365 Pediatric Cancer Fund Presented by Dollar General. The new branding of the fund, spearheaded by the generosity of Nashville Predators captain Shea Weber and goaltender Pekka Rinne, will continue to raise money for the Preds annual donation to the Monroe Carell Jr. Children's Hospital at Vanderbilt.

### PLAYERS' CHARITABLE INVOLVEMENT

Nashville Predators players, management, staff and fans gave more than 6,000 hours of community service during the 2013-14 season. Over the years, players have donated thousands of game tickets and have visited hundreds of non-profit organizations throughout the Middle Tennessee community. Several organizations have benefited from the Predators' charitable ticket initiatives including:

Alive Hospice, American Heart Association, CASA, Inc., Centerstone of Tennessee, Inc., Friends of Tennessee School for the Blind, Girls on the Run, Global Education Center, Nashville Public Library Foundation and T.J. Martell Foundation.

### POILE'S CONTRIBUTIONS

Predators General Manager David Poile and his wife Elizabeth donate to Operation Homefront (which provides emergency assistance and morale to our U.S. Troops), USA Hockey and the Peterson Foundation for Parkinson's for every Predators victory.



## YOUTH HOCKEY/ FAN DEVELOPMENT

The Nashville Predators continue their efforts to enhance the awareness and opportunity of youth hockey in Middle Tennessee. The Predators have created partnerships with local youth hockey associations and assist with fundraising, hockey education and additional ice time to promote the growth of the sport at the grassroots level.

### STREET PRIDE

The NHL's league-wide street youth hockey program, NHL Street, serves local community centers and schools by providing this free athletic and educational program.



presented locally by UnitedHealthcare

The NHL and the Nashville Predators provide street hockey sticks, pucks, nets and protective goalie equipment, including start-up hockey instruction for coaching and administration. The Predators also provide informative manuals for staff and participants, as well as follow-ups with program centers and player/coach clinics.

There are currently more than 40 youth facilities that participate in the Street Pride program including Boys & Girls Clubs throughout Middle Tennessee, Metro Parks and Recreation and the YMCA of Middle Tennessee. This free grassroots hockey education program



emphasizes that all a kid needs to play hockey are sneakers, breaking down any socio-economic barriers associated with the sport.

### GET OUT AND LEARN!

**G.O.A.L.I.**  
GET OUT AND LEARN!



**NASHVILLE PREDATORS**

PRESENTED BY



Get Out And Learn! (G.O.A.L.I.) presented by Erie Insurance program introduces the game of hockey to everyone, both young and old, without the financial commitment typically associated with the sport. Originally designed for kids ages 5-8, in the fall of 2014, G.O.A.L.I. will begin being available to all ages at the new Ford Ice Center. This free, introductory program, designed for those with no prior experience, is offered in weekly sessions throughout the year

at local rinks. The Predators provide all necessary equipment, ice time and instruction, making the program ideal for any family. The Preds are dedicated to supporting the development of youth hockey at all levels and recognize the need for local skating facilities to be accessible for beginners to help grow the sport, beginning at younger ages. Since its inception in 2006, more than 3,000 kids have graduated from G.O.A.L.I.

The Nashville Predators also assist area youth hockey organizations by providing coaches' clinics, players' clinics, ice time at Bridgestone Arena and funding for uniforms. Area youth players are also frequently featured during intermissions at Predators' home games.

### NASHVILLE PREDATORS KIDS CLUB

Presented by Delta Dental

Get your kids in training for the 2014-15 hockey season by signing them up for the Nashville Predators Kids Club, presented by Delta Dental. The Preds Kids Club is filled to the brim with exciting features, events, member benefits, and so much more! Visit the Kids Club table outside sections 108 or 322 during home games or at [nashvillepredators.com/kidsclub](http://nashvillepredators.com/kidsclub).



### TAKING HOCKEY TO THE STREETS

"Taking Hockey to the Streets" is a grassroots marketing initiative in which members of the Predators organization make unannounced visits to neighborhoods where kids routinely gather to play street hockey. The visit includes a street hockey game, giveaways for the young players and routine appearances by players, coaches and Preds mascot Gnash.

### HOCKEY RULES

Hockey Rules is a free, traveling, interactive hockey experience that aims to educate elementary and middle school students on basic hockey skills and the Nashville Predators.

During the school year, Hockey Rules visits more than 35 schools, reaching more than 5,000 students. The Predators provide all necessary equipment and instruction at no cost. The program continues into the summer as the Hockey Rules Summerfest Tour travels to youth camps, educating young fans on the sport of hockey.



### BLUE CROSS BLUESHIELD BLUELINER OF THE GAME

An opportunity to experience the excitement from ice level offered as a ticket package during Predators home games. Youth hockey players ages 7-17, get the opportunity of a lifetime as their name is called during the starting lineup; they skate to the blue line and then stand alongside their favorite Predators player during the National Anthem.



# MANAGEMENT & STAFF

## YOUTH HOCKEY/ FAN DEVELOPMENT

### PREDATORS HOCKEY SCHOOL



**hockey  
school**

The Predators host a hockey school each July at Ford Ice Center, which is open to boys and girls ages 8-14. Youth attending the hockey school are challenged daily with more than two hours of ice time, intensive dry-land conditioning, video analysis and "chalk talk" sessions. Hockey School emphasizes the basic fundamentals of hockey - stickhandling, power skating, shooting and passing.

Other features of the camp include daily lectures on nutrition, injury prevention, equipment maintenance and perspectives from the Predators scouting and coaching staffs.

The Predators also host the "Little Preds" Hockey School, an evening summertime camp at Ford Ice Center. The school is offered to children ages 5-8.



### COACHING SYMPOSIUM

In an ongoing effort to foster and improve youth hockey opportunities in Middle Tennessee, the Nashville Predators offer support to youth hockey coaches at all levels. Annually, the Preds host a free Coaching Symposium featuring Nashville Predators coaching staff. Through their partnership with USA Hockey, the Predators are able to present tools that any coach can use to improve his or her knowledge, and in turn, the team's on-ice performance.



### PREDATORS CUP

The Predators Cup is the annual Tennessee State High School Hockey Championship tournament. Established during the 1999-00 season, it serves as a platform to highlight the top high school hockey teams in the state and is hosted by the Nashville Predators each spring at Bridgestone Arena. Since the inaugural tournament, 12 teams from Middle Tennessee, three teams from Memphis and one team from Knoxville have won the Predators Cup.

### JERSEY SPONSORSHIP

As an ongoing partnership, the Nashville Predators partner with local ice hockey leagues as their official jersey provider. More than 700 youth hockey players on 48 teams at Centennial Sportsplex in Nashville, A-Game in Franklin and Ford Ice Center in Antioch wear the Predators logo. When the sponsorship started during the 2008-09 season, it marked the first time in club history that the Predator logo was worn by area hockey associations, strengthening the relationship between the youth hockey community and the NHL Club.

### SKATE AT BRIDGESTONE ARENA

Since the Predators inaugural season in 1998-99, thousands of youth hockey players have had the opportunity to skate on the same surface as NHL players. As a ticket fundraiser program, "Mites on Ice" is offered to hockey teams ages 9-and-under for the chance to skate in front of 17,000-plus fans during intermissions at select Predator home games.

There are several opportunities throughout the season for adults to skate on Bridgestone Arena ice. "Rise and Grind Morning Hockey" takes place in the early morning hours at Bridgestone Arena and gives adults (ages 18 and over) the opportunity to get a quick workout in before work. All levels are welcome and sessions are open to the first 26 skaters and four goalies. The cost is \$15 per session and includes 60-minutes of ice, parking and breakfast. For more information or to reserve a spot, register at [www.nashvillepredators.com/riseandgrind](http://www.nashvillepredators.com/riseandgrind).

A new opportunity for the 2014-15 season is Pucks & Pints Happy Hour open hockey. All levels are welcome, but participants must be at least 21 years of age and provide their own equipment. The cost is \$15 per session and includes 60-minutes of ice and a complimentary "pint" at Tavern '96 following the ice session. For more information, or to reserve a spot, register at [www.nashvillepredators.com/pucksandpints](http://www.nashvillepredators.com/pucksandpints).

### NASHVILLE JR. PREDATORS

For the 2014-15 season, the Nashville Predators Youth hockey affiliate Nashville Jr. Predators enter their sixth season offering Tier I/II youth travel hockey to families in the Greater Nashville area. This season, the Jr. Predators program will field 17 teams (4 AAA Tier 1, 7 AA, 6 A) from the following age divisions: Squirt (ages 8-10), Pee wee (ages 10-12), Bantam (ages 12-14), and Midget (ages 14-18). Visit [nashvillejrpredators.com](http://nashvillejrpredators.com) for more information.



For more information on these programs, please visit [nashvillepredators.com/youthhockey](http://nashvillepredators.com/youthhockey), contact the Predators Youth Marketing and Fan Development Department at (615) 770-2372 or follow them on Twitter @PredsYouthHcky.

# MANAGEMENT & STAFF

## MILWAUKEE ADMIRALS



### MILWAUKEE ADMIRALS 2014-15 DIRECTORY

1001 North Fourth Street • Milwaukee, WI 53203

phone (414) 227-0550 • fax (414) 227-0568

[milwaukeeadmirals.com](http://milwaukeeadmirals.com)

**Governor/CEO:** Harris Turer

**President:** Jon Greenberg

**VP of Business Development:** Mike Wojciechowski

**VP of Communications:** Charlie Larson

**Senior Director of Marketing:** Tim Van Wagoner

**Play-by-Play Announcer:** Aaron Sims

**Head Coach:** Dean Evason

**Assistant Coach:** Stan Drulia

**Goaltending Coach:** David Rook

**Athletic Trainer:** Doug Agnew

**Equipment Manager:** Kris Stierwalt

**Strength & Conditioning Coach:** Jason Nordby



### TEAM INFORMATION

**Team Colors:** White, Gray, and Ice Blue

**Home Arena:** Bradley Center

**Capacity:** 17,845

**Radio Flagship:** Sports Radio 1250 WSSP

### Yearly AHL/IHL Affiliations

| YEAR    | TEAM               | LEAGUE | COACH                | GP | W  | L  | *OTL | **SOL | PTS | GF  | GA  |
|---------|--------------------|--------|----------------------|----|----|----|------|-------|-----|-----|-----|
| 1998-99 | Milwaukee Admirals | IHL    | Al Sims              | 82 | 38 | 28 | 0    | 16    | 92  | 254 | 265 |
| 1999-00 | Milwaukee Admirals | IHL    | Al Sims              | 82 | 37 | 36 | 0    | 9     | 83  | 222 | 246 |
| 2000-01 | Milwaukee Admirals | IHL    | Dave Allison         | 82 | 42 | 33 | 0    | 7     | 91  | 244 | 217 |
| 2001-02 | Milwaukee Admirals | AHL    | Dave Allison         | 80 | 30 | 35 | 10   | 5     | 75  | 198 | 207 |
| 2002-03 | Milwaukee Admirals | AHL    | Peter Horachek       | 80 | 32 | 27 | 14   | 7     | 85  | 247 | 251 |
| 2003-04 | Milwaukee Admirals | AHL    | Claude Noel          | 80 | 46 | 24 | 7    | 3     | 102 | 269 | 191 |
| 2004-05 | Milwaukee Admirals | AHL    | Claude Noel          | 80 | 47 | 24 | 4    | 5     | 103 | 247 | 207 |
| 2005-06 | Milwaukee Admirals | AHL    | Claude Noel          | 80 | 49 | 21 | 6    | 4     | 108 | 268 | 234 |
| 2006-07 | Milwaukee Admirals | AHL    | Claude Noel          | 80 | 41 | 25 | 4    | 10    | 96  | 227 | 230 |
| 2007-08 | Milwaukee Admirals | AHL    | Lane Lambert         | 80 | 44 | 29 | 4    | 3     | 95  | 231 | 212 |
| 2008-09 | Milwaukee Admirals | AHL    | Lane Lambert         | 80 | 49 | 22 | 3    | 6     | 107 | 229 | 195 |
| 2009-10 | Milwaukee Admirals | AHL    | Lane Lambert         | 80 | 41 | 30 | 2    | 7     | 91  | 237 | 220 |
| 2010-11 | Milwaukee Admirals | AHL    | Lane Lambert         | 80 | 44 | 22 | 6    | 8     | 102 | 226 | 194 |
| 2011-12 | Milwaukee Admirals | AHL    | K. Muller/l. Herbers | 76 | 40 | 29 | 2    | 5     | 87  | 210 | 190 |
| 2012-13 | Milwaukee Admirals | AHL    | Dean Evason          | 76 | 41 | 28 | 4    | 3     | 89  | 197 | 200 |
| 2013-14 | Milwaukee Admirals | AHL    | Dean Evason          | 76 | 39 | 24 | 6    | 7     | 91  | 215 | 199 |

\* Column refers to "overtime losses" from 2004-08 and "ties" from 1998-2004.

\*\* Column refers to "shootout losses" from 2004-08 and 1998-99. Column referred to "overtime losses" from 2001-04. In 1999-2000 and 2000-01, column refers to "shootout points".

| YEAR    | TEAM               | COACH                | STANDING               | PLAYOFF HISTORY  |
|---------|--------------------|----------------------|------------------------|--|
| 1998-99 | Milwaukee Admirals | Al Sims              | 4th - Midwest Division | Lost to Manitoba in 1st Rd, 2-0  |
| 1999-00 | Milwaukee Admirals | Al Sims              | 5th - East Division    | Lost to Cleveland in 1st Rd, 2-1   |
| 2000-01 | Milwaukee Admirals | Dave Allison         | 5th - East Division    | Lost to Chicago in 1st Rd, 4-1   |
| 2001-02 | Milwaukee Admirals | Dave Allison         | 5th - West Division    | Did not qualify  |
| 2002-03 | Milwaukee Admirals | Peter Horachek       | 4th - West Division    | Defeated Rochester in Qualifying Rd, 2-1; Lost to Houston in 1st Rd, 3-0   |
| 2003-04 | Milwaukee Admirals | Claude Noel          | 1st - West Division    | Defeated Cincinnati in 1st Rd, 4-3; Defeated Chicago in 2nd Rd, 4-2; Defeated Rochester in 3rd Rd, 4-1; Defeated Wilkes-Barre/Scranton in 4th Rd, 4-0, to win the Calder Cup |
| 2004-05 | Milwaukee Admirals | Claude Noel          | 2nd - West Division    | Lost to Cincinnati in 1st Rd, 4-3  |
| 2005-06 | Milwaukee Admirals | Claude Noel          | 1st - West Division    | Defeated Iowa in 1st Rd, 4-3; Defeated Houston in 2nd Rd, 4-0; Defeated Grand Rapids in 3rd Rd, 4-0; Lost to Hershey in Final, 4-2   |
| 2006-07 | Milwaukee Admirals | Claude Noel          | 3rd - West Division    | Lost to Chicago in 1st Rd, 4-0   |
| 2007-08 | Milwaukee Admirals | Lane Lambert         | 4th - West Division    | Lost to Chicago in 1st Rd, 4-2   |
| 2008-09 | Milwaukee Admirals | Lane Lambert         | 1st - West Division    | Defeated Rockford in 1st Rd, 4-0; Lost to Houston in 2nd Rd, 4-3   |
| 2009-10 | Milwaukee Admirals | Lane Lambert         | 4th - West Division    | Lost to Chicago in 1st Rd, 4-3   |
| 2010-11 | Milwaukee Admirals | Lane Lambert         | 1st - West Division    | Defeated Texas in 1st Rd, 4-2; Lost to Houston in 2nd Rd, 4-3  |
| 2011-12 | Milwaukee Admirals | K. Muller/l. Herbers | 2nd - Midwest Division | Lost to Abbotsford in 1st Rd, 3-0  |
| 2012-13 | Milwaukee Admirals | Dean Evason          | 2nd - Midwest Division | Lost to Texas in 1st Rd, 3-1   |
| 2013-14 | Milwaukee Admirals | Dean Evason          | 3rd - Midwest Division | Lost to Toronto in 1st Rd, 3-0   |

# MANAGEMENT & STAFF

## ADMIRALS COACHING STAFF

### DEAN EVASON HEAD COACH



Dean Evason enters his third season as the Milwaukee Admirals' head coach in 2014-15 after leading them to a 39-24-6-7 record (91 points) and their AHL-best 12th consecutive playoff berth in 2013-14. In two seasons behind the Milwaukee bench, he has posted an 80-52-20 record.

Milwaukee clinched its 2014 Calder Cup Playoff berth behind a stretch run that was strikingly similar to its run to the 2013 playoffs. In 2013-14, the Admirals went 16-5-1 in its final 22 games of the season to finish with more than 90 points for the ninth time in 11 seasons despite a youthful roster that contained only six players over the age of 25. In Evason's first season as benchboss in 2012-13, Milwaukee went 15-4-1 in its final 20 games to claim the Western Conference's eighth and final playoff spot by one point despite having nine of the team's top 12 scorers recalled to Nashville or traded during that span.

Evason was named the 20th coach in Milwaukee Admirals history on June 19, 2012 after spending seven seasons as an assistant coach with the Washington Capitals, helping them claim four straight Southeast Division titles, reach the Stanley Cup Playoffs five straight years (2008-12) and win the 2010 President's Trophy. In his time as an assistant in Washington from 2005-12, the Capitals compiled a 294-206-74 record (.577). Evason's responsibilities included face-offs - helping the Caps finish among the NHL's Top 10 five times - the penalty kill - which finished as high as second in the League under his watch (2010-11) - while also being in charge of the team's forwards.

### STAN DRULIA ASSISTANT COACH



Stan Drulia enters his third full season as an assistant coach for the Milwaukee Admirals in 2014-15 where his responsibilities include running the defensive corps, heading up the penalty kill, pre-scouting the opposition and improving the team's face-off efficiency.

Named to the position on Dec. 5, 2011, he has helped the Admirals clinch three of their AHL-best 12 consecutive Calder Cup Playoff berths; they went 9-2-3 down the stretch to secure the Western Conference's fifth seed in 2011-12, went 15-4-1 in their final 20 games of 2012-13 to reach the playoffs by one point despite having to use 12 blueliners, and seeing nine of the team's top 12 scorers recalled or traded away during the campaign, and posted a 16-5-1 mark down the stretch in 2013-14 to hit the 90-point mark for the ninth time in Milwaukee's last 11 seasons despite only six roster members over the age of 25.

Prior to joining Milwaukee, Drulia served as head coach for the ECHL's Wheeling Nailers, compiling a 49-35-5 record. During his last full season with the Nailers in 2010-11, the Fort Erie, Ontario, native led the club to a 38-29-5 record and a spot in the Eastern Conference Final. Eighteen players from the squad saw promotions to the American Hockey League during the course of the season.

Drulia spent four seasons in Port Huron from 2006-10, one with the United Hockey League's Flags, and three with the International Hockey League's Icehawks. In his three seasons at the IHL level, Drulia amassed a 132-75-21 record. In 2007-08, he

Prior to joining the Capitals, Evason spent six seasons as a head coach in the Western Hockey League. He began his coaching career with the Kamloops Blazers - where his roster included Predators 2002 first-round pick Scottie Upshall - compiling a 109-83-17 record in three seasons from 1999-2002. Evason moved on to guide the Vancouver Giants to back-to-back playoff appearances in 2002-03 and 2003-04, before co-coaching the Calgary Hitmen to a 34-23-9-6 record in 2004-05 on a team that included NHL stars Andrew Ladd and Ryan Getzlaf.

Washington's third selection, 89th overall (third round), in the 1982 Entry Draft, Evason amassed 372 points (139g-233a) and 1,002 penalty minutes in 803 NHL games with the Capitals, Hartford Whalers, San Jose Sharks, Dallas Stars and Calgary Flames from 1983-96. This included a pair of season playing under then-Washington General Manager David Poile (1983-85) and three seasons as a teammate of Predators Assistant General Manager Paul Fenton in both the Hartford (1984-86) and San Jose (1991-92) organizations. He served as a player/coach for Team Canada during the 1996-97 season, captaining the team to a gold medal at the 1997 World Championship. He wound down his career as a player/coach with Landshut of the German League in 1997-98 and 1998-99.

A native of Flin Flon, Manitoba, Evason is an honored member of the Manitoba Hockey Hall of Fame. He has three children - Bryce, Brianne and Brooke.

guided the Icehawks to a 41-29-6 record, then to the Turner Cup Final where they fell in a Game Seven overtime. In 2008-09, Drulia led Port Huron to a 44-21-11 mark and was named IHL Coach of the Year.

Prior to one season as an assistant with the Toledo Storm (ECHL) in 2005-06, Drulia served as head coach of the ECHL's Augusta Lynx (2003-05), and in his only year as the head coach of the Orlando Seals of the Atlantic Coast Hockey League in 2002-03, he guided the club to the league title, earning ACHL Coach of the Year honors.

Pittsburgh's 11th selection, 214th overall (11th round), in the 1986 Entry Draft, Drulia played 13 professional seasons from 1989-2001, including 126 NHL games with the Tampa Bay Lightning (15g-27a-42pts). He won two Turner Cups as IHL champions in 1994 with the Atlanta Knights and in 1997 with the Detroit Vipers, and was the recipient of the N.R. "Bud" Poile Award - named after Predators GM David Poile's father - as IHL Playoff MVP on two occasions (1994 and 1999). Drulia posted three 100-plus point seasons - he won the scoring title and was ECHL MVP with the Knoxville Cherokees in 1990-91 (63g-77a-140pts), ranked second in goals and third in points with both the AHL's New Haven Nighthawks in 1991-92 (49g-53a-102pts), and the Knights in 1993-94 (54g-60a-114pts). In total, he accumulated 823 points (366g-457a) in 671 minor league games.

Before turning pro, Drulia amassed 479 points (198g-281a) in 296 Ontario Hockey League games with Belleville, Hamilton and Niagara Falls from 1984-89 - a league point record that still stands today.

Stan and his wife Shar have a daughter, Shawn, and a son, Trevor.



2008 & 2010  
Kelly Cup  
Champions



# CINCINNATI CYCLONES

### 2014-15 CINCINNATI CYCLONES STAFF DIRECTORY

**Owner:** Nederlander Corporation  
**President:** Ray Harris  
**Vice President and General Manager:** Kristin Ropp  
**Vice President, Operations:** Joe Wallach  
**Head Coach and Director of Hockey Operations:** Matt MacDonald  
**Assistant Coach:** Cam Keith  
**Equipment Manager:** Chris Burke  
**Athletic Trainer:** Bob Case  
**Director of Public Relations and Broadcasting:** Nick Bruncker

**Home start time:** 7:30 p.m. ET  
**Team colors:** Red, white, black and yellow  
**Home arena:** U.S. Bank Arena  
**Capacity:** 12,056  
**Radio flagship:** 100.3 FM The Fan

### NASHVILLE PREDATORS YEARLY SECONDARY AFFILIATIONS

| YEAR    | TEAM                   | LEAGUE | COACH                           | GP | W  | L  | T/OTL | PTS | GF  | GA  |
|---------|------------------------|--------|---------------------------------|----|----|----|-------|-----|-----|-----|
| 1998-99 | Hampton Roads Admirals | ECHL   | John Brophy                     | 70 | 38 | 24 | 8     | 84  | 215 | 213 |
| 1999-00 | Hampton Roads Admirals | ECHL   | John Brophy                     | 70 | 44 | 22 | 4     | 92  | 241 | 198 |
| 2000-01 | New Orleans Brass      | ECHL   | Ted Sator                       | 72 | 35 | 25 | 12    | 82  | 247 | 239 |
| 2001-02 | Cincinnati Cyclones    | ECHL   | Ray Edwards/<br>Paul Lawless    | 72 | 36 | 30 | 6     | 78  | 210 | 207 |
| 2002-03 | Toledo Blades          | ECHL   | Claude Noel                     | 72 | 47 | 15 | 10    | 104 | 247 | 196 |
| 2003-04 | Toledo Blades          | ECHL   | Nick Vitucci/<br>Steve Harrison | 72 | 23 | 38 | 11    | 57  | 183 | 258 |
| 2004-05 | None                   |        |                                 |    |    |    |       |     |     |     |
| 2005-06 | Rockford IceHogs       | UHL    | Steve Martinson                 | 76 | 48 | 19 | 9     | 105 | 292 | 213 |
| 2006-07 | Rockford IceHogs       | UHL    | Steve Martinson                 | 76 | 48 | 21 | 7     | 103 | 266 | 193 |
|         | New Mexico Scorpions   | CHL    | Ray Edwards                     | 64 | 32 | 24 | 8     | 72  | 212 | 217 |
| 2007-08 | Cincinnati Cyclones    | ECHL   | Chuck Weber                     | 72 | 55 | 12 | 5     | 115 | 292 | 178 |
| 2008-09 | Cincinnati Cyclones    | ECHL   | Chuck Weber                     | 72 | 41 | 26 | 5     | 87  | 256 | 231 |
| 2009-10 | Cincinnati Cyclones    | ECHL   | Chuck Weber                     | 72 | 44 | 25 | 3     | 91  | 235 | 200 |
| 2010-11 | Cincinnati Cyclones    | ECHL   | Jarrold Skalde                  | 72 | 33 | 29 | 10    | 76  | 199 | 229 |
| 2011-12 | Cincinnati Cyclones    | ECHL   | Jarrold Skalde                  | 72 | 35 | 28 | 9     | 79  | 228 | 227 |
| 2012-13 | Cincinnati Cyclones    | ECHL   | Jarrold Skalde                  | 72 | 42 | 22 | 8     | 92  | 227 | 195 |
| 2013-14 | Cincinnati Cyclones    | ECHL   | Ben Simon                       | 72 | 41 | 23 | 8     | 90  | 247 | 204 |



# THE PLAYERS







# THE PLAYERS

## 2014-15 ORGANIZATIONAL ROSTER

|                      | Ht   | Wt  | Shoots | Place of Birth          | Birthdate | 2013-14 Team   |
|----------------------|------|-----|--------|-------------------------|-----------|--|
| <b>FORWARDS</b>      |      |     |        |                         |           |  |
| Pontus Aberg         | 6-0  | 194 | R      | Stockholm, Sweden       | 9/23/93   | Farjestad (SHL)  |
| Viktor Arvidsson     | 5-10 | 173 | R      | Kusmark, Sweden         | 4/8/93    | Skelleftea (SHL)   |
| Taylor Beck          | 6-2  | 206 | R      | St. Catharines, Ont.    | 5/13/91   | Milwaukee (AHL)/ <b>Nashville (NHL)</b>                              |
| Gabriel Bourque      | 5-9  | 205 | L      | Rimouski, Que.          | 9/23/90   | <b>Nashville (NHL)</b>   |
| Zach Budish          | 6-3  | 215 | R      | Edina, Minn.            | 5/9/91    | Milwaukee (AHL)/Cincinnati (ECHL)                                    |
| Patrick Cehlin       | 6-0  | 182 | R      | Huddinge, Sweden        | 7/27/91   | Milwaukee (AHL)  |
| Rich Clune           | 5-11 | 219 | L      | Toronto, Ont.           | 4/25/87   | <b>Nashville (NHL)</b>   |
| Matt Cullen          | 6-1  | 200 | L      | Virginia, Minn.         | 11/2/76   | <b>Nashville (NHL)</b>   |
| Kevin Fiala          | 5-10 | 180 | L      | St. Gallen, Switzerland | 7/22/96   | HV-71 (SHL)/HV-71 Jr. (Sweden-Jr.)                                   |
| Mike Fisher          | 6-1  | 215 | R      | Peterborough, Ont.      | 6/5/80    | <b>Nashville (NHL)</b>   |
| Filip Forsberg       | 6-1  | 200 | R      | Ostervalva, Sweden      | 8/14/94   | <b>Nashville (NHL)</b> /Milwaukee (AHL)                              |
| Paul Gaustad         | 6-5  | 225 | L      | Fargo, N.D.             | 2/3/82    | <b>Nashville (NHL)</b>   |
| Felix Girard         | 5-11 | 195 | R      | Quebec, Que.            | 5/9/94    | Baie-Comeau (QMJHL)  |
| Konstantin Glazachev | 6-0  | 186 | R      | Arkhangelsk, Russia     | 2/18/85   | Dynamo Moscow (KHL)  |
| Max Gortz            | 6-2  | 196 | R      | Hoor, Sweden            | 1/28/93   | Farjestad (SHL)/Farjestad Jr. (Sweden-Jr.)/<br>Frolunda (SHL)        |
| Kevin Henderson      | 6-3  | 205 | L      | Toronto, Ont.           | 12/3/86   | Milwaukee (AHL)/Texas (AHL)  |
| Calle Jarnkrok       | 6-0  | 176 | R      | Gavle, Sweden           | 9/25/91   | <b>Nashville (NHL)</b> /Milwaukee (AHL)/Grand Rapids (AHL)           |
| Olli Jokinen         | 6-2  | 210 | L      | Kuopio, Finland         | 12/5/78   | <b>Winnipeg (NHL)</b>  |
| Vladislav Kamenev    | 6-3  | 182 | L      | Orsk, Russia            | 8/12/96   | Magnitogorsk (KHL)/Magnitogorsk Jr. (Russia-Jr.)/<br>Orsk (Russia-2) |
| Justin Kirkland      | 6-3  | 183 | L      | Winnipeg, Man.          | 8/2/96    | Kelowna (WHL)  |
| Brendan Leipsic      | 5-10 | 168 | L      | Winnipeg, Man.          | 5/19/94   | Portland (WHL)   |
| Saku Maenalanen      | 6-3  | 187 | L      | Kemi, Finland           | 5/29/94   | Karpat (Finland)/Karpat Jr. (Finland-Jr.)/<br>Jokipojat (Finland-2)  |
| Simon Moser          | 6-2  | 215 | L      | Bern, Switzerland       | 3/10/89   | Milwaukee (AHL)/ <b>Nashville (NHL)</b>                              |
| Wade Murphy          | 5-11 | 183 | R      | Victoria, B.C.          | 10/22/93  | Univ. of North Dakota (NCHC)   |
| James Neal           | 6-2  | 208 | L      | Whitby, Ont.            | 9/3/87    | <b>Pittsburgh (NHL)</b>  |
| Eric Nystrom         | 6-1  | 199 | L      | Syosset, N.Y.           | 2/14/83   | <b>Nashville (NHL)</b>   |
| Nick Oliver          | 6-1  | 194 | L      | Grand Forks, N.D.       | 5/4/91    | St. Cloud State (WCHA)   |
| Emil Pettersson      | 6-2  | 164 | L      | Sundsvall, Sweden       | 1/14/94   | Timra (Sweden-2)/Timra Jr. (Sweden-Jr.)                              |
| Juuso Puustinen      | 6-2  | 198 | R      | Kuopio, Finland         | 4/5/88    | HIFK (Finland)   |
| Mike Ribeiro         | 6-0  | 180 | L      | Montreal, Que.          | 2/10/80   | <b>Phoenix (NHL)</b>   |
| Derek Roy            | 5-9  | 184 | L      | Ottawa, Ont.            | 5/4/83    | <b>St. Louis (NHL)</b>   |
| Miikka Salomaki      | 5-11 | 211 | L      | Raahe, Finland          | 3/9/93    | Milwaukee (AHL)  |
| Grigory Shafiqulin   | 6-2  | 185 | L      | Chelyabinsk, Russia     | 1/13/85   | Dynamo Moscow (KHL)/Dynamo Balashikha (Russia-2)                     |
| Josh Shalla          | 6-1  | 199 | L      | Whitby, Ont.            | 9/25/91   | Milwaukee (AHL)/Cincinnati (ECHL)                                    |
| Colton Sissons       | 6-1  | 192 | R      | North Vancouver, B.C.   | 11/5/93   | Milwaukee (AHL)/ <b>Nashville (NHL)</b>                              |
| Craig Smith          | 6-1  | 203 | R      | Madison, Wis.           | 9/5/89    | <b>Nashville (NHL)</b>   |
| Sergei Soin          | 6-0  | 185 | L      | Moscow, Russia          | 3/31/82   | Dynamo Moscow (KHL)  |
| Viktor Stalberg      | 6-3  | 206 | L      | Gothenberg, Sweden      | 1/17/86   | Nashville (NHL)  |
| Zach Stepan          | 6-0  | 179 | L      | Faribault, Minn.        | 1/6/94    | Minnesota State (WCHA)   |
| Mark Van Guilder     | 6-2  | 197 | R      | Roseville, Minn.        | 1/17/84   | Milwaukee (AHL)/ <b>Nashville (NHL)</b>                              |
| Tommy Veilleux       | 5-11 | 197 | L      | St.-George, Que.        | 5/7/95    | Victoriaville (QMJHL)  |
| Jimmy Vesey          | 6-2  | 201 | L      | North Reading, Mass.    | 5/26/93   | Harvard (ECAC)   |
| Austin Watson        | 6-3  | 206 | R      | Ann Arbor, Mich.        | 1/13/92   | Milwaukee (AHL)  |
| Colin Wilson         | 6-1  | 218 | L      | Greenwich, Conn.        | 10/20/89  | <b>Nashville (NHL)</b>   |

# THE PLAYERS

## 2014-15 ORGANIZATIONAL ROSTER



|                       | Ht   | Wt  | Shoots | Place of Birth     | Birthdate | 2013-14 Team                            |
|-----------------------|------|-----|--------|--------------------|-----------|---|
| <b>DEFENSE</b>        |      |     |        |                    |           |   |
| Johan Alm             | 6-3  | 199 | L      | Skelleftea, Sweden | 1/28/92   | Skelleftea (SHL)                        |
| Taylor Aronson        | 6-1  | 196 | R      | Placentia, Calif.  | 12/30/91  | Cincinnati (ECHL)                       |
| Victor Bartley        | 6-0  | 205 | L      | Maple Ridge, B.C.  | 2/17/88   | <b>Nashville (NHL)</b>                  |
| Anthony Bitetto       | 6-1  | 200 | L      | Island Park, N.Y.  | 7/15/90   | Milwaukee (AHL)                         |
| Jonathan-Ismael Diaby | 6-5  | 246 | L      | Montreal, Que.     | 11/16/94  | Victoriaville (QMJHL)/Milwaukee (AHL)   |
| Jack Dougherty        | 6-1  | 186 | R      | St. Paul, Minn.    | 5/25/96   | U.S. NTDP U-18                          |
| Mattias Ekholm        | 6-3  | 206 | L      | Borlange, Sweden   | 5/24/90   | <b>Nashville (NHL)</b>                  |
| Ryan Ellis            | 5-10 | 179 | R      | Hamilton, Ont.     | 1/3/91    | <b>Nashville (NHL)</b>                  |
| Aaron Irving          | 6-1  | 198 | R      | Edmonton, Alta.    | 3/3/96    | Edmonton (WHL)                          |
| Joonas Jarvinen       | 6-3  | 235 | L      | Turku, Finland     | 1/5/89    | Milwaukee (AHL)                         |
| Seth Jones            | 6-5  | 215 | R      | Arlington, Texas   | 10/3/94   | <b>Nashville (NHL)</b>                  |
| Roman Josi            | 6-1  | 192 | L      | Bern, Switzerland  | 6/1/90    | <b>Nashville (NHL)</b>                  |
| Teemu Kivihalme       | 6-0  | 168 | L      | Cloquet, Minn.     | 6/7/95    | Fargo (USHL)                            |
| Denis Kulyash         | 6-3  | 199 | L      | Omsk, Russia       | 5/31/83   | Avangard Omsk (KHL)                     |
| Teemu Laakso          | 6-1  | 210 | R      | Tuusula, Finland   | 8/27/87   | Severstal (KHL)                         |
| Anton Lavrentiev      | 6-4  | 196 | R      | Kazan, Russia      | 8/25/83   | none                                    |
| Joonas Lyytinen       | 6-1  | 149 | L      | Espoo, Finland     | 4/4/95    | Kalpa (Finland)/Kalpa Jr. (Finland-Jr.) |
| Garrett Noonan        | 6-2  | 206 | L      | Norfolk, Mass.     | 1/28/91   | Boston Univ. (H-East)                   |
| Joe Piskula           | 6-3  | 212 | L      | Antigo, Wis.       | 7/5/84    | Milwaukee (AHL)/ <b>Nashville (NHL)</b> |
| Jaynen Rissling       | 6-4  | 223 | L      | Edmonton, Alta.    | 9/21/93   | Calgary (WHL)                           |
| Mikko Vainonen        | 6-3  | 214 | L      | Helsinki, Finland  | 4/11/94   | Kingston (OHL)/Milwaukee (AHL)          |
| Scott Valentine       | 6-1  | 225 | L      | Metcalfe, Ont.     | 5/2/91    | Milwaukee (AHL)                         |
| Anton Volchenkov      | 6-1  | 225 | L      | Moscow, Russia     | 2/25/82   | <b>New Jersey (NHL)</b>                 |
| Shea Weber            | 6-4  | 233 | R      | Sicamous, B.C.     | 8/14/85   | <b>Nashville (NHL)</b>                  |

|                    | Ht   | Wt  | Catches | Place of Birth          | Birthdate | 2013-14 Team   |
|--------------------|------|-----|---------|-------------------------|-----------|--|
| <b>GOALTENDERS</b> |      |     |         |                         |           |  |
| Atte Engren        | 6-1  | 188 | L       | Rauma, Finland          | 2/19/88   | Lev Praha (KHL)  |
| Magnus Hellberg    | 6-6  | 199 | L       | Uppsala, Sweden         | 4/4/91    | Milwaukee (AHL)/ <b>Nashville (NHL)</b> /Cincinnati (ECHL)                         |
| Carter Hutton      | 6-1  | 197 | L       | Thunder Bay, Ont.       | 12/19/85  | <b>Nashville (NHL)</b>   |
| Janne Juvenon      | 6-1  | 177 | L       | Kiihtelysvaara, Finland | 10/3/94   | KooKoo (Finland-2)/Pelitlat (Finland-2)/Pelicans Jr. (Finland-Jr.)/Lahti (Finland) |
| Marek Mazanec      | 6-4  | 194 | R       | Pisek, Czech Rep.       | 7/18/91   | Milwaukee (AHL)/ <b>Nashville (NHL)</b>  |
| Pekka Rinne        | 6-5  | 205 | L       | Kempele, Finland        | 11/3/82   | <b>Nashville (NHL)</b> /Milwaukee (AHL)  |
| Juuse Saros        | 5-11 | 176 | L       | Forssa, Finland         | 4/19/95   | HPK (Finland)  |
| Rustam Sidikov     | 6-1  | 158 | L       | Moscow, Russia          | 7/5/85    | none   |



# THE PLAYERS

## HOW THE PREDATORS WERE BUILT

| SEASON              | ENTRY DRAFTS<br>(SIGNED)   | ENTRY DRAFTS<br>(UNSIGNED)  | TRADES/<br>COMPENSATION            | PRO/AMATEUR<br>FREE AGENTS |
|---------------------|--|---|------------------------------------|----------------------------|
| 1998-99             | 28-47-7, 63 Pts.   |   |                                    |                            |
| 1999-00             | 28-40-7-7, 70 Pts.   |   |                                    |                            |
| 2000-01             | 34-36-9-3, 80 Pts.   |   |                                    |                            |
| 2001-02             |  | ANTON LAVRENTIEV<br>(6th rd./178th overall)   |                                    |                            |
| 28-41-13-0, 69 Pts. |  |   |                                    |                            |
| 2002-03             | 27-35-13-7, 74 Pts.  |   |                                    |                            |
| 2003-04             | SHEA WEBER<br>(2nd rd./49th overall)   | KONSTANTIN GLAZACHEV<br>(2nd rd./35th overall)<br>GRIGORY SHAFIGULIN<br>(3rd rd./98th overall)<br>RUSTAM SIDIKOV<br>(4th rd./133rd overall) | SERGEI SOIN<br>(from COL, 6/21/03) |                            |
| 38-29-11-4, 91 Pts. |  |   |                                    |                            |
| 2004-05             | PEKKA RINNE<br>(8th rd./258th overall)   | DENIS KULYASH<br>(8th rd./243rd overall)  |                                    |                            |
| Did not play        |  |   |                                    |                            |
| 2005-06             |  | TEEMU LAAKSO<br>(3rd rd./78th overall)  |                                    |                            |
| 49-25-8, 106 Pts.   |  |   |                                    |                            |
| 2006-07             | 51-23-8, 110 Pts.  |   |                                    |                            |
| 2007-08             |  | ATTE ENGREN<br>(7th rd./204th overall)  |                                    |                            |
| 41-32-9, 91 Pts.    |  |   |                                    |                            |
| 2008-09             | COLIN WILSON<br>(1st rd./7th overall)<br>ROMAN JOSI<br>(2nd rd./38th overall)  |   |                                    |                            |
| 40-34-8, 88 Pts.    |  |   |                                    |                            |
| 2009-10             | RYAN ELLIS<br>(1st rd./11th overall)<br>ZACH BUDISH<br>(2nd rd./41st overall)<br>TAYLOR BECK<br>(3rd rd./70th overall)<br>CRAIG SMITH<br>(4th rd./98th overall)<br>MATTIAS EKHOLM<br>(4th rd./102nd overall)<br>GABRIEL BOURQUE<br>(5th rd./132nd overall) | NICK OLIVER<br>(4th rd./110th overall)  |                                    |                            |
| 47-29-6, 100 Pts.   |  |   |                                    |                            |
| 2010-11             | AUSTIN WATSON<br>(1st rd./8th overall)<br>TAYLOR ARONSON<br>(3rd rd./78th overall)<br>PATRICK CEHLIN<br>(5th rd./126th overall)<br>ANTHONY BITETTO<br>(6th rd./168th overall)  |   | MIKE FISHER<br>(from OTT, 2/10/11) |                            |
| 44-27-11, 99 Pts.   |  |   |                                    |                            |

# THE PLAYERS

## HOW THE PREDATORS WERE BUILT



| SEASON                              | ENTRY DRAFTS (SIGNED)  | ENTRY DRAFTS (UNSIGNED)   | TRADES/COMPENSATION  | PRO/AMATEUR FREE AGENTS  | WAIVERS                            |
|-------------------------------------|--|---|--|--|------------------------------------|
| <b>2011-12</b><br>48-26-8, 104 Pts. | MAGNUS HELLBERG<br>(92nd rd./38th overall)<br>MIIKKA SALOMAKI<br>(2nd rd./52nd overall)<br>JOSH SHALLA<br>(3rd rd./94th overall)<br>GARRETT NOONAN<br>(4th rd./112th overall)  |   | PAUL GAUSTAD<br>(from BUF, 2/27/12)  | VICTOR BARTLEY<br>(pro f.a., 5/24/11)<br>JUUSO PUUSTINEN<br>(pro f.a., 6/16/11)<br>SCOTT VALENTINE<br>(ama f.a., 9/30/11)  |                                    |
| <b>2012-13</b><br>16-23-9, 41 Pts.  | PONTUS ABERG<br>(2nd rd./37th overall)<br>COLTON SISSONS<br>(2nd rd./50th overall)<br>BRENDAN LEIPSIK<br>(3rd rd./89th overall)<br>MIKKO VAINONEN<br>(4th rd./118th overall)<br>MAX GORTZ<br>(6th rd./172nd overall)<br>MAREK MAZANEC<br>(6th rd./179th overall) | JIMMY VESEY<br>(3rd rd./66th overall)<br>ZACH STEPAN<br>(4th rd./112th overall)   | JOE PISKULA<br>(from CGY, 2/28/13)<br>FILIP FORSBERG<br>(from WSH, 4/3/13) | JOONAS JARVINEN<br>(pro f.a., 5/30/12)<br>KEVIN HENDERSON<br>(pro f.a., 7/1/12)  | RICH CLUNE<br>(from L.A., 1/15/13) |
| <b>2013-14</b>                      | SETH JONES<br>(1st rd./4th overall)<br>JONATHAN-ISMAEL DIABY<br>(3rd rd./64th overall)<br>FELIX GIRARD<br>(4th rd./95th overall)   | JUUSE SAROS<br>(4th rd./99th overall)<br>SAKU MAENALANEN<br>(5th rd./125th overall)<br>TEEMU KIVIHALME<br>(5th rd./140th overall)<br>EMIL PETTERSSON<br>(6th rd./155th overall)<br>TOMMY VEILLEUX<br>(6th rd./171st overall)<br>WADE MURPHY<br>(7th rd./185th overall)<br>JANNE JUUVONEN<br>(7th rd./203rd overall) |  | MARK VAN GUILDER<br>(pro f.a., 5/20/13)<br>MATT CULLEN<br>(pro f.a., 7/5/13)<br>CARTER HUTTON<br>(pro f.a., 7/5/13)<br>ERIC NYSTROM<br>(pro f.a., 7/5/13)<br>VIKTOR STALBERG<br>(pro f.a., 7/5/13)<br>SIMON MOSER<br>(pro f.a., 9/30/13) |                                    |
| <b>2014-15</b>                      | KEVIN FIALA<br>(1st rd./11th overall)<br>VIKTOR ARVIDSSON<br>(4th rd./112th overall)   | VLADISLAV KAMENEV<br>(2nd rd./42nd overall)<br>JACK DOUGHERTY<br>(2nd rd./51st overall)<br>JUSTIN KIRKLAND<br>(3rd rd./62nd overall)<br>JOONAS LYYTINEN<br>(5th rd./132nd overall)<br>AARON IRVING<br>(6th rd./162nd overall)   | JAMES NEAL<br>(from PIT, 6/27/14)  | JOHAN ALM<br>(pro f.a., 5/28/14)<br>OLLI JOKINEN<br>(pro f.a., 7/2/14)<br>ANTON VOLCHENKOV<br>(pro f.a., 7/7/14)<br>MIKE RIBEIRO<br>(pro f.a., 7/15/14)<br>DEREK ROY<br>(pro f.a., 7/15/14)  |                                    |
| <b>TOTALS:</b>                      | <b>(29)</b>  | <b>(22)</b>   | <b>(6)</b>   | <b>(16)</b>  | <b>(1)</b>                         |



# VICTOR BARTLEY

**VICTOR BARTLEY**  
(VIHK-tohr BAHRT-lee)  
Defense

**SHOOTS:** Left  
**HEIGHT:** 6-0  
**WEIGHT:** 205

**DOB:** February 17, 1988  
**BIRTHPLACE:** Ottawa, Ontario  
**HOMETOWN:** Maple Ridge, British Columbia

**ACQUIRED**  
May 24, 2011 - Signed as a free agent by Nashville.

## VERSUS THE NHL

|      | GP | G  | A  | PTS | PIM |
|------|----|----|----|-----|-----|
| ANA  | 2  | 0  | 1  | 1   | 0   |
| ARI  | 3  | 0  | 0  | 0   | 0   |
| BOS  | 0  | 0  | 0  | 0   | 0   |
| BUF  | 1  | 0  | 0  | 0   | 5   |
| CGY  | 5  | 1  | 2  | 3   | 2   |
| CAR  | 1  | 0  | 1  | 1   | 0   |
| CHI  | 7  | 0  | 3  | 3   | 2   |
| COL  | 5  | 0  | 0  | 0   | 0   |
| CBJ  | 4  | 0  | 0  | 0   | 0   |
| DAL  | 7  | 0  | 1  | 1   | 2   |
| DET  | 3  | 0  | 0  | 0   | 0   |
| EDM  | 5  | 0  | 1  | 1   | 0   |
| FLA  | 1  | 0  | 0  | 0   | 0   |
| L.A. | 1  | 0  | 0  | 0   | 2   |
| MIN  | 5  | 0  | 1  | 1   | 4   |
| MTL  | 1  | 0  | 0  | 0   | 2   |
| NSH  | -- | -- | -- | --  | --  |
| N.J. | 0  | 0  | 0  | 0   | 0   |
| NYI  | 2  | 0  | 0  | 0   | 0   |
| NYR  | 2  | 0  | 0  | 0   | 0   |
| OTT  | 0  | 0  | 0  | 0   | 0   |
| PHI  | 2  | 0  | 0  | 0   | 0   |
| PIT  | 0  | 0  | 0  | 0   | 0   |
| STL  | 3  | 0  | 0  | 0   | 6   |
| S.J. | 2  | 0  | 1  | 1   | 0   |
| T.B. | 1  | 0  | 0  | 0   | 0   |
| TOR  | 2  | 0  | 0  | 0   | 0   |
| VAN  | 5  | 0  | 1  | 1   | 4   |
| WSH  | 2  | 0  | 0  | 0   | 0   |
| WPG  | 2  | 0  | 0  | 0   | 0   |

**2013:14:** Spent his first full season at the NHL level, appearing in 50 games... Ranked third on the team in blocked shots per game (1.58)... Scored his first career goal in his 64th career game on March 21 at Calgary... Recorded three of his five assists in a span of four games in which he dressed from Jan. 26-Feb. 8.

**2012:13:** Recalled from Milwaukee on March 8, and appeared in 24 of Nashville's final 25 games... Played at least 20 minutes in nine of his final 13 games, and ranked fourth on the team in average ice time (19:32)... Led Nashville defensemen in plus/minus rating (+2)... Notched his first career point/assist on March 21 vs. Calgary... Recorded his first career multi-point/assist performance of his career on April 19 at Chicago... Represented the Admirals at the 2013 AHL All-Star Classic... Led Milwaukee defensemen and was ranked among the AHL's Top 20 defensemen in points with 26 (7g-19a) in 54 games at the time of his last AHL regular-season game.

**2011:12:** Tied for 10th among American Hockey League defensemen, and second among AHL rookie defensemen, in points (39) in his first season with Milwaukee... Tied for ninth among AHL blueliners, and 11th among all rookie skaters, in assists (30)... The only Milwaukee skater, and one of eight rookies league-wide, to appear in all 76 of his club's games... Ranked second on the Admirals in assists and power-play points (tied, 7g-15a-22pts), and fourth in points during his rookie season... Tied for eighth among league rookies in plus/minus rating (+12).

**AMATEUR/CAREER NOTES:** Spent the 2010-11 campaign with Rogle of Sweden's second division (Allsvenskan), ranking second among league defensemen in points and assists, and tied for third in goals (11g-23a-34pts, 52gp)...

Ranked second among league blueliners in shots on goal (132), in addition to leading Rogle in the category... Ranked second on the 2010-11 Rogle club in penalty minutes (56)... Tied for first in assists and sixth in points (2g-7a-9pts) among all skaters during 2011 qualification play (Kval till Elitserien)... Played five Western Hockey League seasons with Kamloops and Regina from 2004-09, amassing 168 points (36g-132a) and 466 penalty minutes in 336 games... Tied for ninth among WHL defensemen in goals (15) and ranked 12th in points (46) as captain of the Regina Pats in 2008-09... Also tied for fifth among WHL blueliners in power-play goals (10) in 2008-09... Ranked among the Top 15 WHL defensemen in both goals (10) and points (42) while splitting the 2007-08 season between the Pats and Blazers... One of only two defensemen to post at least 40 points (43) and 100 penalty minutes (104) with Kamloops in 2006-07... Tied for eighth among league blueliners in assists (39) in 2006-07... Represented Canada at the 2006 U-18 World Championship, posting a pair of points (1g-1a) in seven games... Earned a silver medal with Team Pacific at the 2005 World Under-17 Hockey Challenge, ranking second among defensemen in assists (5), and fourth in points (5) in the process.

**BACKGROUND:** Nickname: "Barts"... On Twitter @VicBartley8... Has two dogs named Ryder and Panda... Favorites include 300 (movie), Keith Urban (musician), Virago (Nashville restaurant) and Jennifer Aniston (actress)... Considers McDonald's his guilty pleasure... Says a cougar would be his spirit animal, and snakes are the one thing he's most afraid of... The thing that surprised him most about Nashville was the unbelievable fan support.

**TRANSACTIONS:** May 24, 2011 - Signed as a free agent by Nashville.





## CAREER HIGHLIGHTS

|  |  |
|--|--|
| <b>MOST GOALS, GAME:</b><br>1 - March 21, 2014 at Calgary                    | <b>CAREER HAT TRICKS:</b><br>None  |
| <b>MOST ASSISTS, GAME:</b><br>2 - April 19, 2013 at Chicago                  | <b>CAREER PENALTY SHOTS:</b><br>None                                       |
| <b>MOST POINTS, GAME:</b><br>2 - April 19, 2013 at Chicago (2a)              | <b>CAREER OVERTIME POINTS:</b><br>None                                     |
| <b>MOST PIM, GAME:</b><br>6 - Oct. 3, 2013 at St. Louis                      | <b>FIRST NHL GAME:</b><br>March 8, 2013 vs. Edmonton                       |
| <b>MOST SHOTS, GAME:</b><br>3 - Jan. 18, 2014 vs. Colorado                   | <b>FIRST NHL GOAL:</b><br>March 21, 2014 at Calgary (Joni Ortio)           |
| <b>LONGEST GOAL-SCORING STREAK:</b><br>None                                  | <b>FIRST GAME AS A PREDATOR:</b><br>March 8, 2013 vs. Edmonton             |
| <b>LONGEST ASSIST STREAK:</b><br>2 - twice, last (2a), Feb. 6-8, 2014        | <b>FIRST GOAL AS A PREDATOR:</b><br>March 21, 2014 at Calgary (Joni Ortio) |
| <b>LONGEST POINT-SCORING STREAK:</b><br>2 - twice, last (2a), Feb. 6-8, 2014 |  |

## INTERNATIONAL RECORD

Canada

| Year | Event   | GP | G | A | PTS | PIM |
|------|---------|----|---|---|-----|-----|
| 2006 | U-18 WC | 7  | 1 | 1 | 2   | 10  |


## CAREER RECORD

| SEASON                      | CLUB       | LEAGUE   | Regular Season |          |           |           |           | Playoffs |          |          |          |          |
|-----------------------------|------------|----------|----------------|----------|-----------|-----------|-----------|----------|----------|----------|----------|----------|
|                             |            |          | GP             | G        | A         | PTS       | PIM       | GP       | G        | A        | PTS      | PIM      |
| 2003-04                     | Kamloops   | WHL      | 3              | 0        | 0         | 0         | 0         | --       | --       | --       | --       | --       |
| 2004-05                     | Kamloops   | WHL      | 68             | 4        | 6         | 10        | 58        | 5        | 0        | 3        | 3        | 4        |
| 2005-06                     | Kamloops   | WHL      | 65             | 3        | 24        | 27        | 114       | --       | --       | --       | --       | --       |
| 2006-07                     | Kamloops   | WHL      | 67             | 4        | 39        | 43        | 104       | 4        | 0        | 2        | 2        | 8        |
| 2007-08                     | Kamloops   | WHL      | 36             | 3        | 15        | 18        | 51        | --       | --       | --       | --       | --       |
|                             | Regina     | WHL      | 25             | 7        | 17        | 24        | 42        | 6        | 1        | 3        | 4        | 8        |
| 2008-09                     | Regina     | WHL      | 72             | 15       | 31        | 46        | 97        | --       | --       | --       | --       | --       |
|                             | Providence | AHL      | 10             | 0        | 0         | 0         | 6         | --       | --       | --       | --       | --       |
| 2009-10                     | Utah       | ECHL     | 21             | 2        | 11        | 13        | 21        | --       | --       | --       | --       | --       |
|                             | Bridgeport | AHL      | 8              | 2        | 0         | 2         | 6         | --       | --       | --       | --       | --       |
| 2010-11                     | Rogle      | Sweden-2 | 52             | 11       | 23        | 34        | 56        | 10       | 2        | 7        | 9        | 8        |
| 2011-12                     | Milwaukee  | AHL      | 76             | 9        | 30        | 39        | 64        | 1        | 1        | 0        | 1        | 0        |
| 2012-13                     | Milwaukee  | AHL      | 54             | 7        | 19        | 26        | 35        | 2        | 0        | 1        | 1        | 0        |
|                             | Nashville  | NHL      | 24             | 0        | 7         | 7         | 6         | --       | --       | --       | --       | --       |
| 2013-14                     | Nashville  | NHL      | 50             | 1        | 5         | 6         | 23        | --       | --       | --       | --       | --       |
| <b>NHL/PREDATORS TOTALS</b> |            |          | <b>74</b>      | <b>1</b> | <b>12</b> | <b>13</b> | <b>29</b> | <b>0</b> | <b>0</b> | <b>0</b> | <b>0</b> | <b>0</b> |

## STATISTICAL BREAKDOWN

| YEAR          | TEAM | PP       | SH       | GW       | S         | %           | +/-      | TF       | FW       | F%          | MIN          | H          | BS         | Shootouts |          |             |          |
|---------------|------|----------|----------|----------|-----------|-------------|----------|----------|----------|-------------|--------------|------------|------------|-----------|----------|-------------|----------|
|               |      |          |          |          |           |             |          |          |          |             |              |            |            | S         | G        | S%          | GDG      |
| 2012-13       | NSH  | 0        | 0        | 0        | 19        | 0.0%        | 2        | 0        | 0        | 0.0         | 19:32        | 35         | 28         | 0         | 0        | .000        | 0        |
| 2013-14       | NSH  | 0        | 0        | 0        | 21        | 4.8%        | 0        | 0        | 0        | 0.0         | 15:21        | 81         | 79         | 0         | 0        | .000        | 0        |
| <b>TOTALS</b> |      | <b>0</b> | <b>0</b> | <b>0</b> | <b>40</b> | <b>2.5%</b> | <b>2</b> | <b>0</b> | <b>0</b> | <b>0.0%</b> | <b>16:42</b> | <b>116</b> | <b>107</b> | <b>0</b>  | <b>0</b> | <b>.000</b> | <b>0</b> |





# GABRIEL BOURQUE

## GABRIEL BOURQUE

(gah-BREE-ehl BOHRK)

Left Wing

**SHOOTS:** Left

**HEIGHT:** 5-9

**WEIGHT:** 205

**DOB:** September 23, 1990

**BIRTHPLACE:** Rimouski, Quebec

**HOMETOWN:** Rimouski, Quebec

## ACQUIRED

**June 27, 2009** – Nashville's ninth choice, 132nd overall (fifth round), in the 2009 Entry Draft.

## VERSUS THE NHL

|      | GP | G  | A  | PTS | PIM |
|------|----|----|----|-----|-----|
| ANA  | 7  | 0  | 3  | 3   | 4   |
| ARI  | 7  | 3  | 1  | 4   | 2   |
| BOS  | 3  | 0  | 0  | 0   | 0   |
| BUF  | 2  | 0  | 2  | 2   | 0   |
| CGY  | 6  | 1  | 2  | 3   | 0   |
| CAR  | 4  | 1  | 1  | 2   | 2   |
| CHI  | 11 | 1  | 4  | 5   | 2   |
| COL  | 10 | 1  | 4  | 5   | 2   |
| CBJ  | 6  | 1  | 4  | 5   | 0   |
| DAL  | 10 | 5  | 2  | 7   | 0   |
| DET  | 7  | 3  | 0  | 3   | 0   |
| EDM  | 7  | 1  | 2  | 3   | 0   |
| FLA  | 3  | 0  | 1  | 1   | 0   |
| L.A. | 8  | 2  | 3  | 5   | 2   |
| MIN  | 10 | 1  | 0  | 1   | 2   |
| MTL  | 2  | 1  | 0  | 1   | 0   |
| NSH  | -- | -- | -- | --  | --  |
| N.J. | 2  | 0  | 0  | 0   | 0   |
| NYI  | 2  | 0  | 0  | 0   | 2   |
| NYR  | 3  | 0  | 0  | 0   | 2   |
| OTT  | 2  | 1  | 0  | 1   | 0   |
| PHI  | 4  | 0  | 3  | 3   | 0   |
| PIT  | 3  | 1  | 0  | 1   | 0   |
| STL  | 10 | 1  | 0  | 1   | 0   |
| S.J. | 5  | 1  | 1  | 2   | 0   |
| T.B. | 2  | 0  | 0  | 0   | 0   |
| TOR  | 1  | 0  | 1  | 1   | 0   |
| VAN  | 6  | 1  | 0  | 1   | 0   |
| WSH  | 2  | 0  | 0  | 0   | 0   |
| WPG  | 6  | 1  | 0  | 1   | 0   |

**2013-14:** Set career highs in games played (74), points (26) and assists (17)... Scored seven of his nine goals on the road... One of just nine NHLers to play more than 70 games and be assessed less than 10 penalty minutes... Recorded his first career multi-goal (2g) game on April 8 vs. Dallas... Played in his 100th career game on Nov. 28 vs. Edmonton... After missing Nashville's Nov. 12 game at the NY Islanders due to the birth of his daughter, posted eight points (3g-5a) in his next nine games.

**2012-13:** Ranked second on the team in goals (11) despite missing the final 12 games of the season - and 14 total - due to injury... Ranked fourth in the NHL in shooting percentage among players with at least 10 goals (22.0 percent)... Tied for second on the team in power-play goals (3)... Scored seven goals and amassed 10 points in 14 games during the month of March... A team-high seven of his 11 goals came on the road... Tied for the team lead in plus/minus rating (+6)... Set a career high in average ice time (15:49)... Scored the Predators lone shorthanded goal of the season on March 2 at San Jose, and was one of three Preds with multiple game-winning goals (2)... Notched his first career power-play goal on Feb. 14 vs. Phoenix... Played with Milwaukee (AHL) from October-January, registering 12 points (7g-5a) in 15 games. Missed 24 games during two separate stints on the injured list.

**2011-12:** Ranked ninth in points per game among NHL rookies who appeared in at least half their team's games (44)... Scored his first career game-winning goal on March 24 vs. Winnipeg... Started the season with Milwaukee, playing 25 games, before being recalled for the remainder of the season on Dec. 27. **PLAYOFFS:** Tied for the team lead in goals (3), and ranked third in points (5)... Tied for third among rookie forwards in goals, and tied for sixth in points... Ranked eighth among rookie forwards in hits (21)... Set franchise records for points (3g-1a-4pts) and plus-minus rating (+5) by a rookie in a playoff series in the WCQ vs. Detroit... Scored two goals, including the game winner, in his NHL playoff debut - Game One of the WCQ vs. Detroit - becoming the third player in the previous 14 playoff years to attain the feat.

**2010-11:** Played his first professional season with Milwaukee, ranking third on the team in goals (18)... Paced Admiral forwards in games played (78), while tying for second among club forwards in plus/minus rating (+10)... Tied for second on the Admirals in power-play goals (5)... Converted four of seven shootout attempts (57.1 percent), tying for the Milwaukee club lead in shootout efficiency... Led Milwaukee in 2011 Calder Cup Playoff goals (7) and points (13), while ranking second on the team in postseason plus/minus (+7)... Notched five points (2g-3a) in his pro playoff debut, Game One of the West Division Semifinals vs. Texas (April 14, 2011).

**AMATEUR:** Helped Moncton win the 2010 President's Trophy as QMJHL Champions and advance to the 2010 Memorial Cup... Awarded the 2010 Guy Lafleur Trophy as playoff MVP after pacing all skaters in goals (19) and ranking third in points (29) in 21 games during the postseason... Tied for first in the 2010 postseason in game-winning goals (4), ranked second in plus/minus rating (+19), and tied for third in power-play goals (5)... Played for Team QMJHL in the 2009 Subway Super Series, notching three points (2g-1a), including both game winners, in two games... Earned a silver medal with Canada at the 2010 World Junior Championship... Tied a Team Canada record for points in a World Junior Championship game with seven (3g-4a) in the nation's opening-game win over Latvia... Tied for seventh at the 2010 WJC in assists (6) and tied for 11th in points (9)... Ranked third on Baie-Comeau in points (6), goals (2), assists (39) and penalty minutes (82) in 2008-09... Captained the Drakkar in 2008-09... Led all Baie-Comeau rookies in points (28), goals (10) and assists (18) in 2007-08.

**BACKGROUND:** Nickname "Bourqie"... Favorites include Bon Cop, Bad Cop (movie), Virago (Nashville restaurant), Joe Sakic (player to watch), chocolate lava cake (guilty pleasure) and parmesan cheese (condiment)... If he could change one NHL rule, it would be the delay-of-game penalty... His hidden talent is cooking... Has a Golden Retriever named Bailey... Wife: Kristina, Daughter: Malika.

**TRANSACTIONS:** **June 27, 2009** - Nashville's ninth choice, 132nd overall (fifth round), in the 2009 Entry Draft.



## INTERNATIONAL RECORD

Canada

| Year | Event | GP | G | A | PTS | PIM |
|------|-------|----|---|---|-----|-----|
| 2010 | WJC   | 6  | 3 | 6 | 9   | 4   |

## CAREER RECORD

| SEASON                      | CLUB        | LEAGUE | Regular Season |           |           |           |           | Playoffs  |          |          |          |          |
|-----------------------------|-------------|--------|----------------|-----------|-----------|-----------|-----------|-----------|----------|----------|----------|----------|
|                             |             |        | GP             | G         | A         | PTS       | PIM       | GP        | G        | A        | PTS      | PIM      |
| 2007-08                     | Baie-Comeau | OMJHL  | 65             | 10        | 18        | 28        | 38        | --        | --       | --       | --       | --       |
| 2008-09                     | Baie-Comeau | OMJHL  | 60             | 22        | 39        | 61        | 82        | 19        | 2        | 9        | 11       | 48       |
| 2009-10                     | Baie-Comeau | OMJHL  | 30             | 13        | 25        | 38        | 61        | 20        | 3        | 11       | 14       | 21       |
|                             | Moncton     | OMJHL  | 25             | 3         | 11        | 14        | 37        | 21        | 2        | 12       | 14       | 30       |
| 2010-11                     | Milwaukee   | AHL    | 78             | 18        | 18        | 36        | 19        | 3         | 0        | 2        | 2        | 10       |
| 2011-12                     | Nashville   | NHL    | 43             | 7         | 12        | 19        | 6         | 10        | 3        | 2        | 5        | 4        |
|                             | Milwaukee   | AHL    | 25             | 2         | 14        | 16        | 23        | --        | --       | --       | --       | --       |
| 2012-13                     | Milwaukee   | AHL    | 15             | 7         | 5         | 12        | 4         | --        | --       | --       | --       | --       |
|                             | Nashville   | NHL    | 34             | 11        | 5         | 16        | 4         | --        | --       | --       | --       | --       |
| 2013-14                     | Nashville   | NHL    | 74             | 9         | 17        | 26        | 8         | --        | --       | --       | --       | --       |
| <b>NHL/PREDATORS TOTALS</b> |             |        | <b>154</b>     | <b>27</b> | <b>34</b> | <b>61</b> | <b>18</b> | <b>10</b> | <b>3</b> | <b>2</b> | <b>5</b> | <b>4</b> |

## STATISTICAL BREAKDOWN

| YEAR          | TEAM | PP       | SH       | GW       | S          | %            | +/-       | TF       | FW       | F%           | MIN          | H          | BS        | Shootouts |          |             |          |
|---------------|------|----------|----------|----------|------------|--------------|-----------|----------|----------|--------------|--------------|------------|-----------|-----------|----------|-------------|----------|
|               |      |          |          |          |            |              |           |          |          |              |              |            |           | S         | G        | S%          | GDG      |
| 2011-12       | NSH  | 0        | 0        | 1        | 59         | 11.9%        | -2        | 2        | 1        | 50.0%        | 12:47        | 66         | 19        | 0         | 0        | .000        | 0        |
| 2012-13       | NSH  | 3        | 1        | 2        | 50         | 22.0%        | 6         | 6        | 4        | 66.7%        | 15:49        | 39         | 23        | 3         | 1        | .333        | 0        |
| 2013-14       | NSH  | 0        | 0        | 1        | 108        | 8.3%         | -5        | 1        | 0        | 0.0%         | 13:50        | 70         | 34        | 3         | 0        | .000        | 0        |
| <b>TOTALS</b> |      | <b>3</b> | <b>1</b> | <b>4</b> | <b>217</b> | <b>12.4%</b> | <b>-1</b> | <b>9</b> | <b>5</b> | <b>55.6%</b> | <b>13:59</b> | <b>175</b> | <b>76</b> | <b>6</b>  | <b>1</b> | <b>.333</b> | <b>0</b> |

## CAREER HIGHLIGHTS

### MOST GOALS, GAME:

2 - April 8, 2014 at Dallas

### MOST ASSISTS, GAME:

2 - three times, last Nov. 27, 2013 at Columbus

### MOST POINTS, GAME:

2 - six times, last (2g) April 8, 2014 at Dallas

### MOST PIM, GAME:

4 - Jan. 9, 2014 vs. Anaheim

### MOST SHOTS, GAME:

5 - three times, last Jan. 26, 2014 at Edmonton

### LONGEST GOAL-SCORING STREAK:

3 - (3g) March 12-15, 2013

### LONGEST ASSIST STREAK:

3 - (3a) Feb. 25-28, 2012

### LONGEST POINT-SCORING STREAK:

4 - twice, last (1g-3a) March 21-27, 2014

### CAREER HAT TRICKS:

None

### CAREER PENALTY SHOTS:

None

### CAREER OVERTIME POINTS:

None

### FIRST NHL GAME:

Dec. 28, 2011 vs. Minnesota

### FIRST NHL GOAL:

Jan. 5, 2012 vs. Dallas (Kari Lehtonen)

### FIRST GAME AS A PREDATOR:

Dec. 28, 2011 vs. Minnesota

### FIRST GOAL AS A PREDATOR:

Jan. 5, 2012 vs. Dallas (Kari Lehtonen)



# RICH CLUNE

**RICH CLUNE**  
(RITCH KLOON)  
Left Wing

**SHOOTS:** Left  
**HEIGHT:** 5-11  
**WEIGHT:** 219  
**DOB:** April 25, 1987  
**BIRTHPLACE:** Toronto, Ontario  
**HOMETOWN:** Toronto, Ontario

**ACQUIRED**  
**January 15, 2013** - Claimed on waivers by Nashville, from Los Angeles.

**2013-14:** Ranked fourth in the NHL in penalty minutes (166). It was the third-highest total in franchise history and highest since the team's inaugural season (1998-99)... Ranked second in the League in major penalties (16)... Ranked third on the team in hits (132) while playing a career-high 58 games... Notched four of his seven points with a pair of multi-point games, scoring his second career game-winning goal and adding an assist on Dec. 10 at NY Rangers, and posting two assists on March 27 vs. Buffalo... Appeared in his 100th career game on March 1 vs. Winnipeg.

**2012-13:** Ranked fourth in the NHL in penalty minutes (113), becoming the first Predator in four seasons to surpass the 100-minute mark... Tied for second in the League in major penalties (13), with all but one of them being fighting majors... Ranked sixth in the League in hits (159)... Appeared in 47 consecutive games after sitting out the season opener... Ranked third on the team in plus/minus rating (+3), finishing with a plus or even rating in 41-of-47 games... Scored the eighth penalty-shot goal in franchise history on March 12 at Dallas... His first career goal on Feb. 5 at St. Louis was also his first game-winning goal... Had seven points (2g-5a) and 98 penalty minutes in 35 games with the Manchester Monarchs prior to being claimed by Nashville.

**CAREER NOTES:** Ranked third in the American Hockey League in penalty minutes (253) with Manchester in **2011-12** despite playing in only 56 of the team's 76 games... Ranked 10th in AHL penalty minutes in **2010-11** with Manchester (222)... Tied for third on the Monarchs in assists (3) during the 2011 playoffs... Started the **2009-10** season with Manchester, before playing his first 14 NHL games with Los Angeles from February-April... Posted his first two points/assists with the Kings in his second NHL game on Feb. 13, 2010 vs. Colorado... Suited up for four of L.A.'s six games during the 2010 WCO

vs. Vancouver... Played his first season with Manchester in **2008-09**, being limited to 35 games due to a training camp injury... Split his first professional season between Iowa (AHL) and Idaho (ECHL) in **2007-08**, ranking second on the Iowa Chops and 10th among AHL rookies in penalty minutes (137)... Made his pro debut in Iowa's **2006-07** season finale on April 14 at Chicago.

**AMATEUR:** Ranked third on the Barrie Colts (OHL) in points, goals and assists (32g-46a-78pts) in his lone season with the club in 2006-07... One of two OHLers (Cal Clutterbuck) with more than 60 points and 150 penalty minutes in 2006-07... Ranked third on the Sarnia Sting in points (20g-32a-52pts) and led the team in penalty minutes (126) in his final season with the club in 2005-06... Recipient of the 2005 Bobby Smith Trophy as the OHL's scholastic player of the year... Earned a gold medal with Canada at the 2005 Junior World Cup (now the Ivan Hlinka Tournament)... Tied for second on the Sting in goals (21), ranked third in points (34) and paced the club in plus/minus (+1) in 2004-05... Earned a silver medal with Canada at the 2005 U-18 World Championship. Tied for fifth on Team Canada (with now-Pittsburgh defenseman Kris Letang) in points with four (2g-2a) in six games... Helped Team Ontario claim gold at the 2004 Under-17 World Hockey Challenge, leading the tournament in assists (8) and tying for eighth among all skaters in points (9) on a team that included six future NHL first-round picks... Ranked second among rookie Sarnia skaters in points (3g-13a-16pts) in 2003-04.

**BACKGROUND:** Nickname: "Dickie"... On Twitter: @RichCluneShow... Works closely with Renascent, Canada's leading alcohol and drug treatment center, raising funds and awareness for their cause... Considers reading his horoscope to be his guilty pleasure... Favorites include Johnny Cash (musician), Sean Avery and Ron Hextall (hockey players to watch), Lawless (movie)... His hidden talent is singing and playing the guitar... Was featured in Nashville Lifestyles magazine's "Single in the City" issue in February 2014.

**TRANSACTIONS:** **Jan. 15, 2013** - Claimed on waivers by Nashville, from Los Angeles... **July 21, 2008** - Acquired by Los Angeles from Dallas for forward Lauri Tukonen... **July 30, 2005** - Dallas' third selection, 71st overall (third round), in the 2005 Entry Draft.

## VERSUS THE NHL WITH PREDATORS

|      | GP | G | A | PTS | PIM | GP | G  | A  | PTS | PIM |
|------|----|---|---|-----|-----|----|----|----|-----|-----|
| ANA  | 7  | 1 | 1 | 2   | 26  | 6  | 0  | 1  | 1   | 26  |
| ARI  | 6  | 1 | 0 | 1   | 18  | 5  | 1  | 0  | 1   | 11  |
| BOS  | 0  | 0 | 0 | 0   | 0   | 0  | 0  | 0  | 0   | 0   |
| BUF  | 2  | 0 | 2 | 2   | 4   | 2  | 0  | 2  | 2   | 4   |
| CGY  | 5  | 0 | 1 | 1   | 13  | 5  | 0  | 1  | 1   | 21  |
| COL  | 0  | 0 | 0 | 0   | 0   | 0  | 0  | 0  | 0   | 0   |
| CHI  | 12 | 0 | 0 | 0   | 26  | 10 | 0  | 0  | 0   | 18  |
| COL  | 9  | 0 | 2 | 2   | 23  | 7  | 0  | 0  | 0   | 16  |
| CBJ  | 7  | 0 | 1 | 1   | 21  | 6  | 0  | 1  | 1   | 21  |
| DAL  | 10 | 1 | 2 | 3   | 9   | 7  | 1  | 2  | 3   | 7   |
| DET  | 5  | 0 | 1 | 1   | 6   | 5  | 0  | 1  | 1   | 6   |
| EDM  | 7  | 1 | 0 | 1   | 13  | 6  | 1  | 0  | 1   | 13  |
| FLA  | 0  | 0 | 0 | 0   | 0   | 0  | 0  | 0  | 0   | 0   |
| L.A. | 4  | 0 | 0 | 0   | 24  | 4  | 0  | 0  | 0   | 24  |
| MIN  | 8  | 1 | 0 | 1   | 35  | 8  | 1  | 0  | 1   | 35  |
| MTL  | 1  | 0 | 0 | 0   | 5   | 0  | 0  | 0  | 0   | 0   |
| NSH  | 2  | 0 | 0 | 0   | 5   | -- | -- | -- | --  | --  |
| N.J. | 2  | 0 | 0 | 0   | 2   | 2  | 0  | 0  | 0   | 2   |
| NYI  | 1  | 0 | 0 | 0   | 7   | 1  | 0  | 0  | 0   | 7   |
| NYR  | 1  | 1 | 1 | 2   | 0   | 1  | 1  | 1  | 2   | 0   |
| OTT  | 2  | 0 | 0 | 0   | 7   | 2  | 0  | 0  | 0   | 7   |
| PHI  | 1  | 0 | 0 | 0   | 0   | 1  | 0  | 0  | 0   | 0   |
| PIT  | 0  | 0 | 0 | 0   | 0   | 0  | 0  | 0  | 0   | 0   |
| STL  | 8  | 1 | 0 | 1   | 18  | 8  | 1  | 0  | 1   | 18  |
| S.J. | 6  | 0 | 0 | 0   | 7   | 6  | 0  | 0  | 0   | 7   |
| T.B. | 2  | 0 | 0 | 0   | 5   | 2  | 0  | 0  | 0   | 0   |
| TOR  | 2  | 0 | 0 | 0   | 0   | 1  | 0  | 0  | 0   | 5   |
| VAN  | 4  | 0 | 0 | 0   | 15  | 4  | 0  | 0  | 0   | 15  |
| WSH  | 2  | 0 | 0 | 0   | 14  | 2  | 0  | 0  | 0   | 14  |
| WPG  | 3  | 0 | 0 | 0   | 11  | 3  | 0  | 0  | 0   | 11  |



## CAREER HIGHLIGHTS

|   |  |
|---|--|
| <b>MOST GOALS, GAME:</b><br>1 - seven times, last April 13, 2014 at Minnesota         | <b>CAREER HAT TRICKS:</b><br>None  |
| <b>MOST ASSISTS, GAME:</b><br>2 - twice, last March 27, 2014 vs. Buffalo              | <b>CAREER PENALTY SHOTS:</b><br>1 - March 12, 2013 at Dallas (Kari Lehtonen): Goal |
| <b>MOST POINTS, GAME:</b><br>2 - three times, last (2a) March 27, 2014 vs. Buffalo    | <b>CAREER OVERTIME POINTS:</b><br>None   |
| <b>MOST PIM, GAME:</b><br>17 - twice, last Feb. 8, 2014 vs. Anaheim                   | <b>FIRST NHL GAME:</b><br>Feb. 11, 2010 vs. Edmonton                               |
| <b>MOST SHOTS, GAME:</b><br>4 - Feb. 23, 2013 at Detroit                              | <b>FIRST NHL GOAL:</b><br>Feb. 5, 2013 at St. Louis (Brian Elliott)                |
| <b>LONGEST GOAL-SCORING STREAK:</b><br>None   | <b>FIRST GAME AS A PREDATOR:</b><br>Jan. 21, 2013 vs. St. Louis                    |
| <b>LONGEST ASSIST STREAK:</b><br>2 - three times, last (3a), March 27-28, 2014        | <b>FIRST GOAL AS A PREDATOR:</b><br>Feb. 5, 2013 at St. Louis (Brian Elliott)      |
| <b>LONGEST POINT-SCORING STREAK:</b><br>2 - three times, last (3a), March 27-28, 2014 |  |

## INTERNATIONAL RECORD

Canada

| Year | Event   | GP | G | A | PTS | PIM |
|------|---------|----|---|---|-----|-----|
| 2005 | U-18 WC | 6  | 2 | 2 | 4   | 12  |

## CAREER RECORD

| SEASON           | CLUB        | LEAGUE | Regular Season |    |    |     |     | Playoffs |    |    |     |     |
|------------------|-------------|--------|----------------|----|----|-----|-----|----------|----|----|-----|-----|
|                  |             |        | GP             | G  | A  | PTS | PIM | GP       | G  | A  | PTS | PIM |
| 2003-04          | Sarnia      | OHL    | 58             | 3  | 13 | 16  | 72  | 5        | 0  | 1  | 1   | 0   |
| 2004-05          | Sarnia      | OHL    | 68             | 21 | 13 | 34  | 103 | --       | -- | -- | --  | --  |
| 2005-06          | Sarnia      | OHL    | 61             | 20 | 32 | 52  | 126 | --       | -- | -- | --  | --  |
| 2006-07          | Barrie      | OHL    | 67             | 32 | 46 | 78  | 151 | 8        | 3  | 4  | 7   | 8   |
|                  | Iowa        | AHL    | 1              | 0  | 0  | 0   | 2   | --       | -- | -- | --  | --  |
| 2007-08          | Iowa        | AHL    | 38             | 3  | 5  | 8   | 137 | --       | -- | -- | --  | --  |
|                  | Idaho       | ECHL   | 19             | 1  | 9  | 10  | 41  | --       | -- | -- | --  | --  |
| 2008-09          | Manchester  | AHL    | 35             | 3  | 6  | 9   | 87  | --       | -- | -- | --  | --  |
| 2009-10          | Los Angeles | NHL    | 14             | 0  | 2  | 2   | 26  | 4        | 0  | 0  | 0   | 5   |
|                  | Manchester  | AHL    | 44             | 4  | 10 | 14  | 126 | --       | -- | -- | --  | --  |
| 2010-11          | Manchester  | AHL    | 66             | 8  | 14 | 22  | 222 | 7        | 0  | 3  | 3   | 6   |
| 2011-12          | Manchester  | AHL    | 56             | 6  | 9  | 15  | 253 | 4        | 0  | 0  | 0   | 14  |
| 2012-13          | Manchester  | AHL    | 35             | 2  | 5  | 7   | 98  | --       | -- | -- | --  | --  |
|                  | Nashville   | NHL    | 47             | 4  | 5  | 9   | 113 | --       | -- | -- | --  | --  |
| 2013-14          | Nashville   | NHL    | 58             | 3  | 4  | 7   | 166 | --       | -- | -- | --  | --  |
| NHL TOTALS       |             |        | 119            | 7  | 11 | 18  | 305 | 4        | 0  | 0  | 0   | 5   |
| PREDATORS TOTALS |             |        | 105            | 7  | 9  | 16  | 279 | 0        | 0  | 0  | 0   | 0   |

## STATISTICAL BREAKDOWN

| YEAR    | TEAM | PP | SH | GW | S  | %     | +/- | TF | FW | F%    | MIN  | H   | BS | Shootouts |   |      |     |
|---------|------|----|----|----|----|-------|-----|----|----|-------|------|-----|----|-----------|---|------|-----|
|         |      |    |    |    |    |       |     |    |    |       |      |     |    | S         | G | S%   | GDG |
| 2009-10 | LA   | 0  | 0  | 0  | 7  | 0.0%  | 1   | 5  | 2  | 40.0% | 7:17 | 23  | 1  | 0         | 0 | .000 | 0   |
| 2012-13 | NSH  | 0  | 0  | 1  | 46 | 8.7%  | 3   | 2  | 0  | 0.0%  | 9:24 | 159 | 6  | 0         | 0 | .000 | 0   |
| 2013-14 | NSH  | 0  | 0  | 1  | 29 | 10.3% | -7  | 0  | 0  | 0.0%  | 8:27 | 132 | 9  | 0         | 0 | .000 | 0   |
| TOTALS  |      | 0  | 0  | 2  | 82 | 8.5%  | -4  | 7  | 2  | 28.6% | 8:41 | 314 | 16 | 0         | 0 | .000 | 0   |





# MATT CULLEN

**MATT CULLEN**  
(MAT KUH-lehn)  
Center

**SHOOTS:** Left  
**HEIGHT:** 6-1  
**WEIGHT:** 200

**DOB:** November 2, 1976  
**BIRTHPLACE:** Virginia, Minnesota  
**HOMETOWN:** Fargo, North Dakota

**ACQUIRED**  
**July 5, 2013** - Signed as a free agent by Nashville.

**CAREER NOTES:** Enters 2014-15 having appeared in 1,150 career games since 1997-98, 10th-most among active players... One of two Stanley Cup winners on Nashville's roster, having claimed it in 2006 with Carolina... Ended the 2013-14 season as the third-oldest player in franchise history.

**2013-14:** Posted 35-or-more points for the 11th time in his career, ranking seventh on the team in the category (10g-29a-39pts)... Tied for fourth on the club in assists, and ranked fourth in plus/minus rating (+4)... Ranked sixth in the NHL in face-off efficiency (56.7 percent), the 10th consecutive season he's won more draws than lost... Nashville posted a 7-0-2 record when he scored... Finished the season with 15 points (4g-11a) in the team's final 12 games... Recorded his 600th career point with a goal in Nashville's home finale on April 12 vs. Chicago... Recorded two of Nashville's five four-point performances on the season, notching a goal and three assists on Nov. 21 at Toronto and March 21 at Calgary.

**CAREER NOTES:** Tied for third on the **2012-13** Minnesota Wild in assists (20), and tied for fourth on the club in points (27)... Paced the 2012-13 Minnesota Wild in plus/minus rating (+9)... Led Wild centermen and ranked 17th in the NHL in face-off percentage (54.7) in 2012-13... Scored all seven of his goals - and recorded 23 (7g-16a) of his 27 points - at even strength in 2012-13... Became the 37th U.S.-born NHLer and the ninth Minnesotan to reach 200 career goals on March 25, 2013 at Dallas... Paced the Wild in scoring during the team's 2013 Western Conference Quarterfinal series against Chicago (3a)... Ranked fourth among all skaters in the 2013 postseason in face-off efficiency (59.1 percent)... Ranked fifth on the Wild in goals (12) and points (35), and fourth in assists (21) and power-play goals (4) in **2011-12**... Posted a career-high in average ice time (18:56) in 2011-12... Tied for first in the NHL in shootout attempts (16), fourth in shootout goals (7), and eighth in shootout-deciding goals (3) in 2011-12... Suited up for his 1,000 career NHL game on Jan. 10, 2012 vs. San Jose, becoming

the 40th American to reach the milestone... Ranked 12th in the NHL in face-off winning percentage (56.1) in **2010-11**, his first season with Minnesota... Tied for fifth in the NHL in shorthanded goals (4) in 2010-11... Notched his 300th career assist on Nov. 5, 2010 vs. Calgary... Posted his most recent of seven 40-point seasons (16g-32a-48pts) in **2009-10** with Ottawa and Carolina... Tied for the Ottawa team lead in goals (3), points (8) and power-play goals (2) during the team's 2010 Eastern Conference Quarterfinal series vs. Pittsburgh... Led all Senators forwards in average ice time (23:14) and ranked third among all skaters in face-off success rate (min. 50 draws, 65.4 percent) during the 2010 postseason... Ranked fourth on the **2008-09** Carolina Hurricanes in goals (22), his second career 20-goal season... Led the 2008-09 Hurricanes in shooting percentage with a career high (15.8) and tied for third on the team in plus/minus rating (+11)... Helped Carolina advance to the 2009 Eastern Conference Final by notching six points (3g-3a), including the team's only shorthanded goal of the postseason, in 18 playoff games... Set a career high in assists (36), and tied personal bests in points (49) and power-play goals (8), in **2007-08** with Carolina despite missing 23 games due to injury... Tied for second on the Canes in assists, third in power-play goals, and fourth in power play assists (15) and points (23) in 2007-08... Ranked 10th in the NHL in face-off winning percentage (56.1) in 2007-08... Ranked seventh among NHL forwards in average power-play ice time per game (4:58) in 2007-08... Established career highs in penalty minutes (52) and shots on goal (217) in his lone season with the New York Rangers in **2006-07**... Tied for fifth among all NHL skaters in shorthanded points (3g-2a-5pts) in 2006-07... Posted his first of three career seasons with multiple power-play (2), shorthanded (3) and game-winning goals (2) in 2006-07... His lone goal of the 2007 Stanley Cup Playoffs was the series clincher for the Rangers in a four-game sweep of Atlanta in the Eastern Conference Quarterfinals... Tied for 14th in the NHL in face-off percentage (54.6) in 2006-07... Helped Carolina win the 2006 Stanley Cup, establishing career highs in goals (25), points (49), power-play goals (8) and game-winning goals (5) during the 2005-06 regular season... Carolina posted a 17-1-4 record when he scored a goal in **2005-06**... Tied for fifth in shootout goals in 2005-06, converting six of his nine attempts... Ranked fourth among all skaters during the 2006 postseason in assists (14), while tying for sixth in points (18)... Scored his first two playoff goals in his first two games of the 2006 playoffs, Games One and Two of the Eastern Conference Quarterfinals

## VERSUS THE NHL WITH PREDATORS

|      | GP | G  | A  | PTS | PIM | GP | G  | A  | PTS | PIM |
|------|----|----|----|-----|-----|----|----|----|-----|-----|
| ANA  | 19 | 5  | 13 | 18  | 4   | 2  | 0  | 5  | 5   | 0   |
| ARI  | 44 | 7  | 21 | 28  | 18  | 3  | 0  | 2  | 2   | 2   |
| BOS  | 32 | 11 | 7  | 18  | 4   | 2  | 0  | 0  | 0   | 0   |
| BUF  | 38 | 1  | 9  | 10  | 22  | 2  | 0  | 1  | 1   | 2   |
| CGY  | 46 | 3  | 24 | 27  | 6   | 3  | 1  | 5  | 6   | 0   |
| CAR  | 25 | 3  | 8  | 11  | 14  | 2  | 0  | 0  | 0   | 0   |
| CHI  | 41 | 12 | 15 | 27  | 28  | 5  | 2  | 3  | 5   | 2   |
| COL  | 48 | 13 | 18 | 31  | 8   | 4  | 2  | 0  | 2   | 0   |
| CBJ  | 26 | 6  | 10 | 16  | 0   | 2  | 1  | 1  | 2   | 0   |
| DAL  | 51 | 11 | 14 | 25  | 14  | 5  | 0  | 0  | 0   | 0   |
| DET  | 40 | 3  | 7  | 10  | 30  | 2  | 0  | 1  | 1   | 4   |
| EDM  | 46 | 11 | 11 | 22  | 12  | 2  | 0  | 0  | 0   | 0   |
| FLA  | 43 | 11 | 16 | 27  | 12  | 2  | 0  | 0  | 0   | 0   |
| L.A. | 44 | 7  | 16 | 23  | 20  | 3  | 1  | 0  | 1   | 0   |
| MIN  | 22 | 2  | 6  | 7   | 6   | 5  | 0  | 1  | 1   | 2   |
| MTL  | 35 | 11 | 14 | 25  | 20  | 2  | 0  | 1  | 1   | 2   |
| NSH  | 31 | 5  | 13 | 18  | 20  | -- | -- | -- | --  | --  |
| N.J. | 33 | 2  | 7  | 9   | 14  | 1  | 0  | 0  | 0   | 0   |
| NYI  | 36 | 11 | 14 | 25  | 12  | 2  | 0  | 1  | 1   | 0   |
| NYR  | 32 | 4  | 11 | 15  | 22  | 2  | 0  | 0  | 0   | 4   |
| OTT  | 32 | 5  | 8  | 13  | 16  | 2  | 0  | 0  | 0   | 0   |
| PHI  | 43 | 11 | 14 | 25  | 22  | 2  | 0  | 0  | 0   | 0   |
| PIT  | 37 | 9  | 16 | 25  | 22  | 2  | 0  | 0  | 0   | 0   |
| STL  | 52 | 8  | 18 | 26  | 30  | 4  | 0  | 0  | 0   | 2   |
| S.J. | 46 | 11 | 9  | 20  | 24  | 3  | 0  | 1  | 1   | 2   |
| T.B. | 52 | 8  | 18 | 26  | 30  | 2  | 1  | 2  | 3   | 0   |
| TOR  | 35 | 6  | 14 | 20  | 16  | 2  | 1  | 3  | 4   | 0   |
| VAN  | 45 | 5  | 13 | 18  | 16  | 3  | 0  | 1  | 1   | 4   |
| WSH  | 45 | 9  | 20 | 29  | 16  | 2  | 0  | 1  | 1   | 2   |
| WPG  | 40 | 6  | 16 | 22  | 16  | 4  | 1  | 0  | 1   | 4   |



vs. Montreal, then scored the game winner in Game Five of the series... Posted six multi-point efforts during the 2006 postseason, including three assists in Game Three of the Stanley Cup Final vs. Edmonton, and two helpers in Game Seven of the Finals - on the game's opening goal (Aaron Ward) and the championship-clinching goal (Frank Kaberle)... A member of the taxi squad for the U.S. Olympic Team at 2006 Torino Games... Led the Italian League in goals (27) and ranked second in points (60) with Cortina in **2004-05**... Led all skaters in points (8g-14a-22pts) during the 2005 Italian League playoffs as Cortina advanced to the league finals... Limited to 56 games due to injury in his lone full season with Florida in **2003-04**... Scored all six of his goals, and amassed eight of his 13 assists on home ice in 2003-04... Helped the United States to the bronze medal at the 2004 World Championship, tying for second on the team in points (2g-4a-6pts)... Tied for 10th at the 2004 Worlds in assists... Split the **2002-03** season between Anaheim and Florida... Played for Team USA at the 2003 World Championship on a team that also included Predators Assistant Coach Phil Housley... Led the **2001-02** Mighty Ducks of Anaheim in assists (30), and ranked second on the team in points (48) and game-winning goals (4)... Set a career high in games played (82) and recorded his first 40-point season (10g-30a) with Anaheim in **2000-01**... Ranked fifth on the **1999-2000** Mighty Ducks in assists and points (13g-26a-39pts)... Played with Predators TV Analyst Stu Grimson with Anaheim during the 1999-2000 and **1998-99** seasons... Made his Stanley Cup Playoff debut in Game One of the 1999 Western Conference Quarterfinals vs. Detroit, and played in all four games of the series... Ranked second on Team USA in points (1g-6a-7pts) and tied for the team lead in assists at the 1999 World Championship... Split his rookie professional season between Anaheim and Cincinnati (AHL) in **1997-98**, ranking fourth among NHL rookies in assists (21) and tying for eighth in points (27), while also being named to the 1998 AHL All-Star Classic as a member of Team PlanetUSA... Named MVP of the 1998 AHL All-Star Game after scoring two goals... Made his World Championship debut at the 1998 tournament in Switzerland, tying for second on the team in points (2g-1a-3pts)... Played his first professional games as a member of the AHL's Baltimore Bandits at the end of the **1996-97** season (6gp, 3g-3a-6pts)... Tied for the Baltimore team lead in assists (2) during the 1997 Calder Cup Playoffs.

**AMATEUR:** Amassed 86 points (27g-59a) in 75 games during two seasons at St. Cloud State University (WCHA) from 1995-97, leading the team in points both seasons... Named to the 1997 WCHA Second All-Star Team and All-WCHA Academic Award winner... Tied the school record for game-winning goals in a season (5) in 1996-97... A 1996 WCHA All-Rookie Team selection... Tied for the Team USA lead in goals (3), and tied for second on the team in points (4) at the 1996 World Junior Championship... A three-time Minnesota All-State selection and three-time Minnesota State Championship All-Tournament Team selection at Moorhead High School from 1993-95... The Associated Press High School Player of the Year and a Mr. Hockey finalist

during his senior season in 1994-95, after posting 89 points (47g-42a) in 28 games... Also played football and baseball at Moorhead.

**BACKGROUND:** Comes from a hockey-playing family; younger brothers Joe and Mark both played four years at Colorado College and now play professionally in Europe, and great uncles Ray and Brian were NHLers in the 50s and 60s... Nickname: "Cully"... He and his wife Bridget founded Cullen's Children's Foundation in 2003. The Organization's mission is to provide financial resources to organizations that support children's healthcare needs, with an emphasis on cancer... Favorites include *The Natural* (movie), *The Lumineers* (band), Zach Galifianakis (actor)... Of any venue, he'd most like to play in a game at Wrigley Field... Of all pieces of equipment, he's most particular about his skates... Has three sons: Brooks, Wyatt and Joey.

**TRANSACTIONS:** **July 5, 2013** - Signed as a free agent by Nashville... **July 1, 2010** - Signed as a free agent by Minnesota... **Feb. 12, 2010** - Acquired by Ottawa from Carolina for Alexandre Picard and Ottawa's second-round selection in 2010 Entry Draft (traded to Edmonton; Edmonton selected Martin Marinčin)... **July 17, 2007** - Acquired by Carolina from the New York Rangers for Andrew Hutchinson, Joe Barnes and Carolina's third-round selection in 2008 Entry Draft (Evgeny Grachev)... **July 1, 2006** - Signed as a free agent by the New York Rangers... **Aug. 5, 2004** - Signed as a free agent by Carolina... **Jan. 30, 2003** - Acquired by Florida from Anaheim along with Pavel Trnka and Anaheim's fourth-round selection in 2003 Entry Draft (James Pemberton) for Sandis Ozolinš and Lance Ward ... **June 22, 1996** - Anaheim's second selection (second round, 35th overall) in the 1996 Entry Draft.





# MATT CULLEN



## CAREER RECORD

| SEASON  | CLUB                    | LEAGUE   | Regular Season |            |            |            |            | Playoffs  |           |           |           |           |
|---------|-------------------------|----------|----------------|------------|------------|------------|------------|-----------|-----------|-----------|-----------|-----------|
|         |                         |          | GP             | G          | A          | PTS        | PIM        | GP        | G         | A         | PTS       | PIM       |
| 1994-95 | Moorhead HS             | HS-Minn. | 28             | 47         | 42         | 89         | 78         | --        | --        | --        | --        | --        |
| 1995-96 | St. Cloud State         | WCHA     | 39             | 12         | 29         | 41         | 28         | --        | --        | --        | --        | --        |
| 1996-97 | St. Cloud State         | WCHA     | 36             | 15         | 30         | 45         | 70         | --        | --        | --        | --        | --        |
|         | Baltimore               | AHL      | 6              | 3          | 3          | 6          | 7          | 3         | 0         | 2         | 2         | 0         |
| 1997-98 | Anaheim                 | NHL      | 61             | 6          | 21         | 27         | 23         | --        | --        | --        | --        | --        |
|         | Cincinnati              | AHL      | 18             | 15         | 12         | 27         | 2          | --        | --        | --        | --        | --        |
| 1998-99 | Anaheim                 | NHL      | 75             | 11         | 14         | 25         | 47         | 4         | 0         | 0         | 0         | 0         |
|         | Cincinnati              | AHL      | 3              | 1          | 2          | 3          | 8          | --        | --        | --        | --        | --        |
| 1999-00 | Anaheim                 | NHL      | 80             | 13         | 26         | 39         | 24         | --        | --        | --        | --        | --        |
| 2000-01 | Anaheim                 | NHL      | 82             | 10         | 30         | 40         | 38         | --        | --        | --        | --        | --        |
| 2001-02 | Anaheim                 | NHL      | 79             | 18         | 30         | 48         | 24         | --        | --        | --        | --        | --        |
| 2002-03 | Anaheim                 | NHL      | 50             | 7          | 14         | 21         | 12         | --        | --        | --        | --        | --        |
|         | Florida                 | NHL      | 30             | 6          | 6          | 12         | 22         | --        | --        | --        | --        | --        |
| 2003-04 | Florida                 | NHL      | 56             | 6          | 13         | 19         | 24         | --        | --        | --        | --        | --        |
| 2004-05 | SG Cortina              | Italy    | 36             | 27         | 33         | 60         | 64         | 18        | 8         | 14        | 22        | 32        |
| 2005-06 | Carolina                | NHL      | 78             | 25         | 24         | 49         | 40         | 25        | 4         | 14        | 18        | 12        |
| 2006-07 | NY Rangers              | NHL      | 80             | 16         | 25         | 41         | 52         | 10        | 1         | 3         | 4         | 6         |
| 2007-08 | Carolina                | NHL      | 59             | 13         | 36         | 49         | 32         | --        | --        | --        | --        | --        |
| 2008-09 | Carolina                | NHL      | 69             | 22         | 21         | 43         | 20         | 18        | 3         | 3         | 6         | 14        |
| 2009-10 | Carolina                | NHL      | 60             | 12         | 28         | 40         | 26         | --        | --        | --        | --        | --        |
|         | Ottawa                  | NHL      | 21             | 4          | 4          | 8          | 8          | 6         | 3         | 5         | 8         | 0         |
| 2010-11 | Minnesota               | NHL      | 78             | 12         | 27         | 39         | 34         | --        | --        | --        | --        | --        |
| 2011-12 | Minnesota               | NHL      | 73             | 14         | 21         | 35         | 24         | --        | --        | --        | --        | --        |
| 2012-13 | Minnesota               | NHL      | 42             | 7          | 20         | 27         | 10         | 5         | 0         | 3         | 3         | 2         |
| 2013-14 | Nashville               | NHL      | 77             | 10         | 29         | 39         | 32         | --        | --        | --        | --        | --        |
|         | <b>NHL TOTALS</b>       |          | <b>1150</b>    | <b>212</b> | <b>389</b> | <b>601</b> | <b>492</b> | <b>68</b> | <b>11</b> | <b>28</b> | <b>39</b> | <b>34</b> |
|         | <b>PREDATORS TOTALS</b> |          | <b>77</b>      | <b>10</b>  | <b>29</b>  | <b>39</b>  | <b>32</b>  | <b>0</b>  | <b>0</b>  | <b>0</b>  | <b>0</b>  | <b>0</b>  |



## INTERNATIONAL RECORD

United States

| Year | Event    | GP | G | A | PTS | PIM |
|------|----------|----|---|---|-----|-----|
| 1996 | WJC      | 6  | 3 | 1 | 4   | 0   |
| 1998 | WC       | 6  | 2 | 1 | 3   | 0   |
| 1999 | WC       | 6  | 1 | 6 | 7   | 4   |
| 2003 | WC       | 6  | 1 | 1 | 2   | 2   |
| 2004 | WC       | 9  | 2 | 4 | 6   | 4   |
| 2006 | Olympics | 0  | 0 | 0 | 0   | 0   |

## STATISTICAL BREAKDOWN

| YEAR          | TEAM | PP        | SH        | GW        | S           | %           | +/-        | TF           | FW          | F%           | MIN          | H          | BS         | Shootouts |           |             |          |
|---------------|------|-----------|-----------|-----------|-------------|-------------|------------|--------------|-------------|--------------|--------------|------------|------------|-----------|-----------|-------------|----------|
|               |      |           |           |           |             |             |            |              |             |              |              |            |            | S         | G         | S%          | GDG      |
| 1997-98       | ANA  | 2         | 0         | 0         | 75          | 8.0%        | -4         | 742          | 338         | 45.6%        | 14:15        | --         | --         | --        | --        | --          |          |
| 1998-99       | ANA  | 5         | 1         | 1         | 112         | 9.8%        | -12        | 1047         | 499         | 47.7%        | 15:31        | --         | --         | --        | --        | --          |          |
| 1999-00       | ANA  | 1         | 0         | 1         | 137         | 9.5%        | 5          | 1247         | 556         | 44.6%        | 16:54        | --         | --         | --        | --        | --          |          |
| 2000-01       | ANA  | 4         | 0         | 1         | 159         | 6.3%        | -23        | 1478         | 710         | 48.0%        | 18:14        | --         | --         | --        | --        | --          |          |
| 2001-02       | ANA  | 3         | 1         | 4         | 164         | 11.0%       | -1         | 1283         | 660         | 51.4%        | 17:00        | --         | --         | --        | --        | --          |          |
| 2002-03       | ANA  | 1         | 0         | 1         | 77          | 9.1%        | -4         | 271          | 137         | 50.6%        | 14:18        | --         | --         | --        | --        | --          |          |
|               | FLA  | 2         | 1         | 1         | 54          | 11.1%       | -4         | 423          | 200         | 47.3%        | 14:43        | --         | --         | --        | --        | --          |          |
| 2003-04       | FLA  | 1         | 0         | 2         | 75          | 8.0%        | -2         | 735          | 372         | 50.6%        | 14:12        | --         | --         | --        | --        | --          |          |
| 2005-06       | CAR  | 8         | 0         | 5         | 214         | 11.7%       | 4          | 583          | 304         | 52.1%        | 16:26        | 26         | 33         | 9         | 6         | .667        | 2        |
| 2006-07       | NYR  | 2         | 3         | 2         | 217         | 7.4%        | 0          | 1134         | 619         | 54.6%        | 17:09        | 61         | 45         | 8         | 3         | .375        | 2        |
| 2007-08       | CAR  | 8         | 0         | 1         | 137         | 9.5%        | 2          | 649          | 364         | 56.1%        | 16:52        | 33         | 30         | 3         | 2         | .667        | 0        |
| 2008-09       | CAR  | 4         | 2         | 2         | 139         | 15.8%       | 11         | 884          | 457         | 51.7%        | 16:48        | 41         | 44         | 5         | 0         | .000        | 0        |
| 2009-10       | CAR  | 1         | 2         | 1         | 137         | 8.8%        | 0          | 898          | 441         | 49.1%        | 19:01        | 63         | 33         | 3         | 0         | .000        | 0        |
|               | OTT  | 1         | 0         | 1         | 58          | 6.9%        | -7         | 223          | 131         | 58.7%        | 17:58        | 12         | 15         | 0         | 0         | .000        | 0        |
| 2010-11       | MIN  | 5         | 4         | 2         | 150         | 8.0%        | -14        | 843          | 473         | 56.1%        | 18:01        | 39         | 36         | 3         | 1         | .333        | 0        |
| 2011-12       | MIN  | 4         | 0         | 0         | 164         | 8.5%        | -10        | 1178         | 627         | 53.2%        | 18:56        | 46         | 39         | 16        | 7         | .438        | 3        |
| 2012-13       | MIN  | 0         | 0         | 0         | 79          | 8.9%        | 9          | 448          | 245         | 54.7%        | 15:53        | 18         | 18         | 3         | 3         | 1.000       | 2        |
| 2013-14       | NSH  | 1         | 0         | 2         | 134         | 7.5%        | 4          | 772          | 438         | 56.7%        | 15:29        | 18         | 22         | 6         | 1         | .167        | 0        |
| <b>TOTALS</b> |      | <b>53</b> | <b>14</b> | <b>27</b> | <b>2282</b> | <b>9.3%</b> | <b>-46</b> | <b>14838</b> | <b>7571</b> | <b>51.0%</b> | <b>16:39</b> | <b>357</b> | <b>315</b> | <b>56</b> | <b>23</b> | <b>.411</b> | <b>9</b> |

## CAREER HIGHLIGHTS

### MOST GOALS, GAME:

3 - Feb. 22, 2009 vs. Colorado

### MOST ASSISTS, GAME:

4 - Dec. 15, 2002 vs. Pittsburgh

### MOST POINTS, GAME:

4 - four times, last (1g-3a) March 21, 2014 at Calgary

### MOST PIM, GAME:

6 - twice, last March 8, 2003 vs. Buffalo

### MOST SHOTS, GAME:

9 - twice, last Nov. 3, 2011 vs. Vancouver

### LONGEST GOAL-SCORING STREAK:

4 - (5g) Oct. 22-28, 2005

### LONGEST ASSIST STREAK:

8 - (11a) Oct. 22-Nov. 8, 2007

### LONGEST POINT-SCORING STREAK:

8 - (11a) Oct. 22-Nov. 8, 2007

### CAREER HAT TRICKS:

1 - Feb. 22, 2009 vs. Colorado (Andrew Raycroft)

### CAREER PENALTY SHOTS:

3 - Nov. 4, 2001 Atlanta (Milan Hnilicka): No Goal;  
Feb. 5, 2009 at San Jose (Evgeni Nabokov): Goal;  
Dec. 31, 2011 vs. Phoenix (Curtis McElhinney): Goal

### CAREER OVERTIME POINTS:

8 - (1g-7a)

### FIRST NHL GAME:

Oct. 28, 1997 at Toronto

### FIRST NHL GOAL:

Jan. 21, 1998 vs. Florida (Kevin Weekes)


### FIRST GAME AS A PREDATOR:

Oct. 3, 2013 at St. Louis

### FIRST GOAL AS A PREDATOR:

Oct. 17, 2013 vs. Los Angeles (Jonathan Quick)





# MATTIAS EKHOLM

## MATTIAS EKHOLM

(mat-TEE-uhs EHK-hohlm)  
Defense

**SHOOTS:** Left

**HEIGHT:** 6-3

**WEIGHT:** 206

**DOB:** May 24, 1990

**BIRTHPLACE:** Borlange, Sweden

**HOMETOWN:** Borlange, Sweden

## ACQUIRED

June 27, 2009 - Nashville's seventh choice, 102nd overall (fourth round), in the 2009 Entry Draft.

## VERSUS THE NHL

|      | GP | G  | A  | PTS | PIM |
|------|----|----|----|-----|-----|
| ANA  | 2  | 0  | 0  | 0   | 0   |
| ARI  | 3  | 0  | 1  | 1   | 2   |
| BOS  | 2  | 0  | 0  | 0   | 0   |
| BUF  | 2  | 0  | 0  | 0   | 0   |
| CGY  | 2  | 0  | 0  | 0   | 2   |
| CAR  | 2  | 0  | 0  | 0   | 2   |
| CHI  | 3  | 0  | 2  | 2   | 0   |
| COL  | 4  | 0  | 1  | 1   | 0   |
| CBJ  | 1  | 0  | 0  | 0   | 0   |
| DAL  | 2  | 0  | 0  | 0   | 0   |
| DET  | 1  | 0  | 0  | 0   | 0   |
| EDM  | 2  | 0  | 0  | 0   | 0   |
| FLA  | 2  | 0  | 0  | 0   | 0   |
| L.A. | 3  | 0  | 1  | 1   | 0   |
| MIN  | 4  | 0  | 1  | 1   | 0   |
| MTL  | 2  | 0  | 0  | 0   | 0   |
| NSH  | -- | -- | -- | --  | --  |
| N.J. | 2  | 0  | 0  | 0   | 0   |
| NYI  | 1  | 0  | 0  | 0   | 0   |
| NYR  | 0  | 0  | 0  | 0   | 0   |
| OTT  | 2  | 0  | 1  | 1   | 0   |
| PHI  | 2  | 0  | 0  | 0   | 0   |
| PIT  | 2  | 0  | 0  | 0   | 0   |
| STL  | 5  | 0  | 1  | 1   | 2   |
| S.J. | 2  | 1  | 0  | 1   | 2   |
| T.B. | 1  | 0  | 0  | 0   | 0   |
| TOR  | 1  | 0  | 0  | 0   | 0   |
| VAN  | 2  | 0  | 0  | 0   | 0   |
| WSH  | 1  | 0  | 0  | 0   | 0   |
| WPG  | 5  | 0  | 0  | 0   | 0   |

**2013-14:** Ranked 12th among NHL rookie blueliners in both games played (62) and minutes played (1,042:38)... Ranked 18th among rookie defensemen in points and assists (1g-8a-9pts)... One of just six NHL defensemen to play at least 50 games and be assessed 10 or fewer penalty minutes... Recorded his first career point/assist on Oct. 26 at St. Louis, the first of a four-game assist streak... Helped Sweden to a bronze medal at the 2014 World Championship, being named one of the nation's three best players in the process... Tied for second (with Predators teammate Roman Josi) among tournament defensemen in points (2g-5a-7pts), while leading all Swedish skaters in average ice time (21:56)... Both his goals at Worlds were game winners.

**2012-13:** Spent his first full season in North America with the Milwaukee Admirals (AHL), tying for ninth among AHL rookie defensemen in goals, and ranking ninth among rookie blueliners in points (10g-22a-32pts)... Led Admiral defensemen in points and tied for fifth among all club skaters... Tied for first among all league blueliners, and led the Admirals in power-play goals (7)... Tied for the Milwaukee team lead, and tied for sixth among AHL rookie defensemen, in plus/minus rating (+15)... Played his lone NHL game of the season on April 15 vs. Vancouver.

**AMATEUR:** Won the 2012 Borje Salming Award as the top defenseman in the Swedish Elite League (Elitserien)... Helped Brynas claim the 2012 Le Mat Trophy as Elitserien champions... Ranked third among Elitserien defensemen in power-play goals (6) in 2011-12... Led all defensemen, and tied for sixth among all skaters, in assists (8) during the 2012 Elitserien Playoffs... Tied for the defensemen lead in points (9) during the 2012 playoffs... Started the 2011-12

season with Nashville, making his NHL debut on Oct. 13 vs. Phoenix and playing on Oct. 20 at Vancouver before being assigned to Brynas on Oct. 22... Played his first Swedish Elite League season with Brynas in 2010-11, and was named Elitserien Rookie of the Year... Tied for fourth among 2010-11 Elitserien defensemen in both goals (10) and points (33), and tied for fifth at the position in assists (23)... Ranked second on Brynas in plus/minus rating (+10), and third in both shots (102) and power-play goals (5) in 2010-11... Led all junior players in Sweden's second division (Allsvenskan) in assists (21), and ranked fourth among junior skaters in points (22) with Mora in 2009-10... Ranked sixth among Allsvenskan defensemen in assists, and tied for ninth in points at the position in 2009-10... Earned a bronze medal while representing Sweden at the 2010 World Junior Championship... Tied for the 2010 WJC lead with a +10 rating... Played for Sweden at the 2008 Under-18 World Championship, notching a goal in six games... Won a gold medal with Sweden at the 2008 Ivan Hlinka Memorial Tournament.

**BACKGROUND:** Nickname: "Ekky"... On Twitter @MatEkhl4... Changed numbers from No. 42 to No. 14 for the 2014-15 season... Favorites include The Shawshank Redemption (movie), Avicii (musician/band), The Palm (Nashville restaurant), Denzel Washington (actor) and Nicklas Lidstrom (player to watch)... Considers Swedish smågodis and potato chips to be his guilty pleasure... Would most like to play a hockey game at Santiago Bernabéu Stadium, home of Real Madrid... His hidden talent is being skilled at computer games.

**TRANSACTIONS:** June 27, 2009 - Nashville's seventh choice, 102nd overall (fourth round), in the 2009 Entry Draft.





## CAREER HIGHLIGHTS

|  |   |
|--|---|
| <b>MOST GOALS, GAME:</b><br>1 - Jan. 7, 2014 vs. San Jose                          | <b>CAREER HAT TRICKS:</b><br>None   |
| <b>MOST ASSISTS, GAME:</b><br>1 - eight times, last April 13, 2014 at Minnesota    | <b>CAREER PENALTY SHOTS:</b><br>None  |
| <b>MOST POINTS, GAME:</b><br>1 - nine times, last (1a) April 13, 2014 at Minnesota | <b>CAREER OVERTIME POINTS:</b><br>None                                      |
| <b>MOST PIM, GAME:</b><br>2 - five times, last April 10, 2014 vs. Phoenix          | <b>FIRST NHL GAME:</b><br>Oct. 13, 2011 vs. Phoenix                         |
| <b>MOST SHOTS, GAME:</b><br>4 - March 25, 2014 vs. Colorado                        | <b>FIRST NHL GOAL:</b><br>Jan. 7, 2014 vs. San Jose (Antti Niemi)           |
| <b>LONGEST GOAL-SCORING STREAK:</b><br>None  | <b>FIRST GAME AS A PREDATOR:</b><br>Oct. 13, 2011 vs. Phoenix               |
| <b>LONGEST ASSIST STREAK:</b><br>4 - (4a) Oct. 26-Nov. 6, 2013                     | <b>FIRST GOAL AS A PREDATOR:</b><br>Jan. 7, 2014 vs. San Jose (Antti Niemi) |
| <b>LONGEST POINT-SCORING STREAK:</b><br>4 - (4a) Oct. 26-Nov. 6, 2013              |   |

## INTERNATIONAL RECORD

Sweden

| Year | Event   | GP | G | A | PTS | PIM |
|------|---------|----|---|---|-----|-----|
| 2008 | U-18 WC | 6  | 1 | 0 | 1   | 2   |
| 2010 | WJC     | 6  | 1 | 0 | 1   | 6   |
| 2014 | WC      | 10 | 2 | 5 | 7   | 8   |

## CAREER RECORD

### Regular Season

### Playoffs

| SEASON                      | CLUB      | LEAGUE     | GP        | G        | A        | PTS      | PIM       | GP       | G        | A        | PTS      | PIM      |
|-----------------------------|-----------|------------|-----------|----------|----------|----------|-----------|----------|----------|----------|----------|----------|
| 2006-07                     | Mora U-18 | Sweden-U18 | 5         | 2        | 2        | 4        | 6         | --       | --       | --       | --       | --       |
|                             | Mora Jr.  | Sweden-Jr. | 36        | 0        | 4        | 4        | 28        | 2        | 0        | 0        | 0        | 0        |
| 2007-08                     | Mora U-18 | Sweden-U18 | 9         | 4        | 5        | 9        | 12        | --       | --       | --       | --       | --       |
|                             | Mora Jr.  | Sweden-Jr. | 37        | 5        | 7        | 12       | 54        | --       | --       | --       | --       | --       |
|                             | Mora      | Sweden-2   | 1         | 0        | 0        | 0        | 0         | 6        | 0        | 0        | 0        | 2        |
| 2008-09                     | Mora Jr.  | Sweden-Jr. | 21        | 3        | 5        | 8        | 32        | --       | --       | --       | --       | --       |
|                             | Mora      | Sweden-2   | 38        | 2        | 11       | 13       | 12        | 3        | 0        | 0        | 0        | 4        |
| 2009-10                     | Mora      | Sweden-2   | 41        | 1        | 21       | 22       | 54        | 2        | 0        | 0        | 0        | 6        |
| 2010-11                     | Brynäs    | Sweden     | 55        | 10       | 23       | 33       | 38        | 5        | 0        | 4        | 4        | 10       |
| 2011-12                     | Brynäs    | Sweden     | 41        | 9        | 8        | 17       | 55        | 17       | 1        | 8        | 9        | 12       |
|                             | Nashville | NHL        | 2         | 0        | 0        | 0        | 0         | --       | --       | --       | --       | --       |
| 2012-13                     | Milwaukee | AHL        | 59        | 10       | 22       | 32       | 30        | 4        | 0        | 1        | 1        | 0        |
|                             | Nashville | NHL        | 1         | 0        | 0        | 0        | 0         | --       | --       | --       | --       | --       |
| 2013-14                     | Nashville | NHL        | 62        | 1        | 8        | 9        | 10        | --       | --       | --       | --       | --       |
| <b>NHL/PREDATORS TOTALS</b> |           |            | <b>65</b> | <b>1</b> | <b>8</b> | <b>9</b> | <b>10</b> | <b>0</b> | <b>0</b> | <b>0</b> | <b>0</b> | <b>0</b> |

## STATISTICAL BREAKDOWN

### Shootouts

| YEAR          | TEAM | PP       | SH       | GW       | S         | %           | +/-        | TF       | FW       | F%          | MIN          | H         | BS        | S        | G        | S%          | GDG      |
|---------------|------|----------|----------|----------|-----------|-------------|------------|----------|----------|-------------|--------------|-----------|-----------|----------|----------|-------------|----------|
| 2011-12       | NSH  | 0        | 0        | 0        | 1         | 0.0%        | -1         | 0        | 0        | 0.0%        | 12:25        | 0         | 3         | 0        | 0        | .000        | 0        |
| 2012-13       | NSH  | 0        | 0        | 0        | 0         | 0.0%        | -1         | 0        | 0        | 0.0%        | 16:05        | 0         | 0         | 0        | 0        | .000        | 0        |
| 2013-14       | NSH  | 0        | 0        | 0        | 58        | 1.7%        | -8         | 0        | 0        | 0.0%        | 16:49        | 42        | 55        | 1        | 0        | .000        | 0        |
| <b>TOTALS</b> |      | <b>0</b> | <b>0</b> | <b>0</b> | <b>59</b> | <b>1.7%</b> | <b>-10</b> | <b>0</b> | <b>0</b> | <b>0.0%</b> | <b>16:40</b> | <b>42</b> | <b>58</b> | <b>1</b> | <b>0</b> | <b>.000</b> | <b>0</b> |



# RYAN ELLIS

## RYAN ELLIS

(RIGH-uhn EHL-ihz)  
Defense

**SHOOTS:** Right

**HEIGHT:** 5-10

**WEIGHT:** 179

**DOB:** January 3, 1991

**BIRTHPLACE:** Hamilton, Ontario

**HOMETOWN:** Freelon, Ontario

## ACQUIRED

**June 26, 2009** - Nashville's first choice, 11th overall (first round), in the 2009 Entry Draft.

## VERSUS THE NHL

|      | GP | G  | A  | PTS | PIM |
|------|----|----|----|-----|-----|
| ANA  | 3  | 0  | 1  | 1   | 0   |
| ARI  | 6  | 0  | 3  | 3   | 2   |
| BOS  | 2  | 0  | 1  | 1   | 0   |
| BUF  | 2  | 0  | 0  | 0   | 0   |
| CGY  | 6  | 1  | 1  | 2   | 0   |
| CAR  | 3  | 1  | 1  | 2   | 0   |
| CHI  | 10 | 3  | 5  | 8   | 4   |
| COL  | 8  | 2  | 6  | 8   | 0   |
| CBJ  | 7  | 1  | 3  | 4   | 0   |
| DAL  | 8  | 0  | 1  | 1   | 7   |
| DET  | 7  | 0  | 0  | 0   | 6   |
| EDM  | 6  | 0  | 0  | 0   | 6   |
| FLA  | 2  | 0  | 0  | 0   | 0   |
| L.A. | 7  | 0  | 0  | 0   | 2   |
| MIN  | 10 | 1  | 1  | 2   | 2   |
| MTL  | 2  | 0  | 0  | 0   | 0   |
| NSH  | -- | -- | -- | --  | --  |
| N.J. | 2  | 0  | 0  | 0   | 0   |
| NYI  | 3  | 1  | 2  | 3   | 0   |
| NYR  | 3  | 0  | 0  | 0   | 0   |
| OTT  | 3  | 0  | 2  | 2   | 0   |
| PHI  | 4  | 0  | 1  | 1   | 0   |
| PIT  | 2  | 0  | 0  | 0   | 2   |
| STL  | 10 | 1  | 2  | 3   | 2   |
| S.J. | 7  | 0  | 1  | 1   | 2   |
| T.B. | 2  | 0  | 2  | 2   | 2   |
| TOR  | 2  | 0  | 0  | 0   | 0   |
| VAN  | 6  | 0  | 0  | 0   | 4   |
| WSH  | 2  | 0  | 0  | 0   | 2   |
| WPG  | 6  | 0  | 0  | 0   | 0   |

**2013-14:** Ranked second on the team in games played (80) and plus/minus rating (+9) while ranking third among club blueliners in points (6g-21a-27pts)... Ranked fourth on the Predators in blocked shots (97)... One of four NHL defensemen to score multiple shootout markers (2-for-4, 50 percent)... Set a career high with points in the final three games of the season (2g-2a), and was a +8 in five April games... Played in his 100th career NHL game on March 6 vs. St. Louis... Played in his first World Championship, leading all Canadian defensemen in points (1g-4a-5pts) and tying for fifth in the tournament in plus/minus rating (+8).

**2012-13:** Three (2g-1a) of his six points came on the power play... Posted 14 points (5g-9a) in 32 games with Milwaukee from October-January, and after his March reassignment.

**2011-12:** Began the season with Milwaukee, before being recalled to Nashville on Dec. 26. One of only three NHL rookie defensemen to post multiple power-play (2) and game-winning goals (2)... Tied for seventh among rookie blueliners in plus/minus rating (+5)... The Predators went 22-8-2 with him in the lineup... Named to the 2012 AHL All-Star Classic, but did not participate due to his recall. **PLAYOFFS:** Made his Stanley Cup Playoff debut in Game Three of the WCQ vs. Detroit.

**AMATEUR:** The third defenseman in Ontario Hockey League history to record 300 career points (73g-241a-314pts, +45, 207 PIMs, 226 gp), joining Rick Coriveau (329) and Denis Potvin (330)... Finished junior career ranked second all-time in Windsor Spitfires scoring behind Bill Bowler (467)... Named 2011 CHL Player and Defenseman of the Year... Won the 2011 Red Tilson Trophy awarded to the OHL's Most Outstanding Player of the Year, the 2011 Max Kaminsky Trophy and the Mickey Renaud Captain's Trophy... The third player to win the Kaminsky Award twice (Denis Potvin, Bryan Berard)... The fourth defenseman in the 67-year history of the Red Tilson Trophy to win the award... Named an OHL First Team All-Star for the second time in three seasons in 2010-11... Named Best Offensive Defenseman for the third straight year in the 2011 Western Conference Coaches Poll. Became the first OHL d-man in 17 years to post more than 100 points in a season (24g-77a) in 2010-11... Captained Team OHL in the 2010 Subway Super Series... Tied for fourth in 2011 OHL Playoff assists, while leading all defensemen and tying for seventh overall in points (6g-13a-19pts)... Became the seventh player to represent Canada at three straight World Junior Championships in 2011, earning a silver medal for the second straight time while serving as team captain... The fourth

Canadian ever to win three medals at the WJC, and with 25 points (5g-20a) in three tournaments, became the all-time leading defensive scorer in the history of the event... Named Best Defenseman, a tournament All-Star and one of Canada's three best players at the 2011 WJC... Led all 2011 tournament defensemen in points (10), tied for first in goals, and ranked second in assists (7)... Won the Memorial Cup with Windsor for the second consecutive season in 2009-10... Tied for the 2010 Memorial Cup lead in assists (5), and ranked second among tournament d-men in points (5a)... Named a 2010 Second-Team OHL All-Star... Voted the 2010 OHL Western Conference's Best Offensive Defenseman and player with the best shot... Served as captain for the Western Conference at the 2010 OHL All-Star Classic and for Team OHL in the 2009 Subway Super Series... Helped Windsor win the 2010 Robertson Cup for the second consecutive season, tying for second among all skaters, in points (3g-30a-33pts)... Earned a silver medal at the 2010 World Junior Championship... Tied for fourth in the 2010 WJC in assists (7), and finished second in defenseman scoring (8)... Helped Windsor win the 2009 Memorial Cup and OHL title... Named to the 2009 Memorial Cup All-Star Team... Led all defensemen and ranked fourth overall in OHL playoff scoring (31) and led all skaters in assists (23)... Won the 2009 Max Kaminsky Trophy as the OHL's most outstanding d-man... Led all OHL defensemen in points (89), goals (22) and assists (67) in 2008-09... Participated in the 2009 OHL All-Star Classic and 2008 Canada/Russia Challenge... Posted an assist and a game-best +3 rating at the 2009 CHL Top Prospects Game... Won a gold medal with Canada at the 2009 World Junior Championship... Named to the 2008 OHL All-Rookie Team after tying for third among OHL blueliners, and ranking fourth among all rookies in points (15g-48a-63pts) and second among first-year players in assists in 2007-08... 2008 Bobby Smith Award winner as the OHL's scholastic player of the year... Won gold medals with Canada at both the 2008 U-18 World Championship and the 2008 Ivan Hlinka Tournament... Was a tournament all-star and claimed gold at the 2008 World U-17 Hockey Challenge with Team Ontario.

**BACKGROUND:** Nickname: "Ellie"... Favorites include Gladiator (movie), BrickTops (Nashville restaurant), University of Oregon's black football jerseys (favorite non-hockey uniform) and Sophia Vergara (actress)... Of any venue, he'd most like to play a game at Wembley Stadium... Has two Labradors: Molly and Max.

**TRANSACTIONS:** **June 26, 2009** - Nashville's first choice, 11th overall (first round), in the 2009 Entry Draft.



## INTERNATIONAL RECORD

Canada

| Year | Event   | GP | G | A | PTS | PIM |
|------|---------|----|---|---|-----|-----|
| 2008 | U-18 WC | 7  | 3 | 4 | 7   | 0   |
| 2009 | WJC     | 6  | 1 | 6 | 7   | 0   |
| 2010 | WJC     | 6  | 1 | 7 | 8   | 2   |
| 2011 | WJC     | 7  | 3 | 7 | 10  | 2   |
| 2014 | WC      | 8  | 1 | 4 | 5   | 0   |

## CAREER RECORD

Regular Season

Playoffs

| SEASON               | CLUB      | LEAGUE | GP  | G  | A  | PTS | PIM | GP | G  | A  | PTS | PIM |
|----------------------|-----------|--------|-----|----|----|-----|-----|----|----|----|-----|-----|
| 2007-08              | Windsor   | OHL    | 63  | 15 | 48 | 63  | 51  | 5  | 2  | 3  | 5   | 2   |
| 2008-09              | Windsor   | OHL    | 57  | 22 | 67 | 89  | 57  | 26 | 11 | 24 | 35  | 24  |
| 2009-10              | Windsor   | OHL    | 48  | 12 | 49 | 61  | 38  | 23 | 3  | 35 | 38  | 20  |
| 2010-11              | Windsor   | OHL    | 58  | 24 | 77 | 101 | 61  | 18 | 6  | 13 | 19  | 12  |
|                      | Milwaukee | AHL    | --  | -- | -- | --  | --  | 7  | 1  | 1  | 2   | 2   |
| 2011-12              | Nashville | NHL    | 32  | 3  | 8  | 11  | 4   | 3  | 0  | 0  | 0   | 0   |
|                      | Milwaukee | AHL    | 29  | 4  | 14 | 18  | 8   | -- | -- | -- | --  | --  |
| 2012-13              | Nashville | NHL    | 32  | 2  | 4  | 6   | 15  | -- | -- | -- | --  | --  |
|                      | Milwaukee | AHL    | 32  | 5  | 9  | 14  | 18  | 4  | 0  | 0  | 0   | 0   |
| 2013-14              | Nashville | NHL    | 80  | 6  | 21 | 27  | 24  | -- | -- | -- | --  | --  |
| NHL/PREDATORS TOTALS |           |        | 144 | 11 | 33 | 44  | 43  | 3  | 0  | 0  | 0   | 0   |

## STATISTICAL BREAKDOWN

Shootouts

| YEAR    | TEAM | PP | SH | GW | S   | %    | +/- | TF | FW | F%   | MIN   | H   | BS  | S | G | S%   | GDG |
|---------|------|----|----|----|-----|------|-----|----|----|------|-------|-----|-----|---|---|------|-----|
| 2011-12 | NSH  | 2  | 0  | 2  | 34  | 8.8% | 5   | 0  | 0  | 0.0% | 14:49 | 30  | 37  | 1 | 0 | .000 | 0   |
| 2012-13 | NSH  | 2  | 0  | 0  | 48  | 4.2% | -2  | 0  | 0  | 0.0% | 16:22 | 22  | 29  | 1 | 0 | .000 | 0   |
| 2013-14 | NSH  | 0  | 0  | 2  | 123 | 4.9% | 9   | 0  | 0  | 0.0% | 16:04 | 57  | 97  | 4 | 2 | .500 | 0   |
| TOTALS  |      | 4  | 0  | 4  | 205 | 5.4% | 12  | 0  | 0  | 0.0% | 15:51 | 109 | 163 | 6 | 2 | .333 | 0   |

# CAREER HIGHLIGHTS

### MOST GOALS, GAME:

1 - 11 times, last April 13, 2014 at Minnesota

### MOST ASSISTS, GAME:

2 - three times, last March 25, 2014 vs. Colorado

### MOST POINTS, GAME:

2 - 11 times, last (1g-1a) April 13, 2014 at Minnesota

### MOST PIM, GAME:

5 - March 12, 2013 at Dallas

### MOST SHOTS, GAME:

6 - March 1, 2014 vs. Winnipeg

### LONGEST GOAL-SCORING STREAK:

2 - twice, last (2g) April 12-13, 2014

### LONGEST ASSIST STREAK:

2 - six times, last (3a), March 23-25, 2014

### LONGEST POINT-SCORING STREAK:

3 - (2g-2a) April 10-13, 2014

### CAREER HAT TRICKS:

None

### CAREER PENALTY SHOTS:

None

### CAREER OVERTIME POINTS:

2 (2a)

### FIRST NHL GAME:

Dec. 26, 2011 vs. Detroit

### FIRST NHL GOAL:

Jan. 7, 2012 vs. Carolina (Justin Peters)

### FIRST GAME AS A PREDATOR:

Dec. 26, 2011 vs. Detroit

### FIRST GOAL AS A PREDATOR:

Jan. 7, 2012 vs. Carolina (Justin Peters)





# MIKE FISHER

**MIKE FISHER**  
(MIGHK FIH-shuhr)  
Center

**SHOOTS:** Right  
**HEIGHT:** 6-1  
**WEIGHT:** 215  
**DOB:** June 5, 1980  
**BIRTHPLACE:** Peterborough, Ontario  
**HOMETOWN:** Peterborough, Ontario

**ACQUIRED**  
**February 10, 2010** -  
Acquired by Nashville from Ottawa for a first-round selection in the 2011 Entry Draft (Stefan Noesen) and a third-round selection in the 2012 Entry Draft (Jarrod Maidens).

**2013-14:** Posted his sixth career 20-goal season (20), set a career high in assists (29) and amassed the third-highest point total of his 14-season career (49)... Ranked fourth on the team in goals, assists and points... Tied for second on the team in game-winning goals (4), and for fourth in power-play markers (4)... Led all Nashville forwards and tied a career high in average ice time (19:45) - nearly three minutes higher than the next closest forward and the third consecutive season he's led Nashville forwards in the category... Ranked fourth among all League forwards in blocked shots (73), the fifth consecutive season, and seventh time in the last eight seasons he's finished among the Top 10 in the category... Ranked second among Predator forwards, and third on the team, in hits (144)... Won 52 percent of the face-offs he took (596 of 1146), just one-tenth of a percentage point off his career high (52.1 percent, 2006-07)... A team-leading 31 (11g-20a) of his 49 points (20g-29a) came on home ice... Amassed 13 points (3g-10a) in the final 12 games of the season... A full-time alternate captain for the second consecutive season.

and third in points... Led the team and tied for 11th in the League in game-winning goals (7)... Posted a career high in shooting percentage (15.3)... Tied for eighth among NHL forwards in blocked shots (76)... Posted a +11 rating, second-best among Predator forwards... Paced the team in points after the turn of the calendar, with 36 (17g-19a) in 42 games... Posted his 400th career point with an assist against Los Angeles on March 6... Notched his 200th career assist with his third of the game vs. Carolina on Jan. 7. **PLAYOFFS:** Tied for second on the team in assists (3), and tied for fourth in points (4)... Led the team in hits (33)... Paced all Nashville forwards in average ice time (20:53).

**2010-11:** Played a career-high 82 games split between Ottawa (55) and Nashville (27)... Set a career high, and led NHL forwards, in blocked shots (89)... Nashville posted a 15-8-4 record after his acquisition... Ranked second among Nashville forwards in average ice time after his joining the team (18:15)... Recorded an assist in his Predators debut on Feb. 12 vs. Colorado... Was tied for the Ottawa team lead in goals (14) at the time of his departure. **PLAYOFFS:** Ranked third on the team in points (3g-4a-7pts)... Paced the club in points (3g-3a-6pts) during its WCQ series victory over Anaheim... Posted a playoff career-high three points (2g-1a) in Game One at Anaheim.

**CAREER NOTES:** Set career highs in goals (25) and points (53) in **2009-10**... Led the Senators in goals and ranked third in points during his last full season with the club... Set a career high in power-play goals (10) in 2009-10, ranking second on the Sens... Tied for 10th in the NHL in game winners (6), and tied for the NHL lead in overtime goals (3), in 2009-10... Set career highs in face-offs won/taken (679/1307) and winning percentage (52.1) in 2009-10... Ranked 15th in the NHL in hits (209) and was fifth among League forwards in blocked shots (80) in 2009-10... Earned a silver medal while representing Canada at the 2009 World Championship... Led Ottawa in shorthanded goals (2) and shootout deciding markers (2) in **2008-09**... Ranked 14th in the NHL in hits (211) in 2008-09... Ranked seventh in the League in hits with a career high (234), and was fourth among NHL forwards in blocked shots (78), in **2007-08**... Established career highs in shots (215), average ice time (19:45) and penalty minutes (82) in 2007-08... Scored his 100th NHL goal on Dec. 12, 2007 at Carolina... Missed the 2008 playoffs due to injury... Ranked fourth among NHL forwards in blocked shots (78), and was seventh at the position in hits (195) in **2006-07**... Posted 10

## VERSUS THE NHL WITH PREDATORS

|      | GP | G  | A  | PTS | PIM | GP | G  | A  | PTS | PIM |
|------|----|----|----|-----|-----|----|----|----|-----|-----|
| ANA  | 20 | 6  | 2  | 8   | 11  | 8  | 4  | 1  | 5   | 9   |
| ARI  | 18 | 8  | 9  | 17  | 4   | 7  | 3  | 2  | 5   | 0   |
| BOS  | 50 | 9  | 10 | 19  | 47  | 4  | 1  | 2  | 3   | 2   |
| BUF  | 56 | 8  | 26 | 34  | 52  | 4  | 0  | 2  | 2   | 6   |
| CGY  | 24 | 4  | 5  | 9   | 12  | 7  | 0  | 2  | 2   | 4   |
| CAR  | 36 | 13 | 13 | 26  | 34  | 4  | 1  | 4  | 5   | 4   |
| CHI  | 22 | 7  | 7  | 14  | 10  | 11 | 5  | 7  | 12  | 6   |
| COL  | 23 | 3  | 13 | 16  | 21  | 9  | 1  | 7  | 8   | 8   |
| CBJ  | 21 | 11 | 4  | 15  | 10  | 10 | 7  | 2  | 9   | 2   |
| DAL  | 23 | 7  | 5  | 12  | 15  | 10 | 3  | 1  | 4   | 4   |
| DET  | 22 | 4  | 10 | 14  | 19  | 10 | 1  | 4  | 5   | 13  |
| EDM  | 23 | 2  | 9  | 11  | 8   | 8  | 0  | 2  | 2   | 4   |
| FLA  | 35 | 15 | 12 | 28  | 27  | 3  | 3  | 1  | 4   | 4   |
| L.A. | 21 | 7  | 4  | 11  | 13  | 8  | 3  | 3  | 6   | 0   |
| MIN  | 20 | 2  | 5  | 7   | 6   | 7  | 0  | 1  | 1   | 2   |
| MTL  | 53 | 13 | 16 | 29  | 42  | 2  | 0  | 1  | 1   | 0   |
| NSH  | 12 | 1  | 4  | 5   | 7   | -- | -- | -- | --  | --  |
| N.J. | 32 | 5  | 5  | 10  | 33  | 1  | 0  | 0  | 0   | 0   |
| NYI  | 35 | 8  | 8  | 16  | 27  | 1  | 0  | 0  | 0   | 4   |
| NYR  | 31 | 6  | 6  | 12  | 22  | 3  | 0  | 0  | 0   | 0   |
| OTT  | 3  | 1  | 0  | 1   | 2   | 3  | 1  | 0  | 1   | 2   |
| PHI  | 39 | 6  | 10 | 16  | 59  | 4  | 2  | 2  | 4   | 2   |
| PIT  | 36 | 6  | 12 | 18  | 17  | 3  | 0  | 1  | 1   | 0   |
| STL  | 23 | 8  | 5  | 13  | 14  | 11 | 3  | 2  | 5   | 6   |
| S.J. | 22 | 3  | 3  | 6   | 6   | 9  | 0  | 3  | 3   | 2   |
| T.B. | 35 | 12 | 13 | 25  | 21  | 3  | 2  | 2  | 4   | 0   |
| TOR  | 56 | 21 | 13 | 34  | 72  | 3  | 0  | 2  | 2   | 15  |
| VAN  | 24 | 11 | 4  | 15  | 16  | 9  | 6  | 2  | 8   | 2   |
| WSH  | 35 | 10 | 13 | 23  | 28  | 4  | 0  | 4  | 4   | 0   |
| WPG  | 37 | 9  | 8  | 17  | 29  | 5  | 2  | 3  | 5   | 4   |

**2012-13:** Ranked third on the team in goals (10), and tied for third in points (21)... Tied for the team lead in plus/minus rating (+6)... Ranked seventh among NHL forwards in blocked shots (46)... Ranked second among Nashville forwards and third on the team in hits (67)... Notched 11 points (6g-5a) in his final 12 games of the season, including an eight-game point streak from March 14-28 (5g-4a), the longest by a Predator in 2012-13, and one game shy of tying a career best... Suited up for his 800th career game on March 12 at Dallas... Scored his 200th career goal to force overtime in a 5-4 victory over Dallas on Feb. 25.

**2011-12:** Winner of the 2012 NHL Foundation Award, which recognizes a player who applies the core values of hockey - commitment, perseverance and teamwork - to enrich the lives of people in his community... Received the seventh-most votes for the Selke Trophy... Fell one goal (24) and two points (51) shy of career highs in each category. Ranked second on the team in goals,



points (5g-5a) in 20 games while helping Ottawa reach the 2007 Stanley Cup Finals... Ranked second in the 2007 postseason in hits (73) and ninth in shots (54)... A finalist for the Selke Trophy as the NHL's top defensive forward after tying for third in the NHL in shorthanded points (4g-3a-7pts) and setting a career high in plus/minus rating (+23) in **2005-06**... Paced the Senators in hits (33) during the 2006 Stanley Cup Playoffs... Ranked fourth on EV Zug (Switzerland) in points (9g-18a-27pts) during the **2004-05** campaign despite appearing in only 21 of the club's 44 regular-season games... Made his Team Canada debut at the 2005 World Championship, earning a silver medal... Ottawa's nominee for the 2004 Masterton Memorial Trophy... Missed 58 games in **2003-04** following offseason surgery... His lone goal in the 2004 playoffs was the overtime winner in Game Six of Ottawa's ECQ series vs. Toronto... Helped Ottawa reach the Eastern Conference Final in **2002-03**... One of just nine players in the 2003 postseason to record a shorthanded and game-winning goal. The game winner came in Game Five of the ECS vs. Philadelphia, sending the Senators to the conference finals... Tied for sixth in the NHL in shorthanded goals (3) in **2001-02**... Participated in the 2002 YoungStars Game during All-Star Weekend, recording an assist... Three of his seven goals in **2000-01** were game winners... Made NHL playoff debut in Game One of the Ottawa's ECQ series against Toronto on April 13, 2001... Missed the final 45 games of his rookie campaign in **1999-2000** after suffering a knee injury on Dec. 30, 1999 vs. Boston... Recorded his first NHL point/assist on Oct. 21, 1999 vs. Colorado, then created his first career multi-point/assist performance with another helper later in the game.

**AMATEUR:** Captained the Sudbury Wolves during his second season with the club in 1998-99... Ranked fifth in the OHL in points (41g-65a-106pts), tied for sixth in assists and tied for third in shorthanded goals (5) in 1998-99...

Sudbury's nominee for the OHL's most gentlemanly player award in 1999... Tied the Sudbury franchise record for points in a game with seven on Dec 18, 1998 vs. Barrie... Ranked seventh among OHL rookies in goals, and tied for ninth in points (24g-25a-49pts) with Sudbury in 1997-98... Posted 56 points (26g-30a) in 51 games in his final season with his hometown Peterborough Jr. Petes (OPJHL) in 1996-97.

**BACKGROUND:** On Twitter @mikefisher1212... Nickname "Fish"... Works closely with Room In The Inn, a full-service homeless facility located a few blocks from Bridgestone Arena, Cottage Cove Urban Ministries, a Nashville based non-profit organization that serves inner city youth and Rocketown, a local youth outreach facility ... Became a spokesman for the I Am Second initiative during the 2013-14 season... Released a revised edition of his first book - Defender of Faith: The Mike Fisher Story in August 2014 after its original publication in August 2011. Proceeds from the book go to World Vision... An avid outdoorsman who says his greatest catches were a 100-pound marlin and a grizzly bear. Enjoys hunting, fishing and adventure sports... Favorites include The Shawshank Redemption (movie), Bass Pro Shop (place to shop), his cottage in Ontario (vacation spot), The Bible (book) and the Toronto Blue Jays (sports team growing up)... Has two dogs - Ace and Penny... Wife - Carrie.

**TRANSACTIONS:** **Feb. 10, 2011** - Acquired by Nashville from Ottawa for a first-round selection in the 2011 Entry Draft (Stefan Noesen) and a third-round selection in the 2012 Entry Draft (Jarrod Maidens)... **June 27, 1998** - Ottawa's second selection (second round, 44th overall) in the 1998 Entry Draft.





# MIKE FISHER



## CAREER RECORD

| SEASON  | CLUB                    | LEAGUE | Regular Season |            |            |            |            | Playoffs  |           |           |           |           |
|---------|-------------------------|--------|----------------|------------|------------|------------|------------|-----------|-----------|-----------|-----------|-----------|
|         |                         |        | GP             | G          | A          | PTS        | PIM        | GP        | G         | A         | PTS       | PIM       |
| 1996-97 | Peterborough            | OPJHL  | 51             | 26         | 30         | 56         | 35         | --        | --        | --        | --        | --        |
| 1997-98 | Sudbury                 | OHL    | 66             | 24         | 25         | 49         | 65         | 9         | 2         | 2         | 4         | 13        |
| 1998-99 | Sudbury                 | OHL    | 68             | 41         | 65         | 106        | 55         | 4         | 2         | 1         | 3         | 4         |
| 1999-00 | Ottawa                  | NHL    | 32             | 4          | 5          | 9          | 15         | --        | --        | --        | --        | --        |
| 2000-01 | Ottawa                  | NHL    | 60             | 7          | 12         | 19         | 46         | 4         | 0         | 1         | 1         | 4         |
| 2001-02 | Ottawa                  | NHL    | 58             | 15         | 9          | 24         | 55         | 10        | 2         | 1         | 3         | 0         |
| 2002-03 | Ottawa                  | NHL    | 74             | 18         | 20         | 38         | 54         | 18        | 2         | 2         | 4         | 16        |
| 2003-04 | Ottawa                  | NHL    | 24             | 4          | 6          | 10         | 39         | 7         | 1         | 0         | 1         | 4         |
| 2004-05 | EV Zug                  | Swiss  | 21             | 9          | 18         | 27         | 34         | --        | --        | --        | --        | --        |
| 2005-06 | Ottawa                  | NHL    | 68             | 22         | 22         | 44         | 64         | 10        | 2         | 2         | 4         | 12        |
| 2006-07 | Ottawa                  | NHL    | 68             | 22         | 26         | 48         | 41         | 20        | 5         | 5         | 10        | 24        |
| 2007-08 | Ottawa                  | NHL    | 79             | 23         | 24         | 47         | 82         | --        | --        | --        | --        | --        |
| 2008-09 | Ottawa                  | NHL    | 78             | 13         | 19         | 32         | 66         | --        | --        | --        | --        | --        |
| 2009-10 | Ottawa                  | NHL    | 79             | 25         | 28         | 53         | 59         | 6         | 2         | 3         | 5         | 6         |
| 2010-11 | Ottawa                  | NHL    | 55             | 14         | 10         | 24         | 33         | --        | --        | --        | --        | --        |
|         | Nashville               | NHL    | 27             | 5          | 7          | 12         | 10         | 12        | 3         | 4         | 7         | 11        |
| 2011-12 | Nashville               | NHL    | 72             | 24         | 27         | 51         | 33         | 10        | 1         | 3         | 4         | 8         |
| 2012-13 | Nashville               | NHL    | 38             | 10         | 11         | 21         | 27         | --        | --        | --        | --        | --        |
| 2013-14 | Nashville               | NHL    | 75             | 20         | 29         | 49         | 60         | --        | --        | --        | --        | --        |
|         | <b>NHL TOTALS</b>       |        | <b>887</b>     | <b>226</b> | <b>255</b> | <b>481</b> | <b>684</b> | <b>97</b> | <b>18</b> | <b>21</b> | <b>39</b> | <b>85</b> |
|         | <b>PREDATORS TOTALS</b> |        | <b>212</b>     | <b>59</b>  | <b>74</b>  | <b>133</b> | <b>130</b> | <b>22</b> | <b>4</b>  | <b>7</b>  | <b>11</b> | <b>19</b> |



# 12

## INTERNATIONAL RECORD

Canada

| Year | Event | GP | G | A | PTS | PIM |
|------|-------|----|---|---|-----|-----|
| 2005 | WC    | 9  | 0 | 1 | 1   | 4   |
| 2009 | WC    | 9  | 2 | 3 | 5   | 14  |

## STATISTICAL BREAKDOWN

| YEAR          | TEAM | PP        | SH        | GW        | S           | %            | +/-       | TF           | FW          | F%           | MIN          | Shootouts   |            |           |          |             |          |
|---------------|------|-----------|-----------|-----------|-------------|--------------|-----------|--------------|-------------|--------------|--------------|-------------|------------|-----------|----------|-------------|----------|
|               |      |           |           |           |             |              |           |              |             |              |              | H           | BS         | S         | G        | S%          | GDG      |
| 1999-00       | OTT  | 0         | 0         | 1         | 49          | 8.2%         | -6        | 356          | 170         | 47.8%        | 12:57        | --          | --         | --        | --       | --          |          |
| 2000-01       | OTT  | 0         | 0         | 3         | 83          | 8.4%         | -1        | 709          | 356         | 50.2%        | 11:37        | --          | --         | --        | --       | --          |          |
| 2001-02       | OTT  | 0         | 3         | 4         | 123         | 12.2%        | 8         | 848          | 413         | 48.7%        | 14:05        | --          | --         | --        | --       | --          |          |
| 2002-03       | OTT  | 5         | 1         | 3         | 142         | 12.7%        | 13        | 1077         | 518         | 48.1%        | 15:59        | 65          | 9          | --        | --       | --          |          |
| 2003-04       | OTT  | 1         | 0         | 0         | 47          | 8.5%         | -3        | 357          | 150         | 42.0%        | 17:25        | --          | --         | --        | --       | --          |          |
| 2005-06       | OTT  | 2         | 4         | 3         | 150         | 14.7%        | 23        | 883          | 444         | 50.3%        | 17:09        | 109         | 46         | 2         | 0        | .000        | 0        |
| 2006-07       | OTT  | 7         | 2         | 3         | 193         | 11.4%        | 15        | 1191         | 620         | 52.1%        | 18:25        | 195         | 78         | 4         | 1        | .250        | 0        |
| 2007-08       | OTT  | 6         | 2         | 4         | 215         | 10.7%        | -10       | 1230         | 618         | 50.2%        | 19:45        | 234         | 73         | 2         | 1        | .500        | 0        |
| 2008-09       | OTT  | 1         | 2         | 3         | 182         | 7.1%         | 0         | 1044         | 535         | 51.2%        | 18:29        | 211         | 54         | 5         | 2        | .400        | 2        |
| 2009-10       | OTT  | 10        | 0         | 6         | 212         | 11.8%        | 1         | 1307         | 679         | 52.0%        | 18:58        | 209         | 80         | 5         | 2        | .400        | 0        |
| 2010-11       | OTT  | 3         | 0         | 1         | 132         | 10.6%        | -19       | 825          | 399         | 48.4%        | 18:25        | 91          | 59         | 1         | 0        | .000        | 0        |
|               | NSH  | 1         | 0         | 1         | 60          | 8.3%         | 2         | 421          | 203         | 48.2%        | 18:15        | 44          | 30         | 1         | 0        | .000        | 0        |
| 2011-12       | NSH  | 5         | 0         | 7         | 157         | 15.3%        | 11        | 1217         | 588         | 48.3%        | 19:17        | 116         | 76         | 3         | 0        | .000        | 0        |
| 2012-13       | NSH  | 1         | 0         | 0         | 68          | 14.7%        | 6         | 563          | 275         | 48.8%        | 19:27        | 67          | 46         | 2         | 0        | .000        | 0        |
| 2013-14       | NSH  | 4         | 0         | 4         | 177         | 11.3%        | -4        | 1146         | 596         | 52.0%        | 19:45        | 144         | 73         | 1         | 0        | .000        | 0        |
| <b>TOTALS</b> |      | <b>46</b> | <b>14</b> | <b>43</b> | <b>1990</b> | <b>11.4%</b> | <b>36</b> | <b>13174</b> | <b>6564</b> | <b>49.8%</b> | <b>17:33</b> | <b>1485</b> | <b>624</b> | <b>26</b> | <b>6</b> | <b>.231</b> | <b>2</b> |

## CAREER HIGHLIGHTS

### MOST GOALS, GAME:

3 - Dec. 29, 2007 vs. Washington

### MOST ASSISTS, GAME:

3 - four times, last April 12, 2014 vs. Chicago

### MOST POINTS, GAME:

3 - 17 times, last (3a) April 12, 2014 vs. Chicago

### MOST PIM, GAME:

29 - March 5, 2004 at Philadelphia

### MOST SHOTS, GAME:

9 - twice, last Dec. 8, 2008 vs. Florida

### LONGEST GOAL-SCORING STREAK:

5 - (5g) Feb. 10-22, 2007

### LONGEST ASSIST STREAK:

5 - twice, last (5a) Jan. 1-12, 2008

### LONGEST POINT-SCORING STREAK:

9 - (8g-6a) Dec. 23, 2007-Jan. 12, 2008

### CAREER HAT TRICKS:

1 - Dec. 29, 2007 vs. Washington (Olaf Kolzig)

### CAREER PENALTY SHOTS:

2 - Dec. 5, 2001 at Dallas (Turco): Goal;  
Nov. 2, 2010 at Toronto (Giguere): Goal

### CAREER OVERTIME POINTS:

13 (7g-6a)

### FIRST NHL GAME:

Oct. 2, 1999 at Philadelphia

### FIRST NHL GOAL:

Oct. 31, 1999 vs. Atlanta (Damian Rhodes)

### FIRST GAME AS A PREDATOR:

Feb. 12, 2011 vs. Colorado

### FIRST GOAL AS A PREDATOR:

Feb. 17, 2011 vs. Vancouver (Roberto Luongo)





# FILIP FORSBERG

## FILIP FORSBERG

(FIHL-ihp FOHRZ-buhr)  
Right Wing

**SHOOTS:** Right

**HEIGHT:** 6-1

**WEIGHT:** 200

**DOB:** August 13, 1994

**BIRTHPLACE:** Ostervalva, Sweden

**HOMETOWN:** Ostervalva, Sweden

## ACQUIRED

**April 3, 2013** - Acquired from Washington for forwards Martin Erat and Michael Latta.

## VERSUS THE NHL

|      | GP | G  | A  | PTS | PIM |
|------|----|----|----|-----|-----|
| ANA  | 0  | 0  | 0  | 0   | 0   |
| ARI  | 0  | 0  | 0  | 0   | 0   |
| BOS  | 0  | 0  | 0  | 0   | 0   |
| BUF  | 0  | 0  | 0  | 0   | 0   |
| CGY  | 1  | 0  | 1  | 1   | 0   |
| CAR  | 0  | 0  | 0  | 0   | 0   |
| CHI  | 2  | 0  | 0  | 0   | 2   |
| COL  | 1  | 0  | 1  | 1   | 0   |
| CUB  | 1  | 0  | 0  | 0   | 0   |
| DAL  | 0  | 0  | 0  | 0   | 0   |
| DET  | 1  | 0  | 0  | 0   | 0   |
| EDM  | 0  | 0  | 0  | 0   | 0   |
| FLA  | 1  | 0  | 1  | 1   | 0   |
| L.A. | 2  | 0  | 0  | 0   | 0   |
| MIN  | 1  | 1  | 0  | 1   | 2   |
| MTL  | 1  | 0  | 1  | 1   | 0   |
| NSH  | -- | -- | -- | --  | --  |
| N.J. | 0  | 0  | 0  | 0   | 0   |
| NYI  | 1  | 0  | 0  | 0   | 0   |
| NYR  | 0  | 0  | 0  | 0   | 0   |
| OTT  | 0  | 0  | 0  | 0   | 0   |
| PHI  | 0  | 0  | 0  | 0   | 0   |
| PIT  | 1  | 0  | 0  | 0   | 0   |
| STL  | 1  | 0  | 0  | 0   | 0   |
| S.J. | 0  | 0  | 0  | 0   | 0   |
| T.B. | 0  | 0  | 0  | 0   | 0   |
| TOR  | 1  | 0  | 0  | 0   | 0   |
| VAN  | 1  | 0  | 0  | 0   | 0   |
| WSH  | 0  | 0  | 0  | 0   | 0   |
| WPG  | 2  | 0  | 1  | 1   | 0   |

**2013-14:** Began the season with Nashville, and scored his first NHL goal in his first game of the season on Oct. 8, 2013 vs. Minnesota... Posted five points (1g-4a) in his first 11 NHL games of the season before being assigned to Milwaukee (AHL) for all but two one-game stints (Nov. 15 at Pittsburgh and March 23 at Chicago)... Ranked fifth on the Admirals in goals (15) and tied for sixth in points (34)... Tied for the Milwaukee team lead in power-play goals (7), and was second in points-per game (.72)... Participated in his third straight World Junior Championship in 2014, and captained the Swedish squad for the second consecutive year, helping it reach overtime of the Gold Medal Game and earn a silver medal to complete his world junior career as a three-time medalist (one gold, two silvers)... Became the first Swede to win MVP honors at the WJC since the award began in 2004. Also named Best Forward of the tournament by the Directorate and to the Media All-Star Team... Ranked second at the 2014 World Junior Championship in points (4g-8a-12pts), second in assists and tied for fourth goals.

**2012-13:** Joined Nashville following the completion of his Swedish league season, making his NHL debut on April 14, 2013 vs. Detroit to become the third-youngest player (18 years, 244 days) to don a Predators uniform. Recorded his first career NHL point/assist on April 23, 2013 vs. Calgary... The recipient of the 2013 Golden Cage Award as the Allsvenskan's (Sweden-2) top junior player after posting 33 points (15g-18a) in 38 games for Leksand... Led all Allsvenskan junior players in goals and ranked second to fellow Predators prospect Pontus Aberg in points... Ranked second in goals and tied for eighth in points (5g-4a-9pts, 9gp) during 2013 qualification play to help Leksand earn promotion to the SHL in 2013-14... Captained Sweden to a silver medal at the 2013 World Junior Championship... Named to the 2013 World Junior Championship

All-Star Team by the media and one of Sweden's three best players of the tournament by the coaches after posting five points (3g-2a) in six games.

**AMATEUR:** Amassed the most points (8g-9a-17pts) by an under-18 junior player in the Allsvenskan with Leksand in 2011-12... Helped Sweden claim gold at the 2012 World Junior Championship... Captained Sweden to a silver medal at the Under-18 World Championship... Named the best forward of the 2012 Under-18 Worlds by the directorate after tying for second among all tournament skaters in goals (5)... Paced the 2010-11 Leksand junior squad in points (21g-19a-40pts), and tied for sixth in league goal scoring... Earned a silver medal with Sweden at the 2011 Under-18 World Championship, tying for sixth in the tournament in goals (4) and ranking third on the team in points (6) as its youngest member... Joined Leksand's junior club after the completion of his under-18 team's season in 2009-10, helping it win the league title.

**BACKGROUND:** Favorites include Anchorman (movie), Virago (Nashville restaurant), Olsnäs, Sweden and Miami (vacation spots)... Would like to play a hockey game at Santiago Bernabéu Stadium, home of Real Madrid, and trade places with LeBron James for a day... If he could have one super power, it would be to fly, but his worst fear is heights... Would choose Ben Stiller to play him in a movie... Considers ice cream to be his guilty pleasure... If he could make a rule change, it would be to reduce goalie pad size, and increase net size... His hidden talent is being good at Monopoly.

**TRANSACTIONS:** **April 3, 2013** - Acquired from Washington for forwards Martin Erat and Michael Latta on April 3, 2013... **June 22, 2012** - Washington's first selection, 11th overall (first round), in the 2012 Entry Draft.



## CAREER HIGHLIGHTS

|   |   |
|---|---|
| <b>MOST GOALS, GAME:</b><br>1 - October 8, 2013 vs. Minnesota                     | <b>CAREER HAT TRICKS:</b><br>None   |
| <b>MOST ASSISTS, GAME:</b><br>1 - five times, last Nov. 6, 2013 at Colorado       | <b>CAREER PENALTY SHOTS:</b><br>None  |
| <b>MOST POINTS, GAME:</b><br>1 - six times, last (1a) Nov. 6, 2013 at Colorado    | <b>CAREER OVERTIME POINTS:</b><br>None  |
| <b>MOST PIM, GAME:</b><br>2 - twice, last March 23, 2014 at Chicago               | <b>FIRST NHL GAME:</b><br>April 14, 2013 vs. Detroit                          |
| <b>MOST SHOTS, GAME:</b><br>4 - five times, last Oct. 24, 2013 vs. Winnipeg       | <b>FIRST NHL GOAL:</b><br>Oct. 8, 2013 vs. Minnesota (Josh Harding)           |
| <b>LONGEST GOAL-SCORING STREAK:</b><br>2 - six times, last (2g) April 12-13, 2014 | <b>FIRST GAME AS A PREDATOR:</b><br>April 14, 2013 vs. Detroit                |
| <b>LONGEST ASSIST STREAK:</b><br>2 - six times, last (3a), March 23-25, 2014      | <b>FIRST GOAL AS A PREDATOR:</b><br>Oct. 8, 2013 vs. Minnesota (Josh Harding) |
| <b>LONGEST POINT-SCORING STREAK:</b><br>3 - (2g-2a) April 10-13, 2014             |   |

## INTERNATIONAL RECORD

Sweden

| Year | Event   | GP | G | A | PTS | PIM |
|------|---------|----|---|---|-----|-----|
| 2011 | U-18 WC | 6  | 4 | 2 | 6   | 2   |
| 2012 | U-18 WC | 6  | 5 | 2 | 7   | 6   |
|      | WJC     | 6  | 0 | 1 | 1   | 2   |
| 2013 | WJC     | 6  | 3 | 2 | 5   | 0   |
| 2014 | WJC     | 7  | 4 | 8 | 12  | 2   |

## CAREER RECORD

Regular Season

Playoffs

| SEASON                      | CLUB         | LEAGUE     | GP        | G        | A        | PTS      | PIM      | GP       | G        | A        | PTS      | PIM      |
|-----------------------------|--------------|------------|-----------|----------|----------|----------|----------|----------|----------|----------|----------|----------|
| 2009-10                     | Leksand U-18 | Sweden-U18 | 31        | 21       | 16       | 37       | 22       | 4        | 5        | 3        | 8        | 0        |
|                             | Leksand U-16 | Sweden-U16 | 3         | 4        | 3        | 7        | 6        | --       | --       | --       | --       | --       |
|                             | Leksand Jr.  | Sweden-Jr. | 0         | 0        | 0        | 0        | 0        | 5        | 0        | 0        | 0        | 0        |
| 2010-11                     | Leksand Jr.  | Sweden-Jr. | 36        | 21       | 19       | 40       | 22       | --       | --       | --       | --       | --       |
|                             | Leksand      | Sweden-2   | 10        | 1        | 0        | 1        | 0        | 6        | 0        | 1        | 1        | 0        |
| 2011-12                     | Leksand U-18 | Sweden-U18 | 3         | 1        | 5        | 6        | 4        | 6        | 2        | 2        | 4        | 2        |
|                             | Leksand      | Sweden-2   | 43        | 8        | 9        | 17       | 33       | 10       | 2        | 1        | 3        | 0        |
|                             | Leksand Jr.  | Sweden-Jr. | 6         | 0        | 1        | 1        | 2        | --       | --       | --       | --       | --       |
|                             | Leksand U-18 | Sweden-U18 | 1         | 0        | 2        | 2        | 4        | --       | --       | --       | --       | --       |
| 2012-13                     | Leksand      | Sweden-2   | 38        | 15       | 18       | 33       | 16       | 9        | 5        | 4        | 9        | 6        |
|                             | Nashville    | NHL        | 5         | 0        | 1        | 1        | 0        | --       | --       | --       | --       | --       |
| 2013-14                     | Nashville    | NHL        | 13        | 1        | 4        | 5        | 4        | --       | --       | --       | --       | --       |
|                             | Milwaukee    | AHL        | 47        | 15       | 19       | 34       | 14       | 3        | 1        | 1        | 2        | 0        |
| <b>NHL/PREDATORS TOTALS</b> |              |            | <b>18</b> | <b>1</b> | <b>5</b> | <b>6</b> | <b>4</b> | <b>0</b> | <b>0</b> | <b>0</b> | <b>0</b> | <b>0</b> |

## STATISTICAL BREAKDOWN

Shootouts

| YEAR          | TEAM | PP       | SH       | GW       | S         | %           | +/-        | TF       | FW       | F%          | MIN          | H        | BS       | S        | G        | S%          | GDG      |
|---------------|------|----------|----------|----------|-----------|-------------|------------|----------|----------|-------------|--------------|----------|----------|----------|----------|-------------|----------|
| 2012-13       | NSH  | 0        | 0        | 0        | 14        | 0.0%        | -5         | 1        | 0        | 0.0%        | 15:28        | 3        | 0        | 0        | 0        | .000        | 0        |
| 2013-14       | NSH  | 1        | 0        | 0        | 20        | 5.0%        | -8         | 0        | 0        | 0.0%        | 11:24        | 6        | 2        | 1        | 0        | .000        | 0        |
| <b>TOTALS</b> |      | <b>1</b> | <b>0</b> | <b>0</b> | <b>34</b> | <b>2.9%</b> | <b>-13</b> | <b>1</b> | <b>0</b> | <b>0.0%</b> | <b>12:32</b> | <b>9</b> | <b>2</b> | <b>1</b> | <b>0</b> | <b>.000</b> | <b>0</b> |



# PAUL GAUSTAD

**PAUL GAUSTAD**  
(PAWL GAW-stad)  
Center

**SHOOTS:** Left  
**HEIGHT:** 6-5  
**WEIGHT:** 225  
**DOB:** February 3, 1982  
**BIRTHPLACE:** Fargo, North Dakota  
**HOMETOWN:** Portland, Oregon

## ACQUIRED

**Feb. 27, 2012** – Acquired along with a fourth-round pick in the 2013 Entry Draft (Juuse Saros) from Buffalo for a first-round pick in the 2012 Entry Draft (traded to Calgary; Calgary selected Mark Jankowski).

**2013-14:** Ranked fourth in the NHL in face-off efficiency (58 percent), the fifth consecutive season he's ranked among the League's Top 10 in the category... Ranked third in the League in road face-off winning percentage (57.4) and fifth in shorthanded draws won (128)... Hit double digits in goals for the fifth time in his career, with seven of his 10 goals coming on the road... Set career highs in shooting percentage (13.5) face-offs taken (1,200), face-offs won (696) and blocked shots (55)... Led Nashville forwards in average shorthanded time on ice (2:28)... Registered his 200th career point with a goal on Jan. 9 vs. Anaheim... Nashville's nominee for the 2014 Masterton Trophy.

**2012-13:** Ranked third in the NHL in face-off efficiency (57.7 percent)... Ranked 19th among League forwards in average shorthanded ice time (2:24)... Notched his first multi-point assist performance as a Predator on Feb. 5 at St. Louis, played in his 500th career game two nights later on Feb. 7 vs. Los Angeles, then scored his first regular-season goal as a Predator and recorded

his 600th career penalty minute two nights after that on Feb. 9 at Minnesota.

**2011-12:** Ranked sixth in the NHL in face-off efficiency (57.3 percent)... Tied a career high in game-winning goals (3)... Ranked ninth among League forwards in shorthanded time on ice per game (2:45)... Recorded an assist in his Predators debut on March 3 at Florida. **PLAYOFFS:** Ranked seventh in postseason face-off efficiency (60.1 percent)... His first goal as a Predator was Nashville's first goal of the 2012 Playoffs in a 3-2 win over Detroit in Game One of the WCQ... Led all forwards in average shorthanded ice time (2:55) during the playoffs.

**CAREER NOTES:** Ranked third in the NHL in face-off percentage (59.8 percent) in **2010-11**... Tied a career high in goals (12) for the third consecutive season and set a career high in game-winning goals (3) in 2010-11... Ranked second on the 2010-11 Sabres in penalty minutes (101)... Recorded his 100th career assist on April 9, 2011 at Columbus... Ranked 10th in 2011 playoff face-off efficiency (54.9 percent)... Represented the United States for the first

time in international competition at the 2011 World Championship... Ranked sixth in the NHL in face-off winning percentage (57.4) in **2009-10**... Set career highs in goals (12) and penalty minutes (108) in **2008-09**... Scored his first and only career shorthanded goal on March 4, 2009 vs. Montreal... Posted career highs in points (36) and assists (26) in **2007-08**... Played in all 82 regular-season contests for the first time in his career in 2007-08... One of just four NHL forwards to amass more than 150 hits (199) and 40 blocked shots (48) in 2007-08, recording career highs in both categories... Posted career highs in shots (137), power-play goals (5) and average ice time (17:09) in 2007-08... Set a personal best in plus/minus rating (+1) in **2006-07**... Ranked fourth among rookie forwards in hits (126) and fifth in blocked shots (41) in **2005-06**... Tied for second in games played by a rookie (18) during Buffalo's run to the 2006 Eastern Conference Final... Helped the Rochester American's to the AHL's best regular-season record (51-19-4-6, 112pts) in **2004-05**... Tied for the Rochester team lead in goals (5) and points (11) during the 2005 Calder Cup Playoffs... Ranked second on **2003-04** Amerks in penalty minutes (169)... Tied for eighth in the 2003 playoffs in assists (10)... Tied for eighth in AHL rookie points (53) and second in assists (39) in **2002-03**.

**AMATEUR:** Spent all three seasons of his junior career with his hometown Portland Winterhawks (WHL), recording 135 points (53g-82a) and 480 penalty minutes in 198 games... Voted team MVP by his teammates in 2002-03... 2001 Western Conference nominee for WHL Humanitarian of the Year in part because of his work with Emmanuel Children's Hospital... Tied for ninth in the 2001 WHL playoffs in points (10g-6a-16pts), helping Portland to the WHL Final... Named Portland's 2000 Scholastic Player and a finalist for the WHL Scholastic Player of the Year Award.

**BACKGROUND:** Nickname "Goose"... Favorites include Taqueria del Sol (Nashville restaurant), Peter Forsberg (player to watch), The Wire (TV show), Minnesota North Stars (non-Predators Jersey in any sport) and salsa (condiment)... Of any venue, he'd most like to play a game at Wrigley Field... Worst fear is claustrophobia... Has two dogs: a Newfoundland named Gus and a Puggle named Bella... Wife: Danielle, Son: Aiden.

**TRANSACTIONS:** **Feb. 27, 2012** – Acquired along with a fourth-round pick in the 2013 Entry Draft (Juuse Saros) from Buffalo for a first-round pick in the 2012 Entry Draft (traded to Calgary; Calgary selected Mark Jankowski)... **June 25, 2000** – Buffalo's sixth selection, 220th overall (seventh round), in the 2000 Entry Draft.

## VERSUS THE NHL WITH PREDATORS

|      | GP | G | A  | PTS | PIM | GP | G  | A  | PTS | PIM |
|------|----|---|----|-----|-----|----|----|----|-----|-----|
| ANA  | 12 | 2 | 4  | 6   | 33  | 2  | 1  | 0  | 1   | 0   |
| ARI  | 13 | 2 | 3  | 5   | 10  | 4  | 1  | 1  | 2   | 0   |
| BOS  | 43 | 5 | 11 | 16  | 52  | 2  | 0  | 0  | 0   | 2   |
| BUF  | 1  | 0 | 0  | 1   | 17  | 1  | 1  | 0  | 1   | 17  |
| CGY  | 7  | 0 | 1  | 1   | 9   | 2  | 0  | 1  | 1   | 4   |
| CAR  | 27 | 2 | 8  | 10  | 34  | 2  | 0  | 0  | 0   | 0   |
| CHI  | 14 | 2 | 3  | 5   | 8   | 6  | 1  | 3  | 4   | 2   |
| COL  | 12 | 4 | 3  | 7   | 7   | 5  | 2  | 1  | 3   | 5   |
| CBJ  | 12 | 1 | 1  | 2   | 8   | 2  | 0  | 0  | 0   | 0   |
| DAL  | 11 | 3 | 2  | 5   | 9   | 5  | 1  | 2  | 3   | 0   |
| DET  | 13 | 2 | 2  | 4   | 4   | 4  | 0  | 1  | 1   | 2   |
| EDM  | 8  | 0 | 2  | 2   | 6   | 3  | 0  | 0  | 0   | 2   |
| FLA  | 28 | 2 | 3  | 5   | 24  | 3  | 1  | 1  | 2   | 0   |
| L.A. | 11 | 1 | 1  | 2   | 19  | 4  | 0  | 0  | 0   | 8   |
| MIN  | 10 | 1 | 1  | 2   | 7   | 6  | 0  | 1  | 1   | 5   |
| MTL  | 40 | 5 | 6  | 11  | 54  | 2  | 0  | 0  | 0   | 2   |
| NSH  | 6  | 0 | 3  | 3   | 20  | -- | -- | -- | --  | --  |
| N.J. | 26 | 2 | 5  | 7   | 22  | 2  | 0  | 0  | 0   | 2   |
| NYI  | 26 | 4 | 6  | 10  | 23  | 2  | 0  | 0  | 0   | 0   |
| NYR  | 24 | 1 | 9  | 10  | 50  | 2  | 1  | 2  | 3   | 0   |
| OTT  | 43 | 5 | 7  | 12  | 43  | 2  | 0  | 0  | 0   | 0   |
| PHI  | 25 | 5 | 8  | 13  | 19  | 2  | 0  | 0  | 0   | 2   |
| PIT  | 26 | 8 | 4  | 12  | 21  | 2  | 0  | 0  | 0   | 0   |
| STL  | 12 | 1 | 4  | 5   | 6   | 6  | 1  | 1  | 2   | 4   |
| S.J. | 13 | 5 | 1  | 6   | 12  | 4  | 0  | 0  | 0   | 2   |
| T.B. | 28 | 6 | 10 | 16  | 32  | 2  | 0  | 0  | 0   | 2   |
| TOR  | 40 | 8 | 13 | 21  | 45  | 2  | 0  | 0  | 0   | 0   |
| VAN  | 7  | 1 | 0  | 1   | 6   | 3  | 0  | 0  | 0   | 2   |
| WSH  | 23 | 2 | 2  | 4   | 48  | 1  | 0  | 0  | 0   | 2   |
| WPG  | 30 | 2 | 5  | 7   | 24  | 5  | 0  | 1  | 1   | 2   |

# 28

## CAREER HIGHLIGHTS

|  |   |
|--|---|
| <b>MOST PIM, GAME:</b><br>27 - Dec. 2, 2006 at Washington                            | <b>FIRST NHL GAME:</b><br>March 24, 2003 vs. Colorado                         |
| <b>MOST SHOTS, GAME:</b><br>7 - Dec. 8, 2007 at San Jose                             | <b>FIRST NHL GOAL:</b><br>Oct. 10, 2005 vs. Pittsburgh (Marc-Andre Fleury)    |
| <b>MOST GOALS, GAME:</b><br>2 - six times, last Dec. 9, 2010 vs. San Jose            | <b>CAREER HAT TRICKS:</b><br>None   |
| <b>MOST ASSISTS, GAME:</b><br>2 - 12 times, last April 12, 2014 vs. Chicago          | <b>LONGEST GOAL-SCORING STREAK:</b><br>3 - twice, last (3g) March 26-29, 2010 |
| <b>MOST POINTS, GAME:</b><br>3 - five times, last (1g-2a) April 12, 2014 vs. Chicago | <b>CAREER PENALTY SHOTS:</b><br>None  |
| <b>FIRST GOAL AS A PREDATOR:</b><br>Feb. 9 2013 at Minnesota (Niklas Backstrom)      | <b>CAREER OVERTIME POINTS:</b><br>4 (4a)                                      |
|  | <b>LONGEST ASSIST STREAK:</b><br>3 - (3a) Dec. 10-14, 2007                    |
|  | <b>LONGEST POINT-SCORING STREAK:</b><br>4 - (1g-3a) Feb. 19-26, 2009          |
|  | <b>FIRST GAME AS A PREDATOR:</b><br>March 3, 2012 at Florida                  |

### INTERNATIONAL RECORD:

United States

| Year | Event | GP | G | A | PTS | PIM |
|------|-------|----|---|---|-----|-----|
| 2011 | WC    | 6  | 0 | 1 | 1   | 4   |

### CAREER RECORD

| SEASON           | CLUB      | LEAGUE | Regular Season |    |     |     |     | Playoffs |    |    |     |     |
|------------------|-----------|--------|----------------|----|-----|-----|-----|----------|----|----|-----|-----|
|                  |           |        | GP             | G  | A   | PTS | PIM | GP       | G  | A  | PTS | PIM |
| 2000-01          | Portland  | WHL    | 70             | 11 | 30  | 41  | 168 | 16       | 10 | 6  | 16  | 59  |
| 2001-02          | Portland  | WHL    | 72             | 36 | 44  | 80  | 202 | 6        | 3  | 1  | 4   | 16  |
| 2002-03          | Rochester | AHL    | 80             | 14 | 39  | 53  | 137 | 3        | 0  | 0  | 0   | 4   |
|                  | Buffalo   | NHL    | 1              | 0  | 0   | 0   | 0   | --       | -- | -- | --  | --  |
| 2003-04          | Rochester | AHL    | 78             | 9  | 22  | 31  | 169 | 16       | 3  | 10 | 13  | 30  |
| 2004-05          | Rochester | AHL    | 76             | 18 | 25  | 43  | 192 | 9        | 6  | 5  | 11  | 16  |
| 2005-06          | Buffalo   | NHL    | 78             | 9  | 15  | 24  | 65  | 18       | 0  | 4  | 4   | 14  |
| 2006-07          | Buffalo   | NHL    | 54             | 9  | 13  | 22  | 74  | 7        | 0  | 1  | 1   | 2   |
| 2007-08          | Buffalo   | NHL    | 82             | 10 | 26  | 36  | 85  | --       | -- | -- | --  | --  |
| 2008-09          | Buffalo   | NHL    | 62             | 12 | 17  | 29  | 108 | --       | -- | -- | --  | --  |
| 2009-10          | Buffalo   | NHL    | 65             | 12 | 10  | 22  | 82  | 6        | 0  | 1  | 1   | 8   |
| 2010-11          | Buffalo   | NHL    | 81             | 12 | 19  | 31  | 101 | 7        | 0  | 2  | 2   | 13  |
| 2011-12          | Buffalo   | NHL    | 56             | 7  | 10  | 17  | 70  | --       | -- | -- | --  | --  |
|                  | Nashville | NHL    | 14             | 0  | 4   | 4   | 6   | 10       | 1  | 1  | 2   | 5   |
| 2012-13          | Nashville | NHL    | 23             | 2  | 3   | 5   | 20  | --       | -- | -- | --  | --  |
| 2013-14          | Nashville | NHL    | 75             | 10 | 11  | 21  | 61  | --       | -- | -- | --  | --  |
| NHL TOTALS       |           |        | 591            | 83 | 128 | 211 | 672 | 48       | 1  | 9  | 10  | 42  |
| PREDATORS TOTALS |           |        | 112            | 12 | 18  | 30  | 87  | 10       | 1  | 1  | 2   | 5   |

### STATISTICAL BREAKDOWN

| YEAR          | TEAM | PP        | SH       | GW        | S          | %           | +/-      | TF          | FW          | F%           | MIN          | H           | BS         | Shootouts |          |             |          |
|---------------|------|-----------|----------|-----------|------------|-------------|----------|-------------|-------------|--------------|--------------|-------------|------------|-----------|----------|-------------|----------|
|               |      |           |          |           |            |             |          |             |             |              |              |             |            | S         | G        | GDG         |          |
| 2002-03       | BUF  | 0         | 0        | 0         | 0          | 0.0%        | 0        | 7           | 3           | 42.9%        | 5:48         | 1           | 0          | --        | --       | --          | 0        |
| 2005-06       | BUF  | 0         | 0        | 0         | 113        | 8.0%        | 4        | 829         | 433         | 52.2%        | 12:07        | 126         | 41         | 0         | 0        | .000        | 0        |
| 2006-07       | BUF  | 3         | 0        | 0         | 75         | 12.0%       | 11       | 386         | 204         | 52.8%        | 13:19        | 105         | 31         | 0         | 0        | .000        | 0        |
| 2007-08       | BUF  | 5         | 0        | 2         | 136        | 7.4%        | -4       | 1165        | 640         | 54.9%        | 17:09        | 199         | 48         | 0         | 0        | .000        | 0        |
| 2008-09       | BUF  | 3         | 1        | 1         | 122        | 9.8%        | 4        | 858         | 452         | 52.7%        | 16:06        | 141         | 39         | 0         | 0        | .000        | 0        |
| 2009-10       | BUF  | 3         | 0        | 1         | 111        | 10.8%       | -7       | 1043        | 599         | 57.4%        | 15:44        | 112         | 34         | 0         | 0        | .000        | 0        |
| 2010-11       | BUF  | 1         | 0        | 3         | 117        | 10.3%       | 7        | 1158        | 692         | 59.8%        | 15:08        | 128         | 44         | 0         | 0        | .000        | 0        |
|               | NSH  | 0         | 0        | 0         | 13         | 0.0%        | 0        | 279         | 164         | 58.8%        | 13:30        | 15          | 7          | 0         | 0        | .000        | 0        |
| 2012-13       | NSH  | 0         | 0        | 0         | 35         | 5.7%        | -1       | 449         | 268         | 59.7%        | 15:13        | 40          | 19         | 0         | 0        | .000        | 0        |
| 2013-14       | NSH  | 0         | 0        | 0         | 74         | 13.5%       | -6       | 1200        | 696         | 58.0%        | 13:48        | 122         | 55         | 0         | 0        | .000        | 0        |
| <b>TOTALS</b> |      | <b>15</b> | <b>1</b> | <b>10</b> | <b>858</b> | <b>9.7%</b> | <b>7</b> | <b>8245</b> | <b>4646</b> | <b>56.3%</b> | <b>14:47</b> | <b>1088</b> | <b>358</b> | <b>0</b>  | <b>0</b> | <b>.000</b> | <b>0</b> |





# CARTER HUTTON

**CARTER HUTTON**  
(KAHR-tuhr HUH-ut uhn)  
Goaltender

**CATCHES:** Left  
**HEIGHT:** 6-1  
**WEIGHT:** 197  
**DOB:** December 19, 1985  
**BIRTHPLACE:** Thunder Bay, Ontario  
**HOMETOWN:** Thunder Bay, Ontario

**ACQUIRED**  
**July 5, 2013** - Signed as a free agent by Nashville.

**2013-14:** After starting the season with just one game of NHL experience, finished the season as the sixth 20-game winner in franchise history (20-11-4 record)... Posted a 6-0-1 record when facing at least 35 shots... Was in net for both of Nashville's shootout victories, stopping 14-of-19 attempts in four shootout appearances (.737)... Notched a 13-4-2 record from Jan. 14 until the end of the season, which included a five-game winning streak in his final five starts (March 21-April 13), posting a 1.77 goals-against average and a .940 save percentage in those five contests... Recorded his first career NHL shutout on April 5 at San Jose (35 saves)... Named the NHL's Third Star of the Week for Dec. 9-15 after compiling a 3-0-0 record with a 1.33 goals-against average and .960 save percentage in wins over the NY Rangers, Dallas and San Jose... Won his first NHL game in his first start as a Predator, stopping a career-high 38 shots in a 3-1 win at Winnipeg on Oct. 20, 2013.

**CAREER NOTES:** Made his NHL debut on April 27, 2013 stopping 25-of-28 shots at St. Louis... Ranked fifth in the AHL in games played (51), and tied for fifth in wins (26) in his second season with Rockford in **2012-13**... Named Rockford's most valuable player of the **2011-12** season after setting a franchise record for lowest goals-against average (2.35) and tying the club mark in save percentage (.917)... Ranked among the AHL's Top 15 goaltenders in games played (43), wins (22) and goals-against average in 2011-12... Spent his rookie professional season with Worcester (AHL) in **2010-11**... Saw 51 shots, stopping 47 of them, in his 2010-11 season debut on Oct. 16, 2010 vs. Norfolk... Played his first four professional games upon the completion of his collegiate career with Adirondack (AHL) in **2009-10**... Earned his first AHL win on March 21, 2010 at Hershey after making his Phantoms debut 24 hours earlier at Norfolk.

**AMATEUR:** Played four seasons at UMass-Lowell (Hockey East) from 2006-10, ending his collegiate career as the school's all-time leader in goals-against average (2.33), save percentage (.913) and shutouts (10)... A 2010 Hockey East Second-Team All-Star and Bauer Goaltender Champion after ranking third among NCAA goaltenders in save percentage (.928) and fourth in goals-against average (2.04)... A New England Hockey Writer's Division I All-Star and team MVP his senior season in 2009-10... Allowed two goals or fewer in 13 of his 18 starts as a junior in 2008-09, finishing ninth in the nation in goals-against average (2.06)... Named to the Hockey East All-Academic Team as a sophomore in 2007-08... Won back-to-back Superior International Junior Hockey League titles in 2005 and 2006 as a member of the Fort William North Stars, posting a career record of 43-1-0 with a 1.72 goals-against average, a .926 save percentage and 12 shutouts... Named SIJHL Best Goaltender in 2005-06... Began his SIJHL career with the K&A 1st Nations Golden Hawks in 2003-04.

**BACKGROUND:** On Twitter: @CarterHutton... Favorites include The Lumineers (band), Kingpin (movie), Rolf and Daughters (Nashville restaurant), Oakland Raiders (non-hockey uniform) and Martin Brodeur (player to watch)... Would like to trade places for a day with Dave Matthews, and would choose Bill Murray to play him in a movie... Fishing is his favorite activity away from the rink... Would most like to play in a hockey game at Fenway Park... Would like to be a fireman when his hockey career is over... Rule he'd most like to see changed in the game is getting rid of the trapezoid behind the net... His hidden talent is juggling.

**TRANSACTIONS:** **July 5, 2013** - Signed as a free agent by Nashville... **Feb. 24, 2012** - Signed as a free agent by Chicago... **June 1, 2010** - Signed as a free agent by San Jose.

## VERSUS THE NHL

|      | GP | W | L | O/T | SO | GA | GAA  |
|------|----|---|---|-----|----|----|------|
| ANA  | 1  | 0 | 1 | 0   | 0  | 4  | 4.21 |
| ARI  | 1  | 0 | 0 | 1   | 0  | 4  | 3.69 |
| BOS  | 1  | 0 | 0 | 0   | 0  | 2  | 2.00 |
| BUF  | 2  | 2 | 0 | 0   | 0  | 2  | 1.00 |
| CGY  | 2  | 2 | 0 | 0   | 0  | 3  | 2.09 |
| CAR  | 2  | 0 | 1 | 0   | 0  | 2  | 1.54 |
| CHI  | 1  | 0 | 1 | 0   | 0  | 3  | 3.10 |
| COL  | 1  | 1 | 0 | 0   | 0  | 4  | 4.00 |
| CBJ  | 0  | 0 | 0 | 0   | 0  | 0  | 0.00 |
| DAL  | 3  | 2 | 1 | 0   | 0  | 6  | 2.00 |
| DET  | 0  | 0 | 0 | 0   | 0  | 0  | 0.00 |
| EDM  | 2  | 0 | 1 | 0   | 0  | 5  | 4.29 |
| FLA  | 0  | 0 | 0 | 0   | 0  | 0  | 0.00 |
| L.A. | 1  | 1 | 0 | 0   | 0  | 3  | 3.00 |
| MIN  | 1  | 0 | 0 | 1   | 0  | 6  | 2.95 |
| MTL  | 0  | 0 | 0 | 1   | 0  | 1  | 1.28 |
| NSH  | 0  | 0 | 0 | 0   | 0  | 0  | 0.00 |
| N.J. | 1  | 1 | 0 | 0   | 0  | 7  | 3.47 |
| NYI  | 0  | 0 | 0 | 0   | 0  | 0  | 0.00 |
| NYR  | 1  | 1 | 0 | 0   | 0  | 1  | 1.00 |
| OTT  | 0  | 0 | 0 | 0   | 0  | 0  | 0.00 |
| PHI  | 1  | 1 | 0 | 0   | 0  | 3  | 2.77 |
| PIT  | 1  | 0 | 0 | 0   | 0  | 0  | 0.00 |
| STL  | 4  | 0 | 2 | 1   | 0  | 12 | 3.24 |
| S.J. | 2  | 2 | 0 | 0   | 1  | 2  | 1.00 |
| T.B. | 2  | 1 | 1 | 0   | 0  | 6  | 3.83 |
| TOR  | 0  | 0 | 0 | 0   | 0  | 0  | 0.00 |
| VAN  | 2  | 1 | 1 | 0   | 0  | 3  | 1.51 |
| WSH  | 1  | 1 | 0 | 0   | 0  | 3  | 2.77 |
| WPG  | 5  | 3 | 2 | 0   | 0  | 12 | 2.87 |

\* His one game played prior to joining the Predators was a 3-2 loss (25 saves) vs. St. Louis.



**CAREER HIGHLIGHTS**

**LONGEST WIN STREAK:**

5 - March 21-April 13, 2014

**MOST SHOTS FACED, GAME:**

39 - (38 saves) Oct. 20, 2013 at Winnipeg

**FIRST NHL GAME:**

April 27, 2013 at St. Louis

**FIRST NHL WIN:**

Oct. 20, 2013 at Winnipeg

**FIRST NHL SHUTOUT:**

April 5, 2014 at San Jose

**FIRST GAME AS A PREDATOR:**

Oct. 3, 2013 at St. Louis

**FIRST SHUTOUT AS A PREDATOR:**

April 5, 2014 at San Jose

**SHUTOUTS**

| No | Date   | Saves | Score                     |
|----|--------|-------|---------------------------|
| 1  | 4/5/14 | 35    | NASHVILLE 3 at San Jose 0 |

**SHOOTOUTS**

| Year          | G        | A        | PTS      | PIM      | SA          | GA        | SV%         | W        | L        | SA        | GA       | SV%         |
|---------------|----------|----------|----------|----------|-------------|-----------|-------------|----------|----------|-----------|----------|-------------|
| 2012-13       | 0        | 0        | 0        | 0        | 28          | 3         | .893        | 0        | 0        | 0         | 0        | .000        |
| 2013-14       | 0        | 1        | 1        | 2        | 1006        | 91        | .910        | 2        | 2        | 19        | 5        | .737        |
| <b>TOTALS</b> | <b>0</b> | <b>1</b> | <b>1</b> | <b>2</b> | <b>1034</b> | <b>94</b> | <b>.909</b> | <b>2</b> | <b>2</b> | <b>19</b> | <b>5</b> | <b>.737</b> |

**CAREER RECORD**

**Regular Season**

**Playoffs**

| Season            | Club            | League | GP        | W         | L         | O/T      | Mins.       | GA        | SO       | Avg.        | GP        | W         | L         | Mins.     | GA        | SO        | Avg.      |
|-------------------|-----------------|--------|-----------|-----------|-----------|----------|-------------|-----------|----------|-------------|-----------|-----------|-----------|-----------|-----------|-----------|-----------|
| 2005-06           | Fort William    | SIJHL  | 36        | 33        | 1         | 0        | 2053        | 63        | 10       | 1.84        | 15        | 12        | 3         | 928       | 36        | 2         | 2.33      |
| 2006-07           | U. Mass.-Lowell | H-East | 19        | 3         | 10        | 5        | 1097        | 52        | 1        | 2.84        | --        | --        | --        | --        | --        | --        | --        |
| 2007-08           | U. Mass.-Lowell | H-East | 20        | 7         | 11        | 2        | 1187        | 49        | 2        | 2.48        | --        | --        | --        | --        | --        | --        | --        |
| 2008-09           | U. Mass.-Lowell | H-East | 19        | 9         | 8         | 1        | 1106        | 38        | 3        | 7.57        | --        | --        | --        | --        | --        | --        | --        |
| 2009-10           | U. Mass.-Lowell | H-East | 27        | 13        | 12        | 2        | 1614        | 55        | 4        | 2.04        | --        | --        | --        | --        | --        | --        | --        |
|                   | Adirondack      | AHL    | 4         | 1         | 2         | 1        | 244         | 11        | 0        | 2.70        | --        | --        | --        | --        | --        | --        | --        |
| 2010-11           | Worcester       | AHL    | 22        | 11        | 7         | 2        | 1174        | 59        | 2        | 3.02        | --        | --        | --        | --        | --        | --        | --        |
| 2011-12           | Toledo          | ECHL   | 14        | 7         | 7         | 0        | 819         | 43        | 0        | 3.15        | --        | --        | --        | --        | --        | --        | --        |
|                   | Rockford        | AHL    | 43        | 22        | 13        | 4        | 2372        | 93        | 3        | 2.35        | --        | --        | --        | --        | --        | --        | --        |
| <b>2012-13</b>    | Rockford        | AHL    | 51        | 26        | 22        | 1        | 2908        | 132       | 2        | 2.72        | --        | --        | --        | --        | --        | --        | --        |
|                   | Chicago         | NHL    | 1         | 0         | 1         | 0        | 59          | 3         | 0        | 3.05        | --        | --        | --        | --        | --        | --        | --        |
| <b>2013-14</b>    | Nashville       | NHL    | 40        | 20        | 11        | 4        | 2085        | 91        | 1        | 2.62        | --        | --        | --        | --        | --        | --        | --        |
| <b>NHL TOTALS</b> |                 |        | <b>41</b> | <b>20</b> | <b>12</b> | <b>4</b> | <b>2144</b> | <b>94</b> | <b>1</b> | <b>2.63</b> | <b>--</b> | <b>--</b> | <b>--</b> | <b>--</b> | <b>--</b> | <b>--</b> | <b>--</b> |

# CALLE JARNKROK



**CALLE JARNKROK**  
(KAHL-leh YAHRN-krohk)  
Center

**SHOOTS:** Right

**HEIGHT:** 6-0

**WEIGHT:** 176

**DOB:** September 25, 1991

**BIRTHPLACE:** Gavle, Sweden

**HOMETOWN:** Gavle, Sweden

## ACQUIRED

**March 5, 2014** - Acquired from Detroit along with Patrick Eaves and a second-round selection in the 2014 Entry Draft (traded to San Jose; San Jose selected Julius Bergman) for David Legwand.

## VERSUS THE NHL

|      | GP | G  | A  | PTS | PIM |
|------|----|----|----|-----|-----|
| ANA  | 1  | 0  | 0  | 0   | 0   |
| ARI  | 1  | 0  | 0  | 0   | 0   |
| BOS  | 0  | 0  | 0  | 0   | 0   |
| BUF  | 1  | 1  | 0  | 1   | 0   |
| CGY  | 1  | 0  | 1  | 1   | 0   |
| CAR  | 0  | 0  | 0  | 0   | 0   |
| CHI  | 2  | 0  | 1  | 1   | 0   |
| COL  | 1  | 0  | 1  | 1   | 0   |
| CBJ  | 0  | 0  | 0  | 0   | 0   |
| DAL  | 2  | 0  | 1  | 1   | 0   |
| DET  | 0  | 0  | 0  | 0   | 0   |
| EDM  | 0  | 0  | 0  | 0   | 0   |
| FLA  | 0  | 0  | 0  | 0   | 0   |
| L.A. | 0  | 0  | 0  | 0   | 0   |
| MIN  | 1  | 1  | 2  | 3   | 0   |
| MTL  | 0  | 0  | 0  | 0   | 0   |
| NSH  | -- | -- | -- | --  | --  |
| N.J. | 0  | 0  | 0  | 0   | 0   |
| NYI  | 0  | 0  | 0  | 0   | 0   |
| NYR  | 0  | 0  | 0  | 0   | 0   |
| OTT  | 0  | 0  | 0  | 0   | 0   |
| PHI  | 0  | 0  | 0  | 0   | 0   |
| PIT  | 0  | 0  | 0  | 0   | 0   |
| STL  | 0  | 0  | 0  | 0   | 0   |
| S.J. | 1  | 0  | 1  | 1   | 2   |
| T.B. | 0  | 0  | 0  | 0   | 0   |
| TOR  | 0  | 0  | 0  | 0   | 0   |
| VAN  | 0  | 0  | 0  | 0   | 0   |
| WSH  | 1  | 0  | 0  | 0   | 2   |
| WPG  | 0  | 0  | 0  | 0   | 0   |

**2013-14:** Led the Predators in shooting percentage (15.4) and ranked third on the team in plus/minus (+7) after receiving his first career recall on March 20... Posted nine points (2g-7a) in his first 12 NHL games, including his first multi-point performance in the season finale on April 13 at Minnesota... Posted five points (1g-4a) in the first five contests of his NHL career, the second longest point streak by a Predators player in the first games of their NHL career (Marek Zidlicky, six games, Oct. 9-23, 2003)... Converted on his first career shootout attempt on March 25 vs. Colorado... Posted an assist, and a +2 rating in his NHL debut on March 21 at Calgary... Rated No. 41 in The Hockey News' Top 50 NHL-affiliated prospects in March... Notched a point in all six regular-season games he played for Milwaukee (AHL) after joining the organization, helping the team go 5-1-0 while amassing nine points (5g-4a) and a +7 rating... Tied for seventh in the AHL in plus/minus rating (+26)... Helped Sweden to a bronze medal while participating in his third consecutive World Championship tournament... Tied for second on the Swedes with a +3 rating in 10 games at Worlds.

**AMATEUR/CAREER NOTES:** Tied for eighth in the Swedish Elite League (Elitserien) in points (13g-29a-42pts), and for sixth in assists, with Brynas in 2012-13... Tied for fourth in the 2012-13 Elitserien in power-play points (5g-14a-19pts), and for third in man-advantage assists... Played his first nine North American games with Grand Rapids after the completion of his 2012-13 season with Brynas, notched three assists... Helped Sweden win the 2013 World Championship, notching an assist while appearing in all 10 of the nation's games... Helped Brynas win the 2012 Le Mat Trophy as Elitserien champions on a team that also included Predators defenseman Mattias Ekholm... Ranked among the Top 20 in Elitserien goals (T-12th, 16), points (14th, 39), assists (18th, 23) and power-play goals (T-11th, 6) in 2011-12... Tied for third in the 2011-12 Swedish

League in game-winning goals (6), and ranked fourth in shooting percentage (14.68)... Ranked second among all skaters in 2012 postseason plus/minus rating (+12) and assists (tie, 12), for fourth in points (16) and 10th in goals (4)... Made his World Championship debut in 2012, notching an assist while playing in all eight of Sweden's games... A finalist for the 2011 Elitserien Rookie of the Year Award (won by Ekholm) after leading all league junior players in goals (11) and points (27), and tying for second in assists (16) in 2010-11 with Brynas... Tied for 10th among all skaters in game-winning goals as a 19-year-old in 2010-11 (4)... Tied for first among junior players in goals during the 2011 postseason with three in three games. The other two junior players with three goals did it in 18 games... Tied for third on Team Sweden in points (2g-3a) at the 2011 World Junior Championship, helping it reach the Bronze Medal Game... Split the 2009-10 season between Brynas' junior and senior teams... Ranked second in the Swedish junior league in points per game during the 2009-10 season (1.63), while tying for 14th among Elitserien junior players in points (4g-6a-10pts)... Spent the majority of the 2008-09 season with Brynas' junior team, helping it win the league title... Tied for sixth during the 2009 playoffs in goals (4) and for 11th in points (7)... Tied for fourth among all skaters in assists (7) at the 2009 Under-18 World Championship, while tying for second on the Swedes in points (2g-7a)... Played for Gastrikland in the TV-Pucken tournament in both 2006 and 2007, tying for fourth in goals (5) and for eighth in points (9) during the 2007 edition.

**TRANSACTIONS:** **March 5, 2014** - Acquired from Detroit along with Patrick Eaves and a second-round selection in the 2014 Entry Draft (traded to San Jose; San Jose selected Julius Bergman) for David Legwand... **June 26, 2010** - Detroit's second choice, 51st overall (second round), in the 2010 Entry Draft.





**CAREER HIGHLIGHTS**

**MOST GOALS, GAME:**  
1 - twice, last April 13, 2014 at Minnesota

**MOST ASSISTS, GAME:**  
2 - April 13, 2014 at Minnesota

**MOST POINTS, GAME:**  
3 - (1g-2a) April 13, 2014 at Minnesota

**MOST PIM, GAME:**  
2 - twice, last April 5, 2014 at San Jose

**MOST SHOTS, GAME:**  
4 - April 10, 2014 vs. Phoenix

**LONGEST GOAL-SCORING STREAK:**  
None

**LONGEST ASSIST STREAK:**  
3 - (3a) March 21-25, 2014

**LONGEST POINT-SCORING STREAK:**  
5 - (1g-4a) March 21-28, 2014

**CAREER HAT TRICKS:**  
None

**CAREER PENALTY SHOTS:**  
None

**CAREER OVERTIME POINTS:**  
None

**FIRST NHL GAME:**  
March 21, 2014 at Calgary

**FIRST NHL GOAL:**  
March 27, 2014 vs. Buffalo (Matt Hackett)

**FIRST GAME AS A PREDATOR:**  
March 21, 2014 at Calgary

**FIRST GOAL AS A PREDATOR:**  
March 27, 2014 vs. Buffalo (Matt Hackett)

**INTERNATIONAL RECORD**

Sweden

| Year | Event   | GP | G | A | PTS | PIM |
|------|---------|----|---|---|-----|-----|
| 2009 | U-18 WC | 6  | 2 | 7 | 9   | 4   |
| 2011 | WJC     | 6  | 2 | 3 | 5   | 2   |
| 2012 | WC      | 8  | 0 | 1 | 1   | 0   |
| 2013 | WC      | 10 | 0 | 1 | 1   | 4   |
| 2014 | WC      | 10 | 0 | 0 | 0   | 4   |


**CAREER RECORD**

| SEASON                      | CLUB         | LEAGUE     | Regular Season |          |          |          |          | Playoffs |          |          |          |          |
|-----------------------------|--------------|------------|----------------|----------|----------|----------|----------|----------|----------|----------|----------|----------|
|                             |              |            | GP             | G        | A        | PTS      | PIM      | GP       | G        | A        | PTS      | PIM      |
| 2007-08                     | Brynas U-18  | Sweden-U18 | 13             | 4        | 4        | 8        | 4        | 5        | 0        | 1        | 1        | 0        |
|                             | Brynas Jr.   | Sweden-Jr. | 2              | 0        | 0        | 0        | 2        | --       | --       | --       | --       |          |
| 2008-09                     | Brynas U-18  | Sweden-U18 | 7              | 5        | 7        | 12       | 12       | 2        | 0        | 1        | 1        | 2        |
|                             | Brynas Jr.   | Sweden-Jr. | 41             | 8        | 18       | 26       | 37       | 7        | 4        | 3        | 7        | 2        |
| 2009-10                     | Brynas Jr.   | Sweden-Jr. | 19             | 11       | 20       | 31       | 30       | 2        | 0        | 1        | 1        | 0        |
|                             | Brynas       | Sweden     | 33             | 4        | 6        | 10       | 2        | 5        | 1        | 1        | 2        | 0        |
| 2010-11                     | Brynas       | Sweden     | 49             | 11       | 16       | 27       | 4        | 3        | 3        | 0        | 3        | 2        |
| 2011-12                     | Brynas       | Sweden     | 50             | 16       | 23       | 39       | 22       | 16       | 4        | 12       | 16       | 12       |
| 2012-13                     | Brynas       | Sweden     | 53             | 13       | 29       | 42       | 12       | 4        | 0        | 0        | 0        | 6        |
|                             | Grand Rapids | AHL        | 9              | 0        | 3        | 3        | 0        | --       | --       | --       | --       | --       |
| 2013-14                     | Grand Rapids | AHL        | 57             | 13       | 23       | 36       | 14       | --       | --       | --       | --       | --       |
|                             | Milwaukee    | AHL        | 6              | 5        | 4        | 9        | 0        | 3        | 1        | 1        | 2        | 2        |
|                             | Nashville    | NHL        | 12             | 2        | 7        | 9        | 4        | --       | --       | --       | --       | --       |
| <b>NHL/PREDATORS TOTALS</b> |              |            | <b>12</b>      | <b>2</b> | <b>7</b> | <b>9</b> | <b>4</b> | <b>0</b> | <b>0</b> | <b>0</b> | <b>0</b> | <b>0</b> |

**STATISTICAL BREAKDOWN**

| YEAR          | TEAM | PP       | SH       | GW       | S         | %            | +/-      | TF         | FW        | F%           | MIN          | H        | BS       | Shootouts |          |             |          |
|---------------|------|----------|----------|----------|-----------|--------------|----------|------------|-----------|--------------|--------------|----------|----------|-----------|----------|-------------|----------|
|               |      |          |          |          |           |              |          |            |           |              |              |          |          | S         | G        | S%          | GDG      |
| 2013-14       | NSH  | 0        | 0        | 0        | 13        | 15.4%        | 7        | 147        | 58        | 39.5%        | 14:04        | 2        | 4        | 3         | 1        | .333        | 0        |
| <b>TOTALS</b> |      | <b>0</b> | <b>0</b> | <b>0</b> | <b>13</b> | <b>15.4%</b> | <b>7</b> | <b>147</b> | <b>58</b> | <b>39.5%</b> | <b>14:04</b> | <b>2</b> | <b>4</b> | <b>3</b>  | <b>1</b> | <b>.333</b> | <b>0</b> |





# OLLI JOKINEN

**OLLI JOKINEN**  
(OH-lee YOH-kih-nihn)  
Center

**SHOOTS:** Left  
**HEIGHT:** 6-2  
**WEIGHT:** 210  
**DOB:** December 5, 1978  
**BIRTHPLACE:** Kuopio, Finland  
**HOMETOWN:** Kuopio, Finland

**ACQUIRED**  
July 2, 2014 - Signed as a free agent by Nashville.

## VERSUS THE NHL

|      | GP | G  | A  | PTS | PIM |
|------|----|----|----|-----|-----|
| ANA  | 31 | 6  | 13 | 19  | 20  |
| ARI  | 29 | 9  | 4  | 13  | 37  |
| BOS  | 43 | 14 | 12 | 26  | 55  |
| BUF  | 41 | 9  | 11 | 20  | 39  |
| CGY  | 20 | 7  | 9  | 16  | 20  |
| CAR  | 61 | 22 | 67 | 59  | 61  |
| CHI  | 31 | 8  | 14 | 22  | 31  |
| COL  | 36 | 10 | 15 | 25  | 23  |
| CBJ  | 26 | 4  | 10 | 14  | 22  |
| DAL  | 39 | 12 | 11 | 23  | 31  |
| DET  | 30 | 9  | 6  | 15  | 8   |
| EDM  | 38 | 4  | 18 | 22  | 40  |
| FLA  | 16 | 5  | 5  | 10  | 8   |
| L.A. | 28 | 8  | 6  | 14  | 16  |
| MIN  | 33 | 9  | 8  | 17  | 29  |
| MTL  | 45 | 12 | 19 | 31  | 30  |
| NSH  | 33 | 6  | 20 | 26  | 14  |
| N.J. | 45 | 9  | 11 | 20  | 42  |
| NYI  | 40 | 8  | 16 | 24  | 38  |
| NYR  | 41 | 11 | 10 | 21  | 37  |
| OTT  | 46 | 12 | 18 | 30  | 28  |
| PHI  | 48 | 11 | 11 | 22  | 69  |
| PIT  | 28 | 19 | 19 | 38  | 52  |
| STL  | 35 | 5  | 11 | 16  | 24  |
| S.J. | 32 | 10 | 7  | 17  | 26  |
| T.B. | 60 | 27 | 27 | 54  | 82  |
| TOR  | 47 | 16 | 19 | 35  | 36  |
| VAN  | 33 | 2  | 7  | 9   | 25  |
| WSH  | 60 | 16 | 18 | 34  | 53  |
| WPG  | 54 | 17 | 31 | 48  | 47  |

**CAREER NOTES:** Enters 2014-15 tied for 12th among active NHLers in games played (1,169)... Leads the NHL in games played since the start of the 1999-2000 season (1,095), having played in all 82 games seven times during that span and missing a total of just 19 games over those 14 seasons... Is a seven-time 20-goal scorer, four-time 30-goal scorer, and five-time 60-point getter... Has served in a leadership role in eight of his last 11 seasons - as the captain of the Florida Panthers from 2003-08 and as an alternate captain in both Calgary (2011-12) and Winnipeg (2012-14).

**2013-14:** Surpassed the 40-point mark for the 10th consecutive full NHL season... Was the second-oldest NHLer to appear in all 82 of his team's games, doing so for the eighth time in his career... Ranked fifth on the Winnipeg Jets in points (18g-25a-43pts) and sixth in both goals and assists in his second season with the club... Scored 16 of his 18 goals at even strength, tying for third on the team in the category... Set career highs in both hits (120) and blocked shots (45)... Suiited up for his 1,100th career NHL game on Oct. 27 at Colorado, becoming the 167th player in League history to reach the mark... Recorded his 400th career assist and 700th point on the same goal against New Jersey on Oct. 13... His first goal of the season was the 300th of his career on Oct. 4 vs. Los Angeles... Earned his third consecutive Olympic medal by helping Finland claim the bronze at the 2014 Sochi Games... Played in his 11th World Championship and earned his sixth medal at the tournament, posting five points (2g-3a) in 10 games as Finland took home the silver medal.

**CAREER NOTES:** Appeared in 45 of 48 games during his first season with Winnipeg in **2012-13**... Recorded his seventh - and most recent - 20-goal season (23) and his fifth - and most recent - 60-point campaign (61) with Calgary in **2011-12**... Led the 2011-12 Flames in assists (38), while ranking second in points, and third in goals... Paced Calgary in power-play goals (9) and tied for the team lead in game-winning goals (5) in 2011-12... Led the 2011-12 Flames in shootout goals (3) and attempts (8)... Dressed for all 82 of Calgary's 2011-12 regular-season games... Appeared in his 1,000th career game on Jan. 1, 2012 at Nashville... Ranked third on the Flames in assists (37), points (54) and power-play goals (tie, 5) in **2010-11**... Was a second-half trade acquisition for the second consecutive season in **2009-10**... Set a career high in face-off winning percentage (49.3) while splitting 2009-10 between the NY Rangers and Calgary... Went a team-best five-for-nine in the shootout (55.6 percent) with Calgary in 2009-10... Tied for

second on Team Finland in goals (3) and points (4) at the 2010 Vancouver Olympics, capturing a bronze medal... Started the **2008-09** campaign with Phoenix before a Trade Deadline move to Calgary enabled him to make his first career postseason performance... Led the Flames in points during the 2009 postseason (2g-3a-5pts)... Made his Stanley Cup Playoff debut on April 16, 2009 at Chicago, and recorded his first playoff point/assist in Game Two of the Western Conference Quarterfinals vs. Chicago on April 18... Scored his first career playoff goals as part of a three-point effort (2g-1a) in a Game Four win over Chicago on April 22, 2009... Notched his third consecutive 30-goal, 70-point season for Florida in **2007-08**, leading the team in goals (34), assists (37) and points (71) while appearing in all 82 games... Ranked third in the NHL in power-play goals (18) and shots on goal (341) in 2007-08... Ended his Florida Panthers career after the 2007-08 campaign, and still stands as the franchise's all-time leader in goals (188), points (419), game-winning goals (36) and consecutive games played (376), as well as ranking second in assists (231) and power-play goals (65)... Helped Finland to a bronze medal at the 2008 World Championship... Set career highs and led the Panthers in points (91), goals (39) and assists (52) in **2006-07**... Tied for seventh in the NHL in game-winning goals (8), tied for 11th in goals and ranked 14th in points in 2006-07... Tied a career high for the second straight season, and finished second in the League, in shots on goal (351) in 2006-07... Ranked second on the club and set a personal best in plus/minus rating (+18) in 2006-07... Ranked fifth in the NHL in even-strength goals (29) in 2006-07... Led the Panthers and posted the second highest totals of his career in goals (38), assists (38), points (14) and power-play goals (14) in **2005-06**... Led the NHL and set a career high in overtime goals (4), and had a personal-best nine game-winning goals, tied for third in the NHL in 2005-06... Set a career high and ranked third in the NHL in shots (351) in 2005-06... Tied with teammate Teemu Selanne for first in goals (6) at the 2006 Torino Olympics, helping Finland claim the Silver Medal... Ranked fourth on the Finns in points (6g-2a-8pts) at the 2006 Olympics... Appeared in five of Finland's nine games at the 2006 World Championship, helping his nation earn a bronze medal... Started the **2004-05** campaign with Kloten of Switzerland's top league, before moving on to Soderstalje of the Swedish Elite League and eventually HIFK in Finland's top league... Tied for the Finnish team lead in points (1g-4a-5pts) at the 2005 World Championship... Led the **2003-04** Florida Panthers in goals (26), assists (32), points (58) and shorthanded goals (2) in 2003-04... Also led




all Finnish-born NHLers in goals and points in 2003-04... Tied for the 2003-04 team lead in power-play goals (8), tied for third in the NHL in overtime goals (3) and tied for eighth in the League in game-winning goals (8)... One of just four NHLers to record multiple power-play, shorthanded, game-winning and overtime goals in 2003-04... Ranked second among NHL forwards and set a career high in average ice time (22:34) in 2003-04... Set personal bests in both face-offs taken and won (1,986 and 935) in 2003-04... Played all 82 games for the first of four consecutive seasons in 2003-04... Helped Finland reach the finals of the 2004 World Cup of Hockey... Tied for second among all skaters in goals (5), and for fifth in points (8) at the 2004 World Championship... Surpassed 30 goals and 60 points for the first time in his career in **2002-03**, earning a spot in the 2003 All-Star Game at his home rink in Florida... Led the 2002-03 Panthers in goals (36), points (65), power-play goals (13), shorthanded goals (3) and game-winning goals (3)... Tied for 12th in the NHL in goals, tied for seventh in the NHL in shorthanded markers, and for 15th in power-play goals and game-winning goals... Ranked eighth among NHL forwards in average ice time (22:01) in 2002-03... Set a career high in shooting percentage in 2002-03 (15.0)... Played for Finland at the World Championship for the fifth time in six years as they hosting the tournament in 2003... Tied for fifth on the **2001-02** Florida Panthers in points (9g-20a-29pts)... Appeared in his first of four consecutive Olympics at the 2002 Salt Lake City Games, tying for the Finnish team lead in points (2g-1a-3pts)... Represented Finland at the 2002 World Championship... Set a career high in penalty minutes (106) during his first season with the Florida Panthers in **2000-01**... Tied for the New York Islanders team lead in shorthanded goals (2), and for second in game-winning goals (3) during his only season with the club in **1999-2000**... Notched four points (1g-3a) in nine games for Finland en route to a bronze medal at the 2000 World Championship... Ranked among the Top 15 rookies in goals (9), points (21) and power-play goals (3) with Los Angeles in **1998-99**... Named NHL Rookie of the Month for November 1998 after amassing eight points (4g-4a) in 11 games... Recorded his first NHL point with an assist on Nov. 5, 1998 vs. St. Louis, and his first multi-point performance five days later with a goal and an assist at Calgary... Started the 1998-99 season with Springfield (AHL), posting nine points (3g-6a) in nine games and being named AHL Player of the Week on Oct. 25 before being recalled to Los Angeles for the remainder of the season... Recipient of a silver medal at the World Championship for the second straight year in 1999... Played his first eight NHL games with Los Angeles in October 1997 before being assigned to HIFK of the Finnish Elite League (SM-Liiga) for the duration of the **1997-98** campaign.

**AMATEUR:** Helped HIFK to the SM-Liiga title in 1997-98, receiving the Jari Kurri Award as the playoffs' most valuable player in the process after tying for the postseason lead in goals (7) and ranking sixth in points (9)... Led the SM-Liiga in points per game (1.30) during the 1997-98 regular season after recording 39 points (11g-28a) in 30 games after his return from the NHL... Received the 1998 Matti Keinonen Trophy, given to the player with the top plus/minus dur-

ing the Finnish Elite League's regular season (+27)... Led Finland to the Gold Medal at the 1998 World Junior Championship, being named the tournament's best forward and to the tournament all-star team after leading all skaters in assists (6), tying for first in points (10) and for fourth in goals (4)... Helped Finland to a silver medal at the 1998 World Championship... Named 1997 SM-Liiga Rookie of the Year after posting nearly twice as many points as any other junior player (41 to Ville Nieminen's 23), and more than twice as many assists (27 to Nieminen's 13)... Tied for second in goals (5) at the 1997 World Junior Championship... Tied for the Finnish team lead in goals (4), and for second in points (6) at the 1997 World Championship... Posted a 1995-96 Finnish under-18 league-high 2.44 points per game with KalPa's before being promoted to the junior club where he tied for second in goals, and for eighth in league points (20g-14a-34pts) despite missing 11 games... Tied for third in 1996 Finnish junior league goals (4), and for fourth in points (8), helping KalPa to a silver medal... Tied for the tournament lead in goals (5), and for fifth in points (7) at the 1996 European Championship, helping Finland to a silver medal... Led the Finnish under-18 league in goals (23) and ranked second in points (50), in 1994-95, his only full season in the league.

**BACKGROUND:** Favorites include Coldplay (band), Frozen (movie), Greece (vacation spot) and Morton's (Nashville restaurant)... Would most like to play a game someday in Sun Life Stadium, home of the Miami Dolphins... Would like to trade places for a day with Justin Bieber... Considers Peanut M&M's to be his guilty pleasure, and cooking to be his hidden talent... Wife: Katerina, Daughters: Alexandra, Emma, Keira.

**TRANSACTIONS:** **July 2, 2014** - Signed as a free agent by Nashville... **July 2, 2012** - Signed as a free agent by Winnipeg... **July 1, 2010** - Signed as a free agent by Calgary... **Feb. 2, 2010** - Acquired by the New York Rangers along with Brandon Prust from Calgary for Chris Higgins and Ales Kotalik... **March 4, 2009** - Acquired by Calgary along with Phoenix's third-round selection in the 2009 Entry Draft (traded to Florida; Florida selected Josh Birkholz) from Phoenix for Matthew Lombardi; Brandon Prust and Calgary's first-round selection in 2010 Entry Draft (Brandon Gormley)... **June 20, 2008** - Acquired by Phoenix from Florida for Keith Ballard, Nick Boynton and Ottawa's second-round selection in 2008 Entry Draft (previously acquired, traded to Phoenix; Phoenix selected Jared Staal)... **June 24, 2000** - Acquired by Florida along with Roberto Luongo from the New York Islanders for Mark Parrish and Oleg Kvasha... **June 20, 1999** - Acquired by the New York Islanders along with Josh Green, Mathieu Biron and Los Angeles' first-round selection in 1999 Entry Draft (Taylor Pyatt) for Ziggy Palffy, Bryan Smolinski, Marcel Cousineau and New Jersey's fourth-round selection in 1999 Entry Draft (previously acquired, Los Angeles selected Daniel Johansson)... **June 21, 1997** - Los Angeles' first selection, third overall (first round), in the 1997 Entry Draft.



# OLLI JOKINEN



## CAREER RECORD

| SEASON     | CLUB         | LEAGUE      | Regular Season |     |     |     |      | Playoffs |    |    |     |     |
|------------|--------------|-------------|----------------|-----|-----|-----|------|----------|----|----|-----|-----|
|            |              |             | GP             | G   | A   | PTS | PIM  | GP       | G  | A  | PTS | PIM |
| 1994-95    | KalPa U-18   | Finland-U18 | 30             | 22  | 28  | 50  | 92   | --       | -- | -- | --  | --  |
|            | KalPa Jr.    | Finland-Jr. | 6              | 0   | 1   | 1   | 6    | --       | -- | -- | --  | --  |
| 1995-96    | KalPa U-18   | Finland-U18 | 9              | 9   | 13  | 22  | 4    | --       | -- | -- | --  | --  |
|            | KalPa Jr.    | Finland-Jr. | 25             | 20  | 14  | 34  | 47   | 7        | 4  | 4  | 8   | 20  |
| 1996-97    | KalPa        | Finland     | 15             | 1   | 1   | 2   | 2    | --       | -- | -- | --  | --  |
|            | HIFK Jr.     | Finland-Jr. | 2              | 1   | 0   | 1   | 6    | --       | -- | -- | --  | --  |
| 1997-98    | HIFK         | Finland     | 50             | 14  | 27  | 41  | 88   | --       | -- | -- | --  | --  |
|            | Los Angeles  | NHL         | 8              | 0   | 0   | 0   | 6    | --       | -- | -- | --  | --  |
| 1998-99    | Los Angeles  | Finland     | 30             | 11  | 28  | 39  | 32   | 9        | 7  | 2  | 9   | 2   |
|            | Springfield  | AHL         | 9              | 3   | 6   | 9   | 6    | --       | -- | -- | --  | --  |
| 1999-00    | NY Islanders | NHL         | 82             | 11  | 10  | 21  | 80   | --       | -- | -- | --  | --  |
| 2000-01    | Florida      | NHL         | 78             | 6   | 10  | 16  | 106  | --       | -- | -- | --  | --  |
| 2001-02    | Florida      | NHL         | 80             | 9   | 20  | 29  | 98   | --       | -- | -- | --  | --  |
| 2002-03    | Florida      | NHL         | 81             | 36  | 29  | 65  | 79   | --       | -- | -- | --  | --  |
| 2003-04    | Florida      | NHL         | 82             | 26  | 32  | 58  | 81   | --       | -- | -- | --  | --  |
| 2004-05    | Kloten       | Switzerland | 8              | 6   | 1   | 7   | 14   | --       | -- | -- | --  | --  |
|            | Sodertalje   | Sweden      | 23             | 13  | 9   | 22  | 52   | --       | -- | -- | --  | --  |
|            | HIFK         | Finland     | 14             | 9   | 8   | 17  | 10   | 5        | 2  | 0  | 2   | 24  |
| 2005-06    | Florida      | NHL         | 82             | 38  | 51  | 89  | 88   | --       | -- | -- | --  | --  |
| 2006-07    | Florida      | NHL         | 82             | 39  | 52  | 91  | 78   | --       | -- | -- | --  | --  |
| 2007-08    | Florida      | NHL         | 82             | 34  | 37  | 71  | 67   | --       | -- | -- | --  | --  |
| 2008-09    | Phoenix      | NHL         | 57             | 21  | 21  | 42  | 49   | --       | -- | -- | --  | --  |
|            | Calgary      | NHL         | 19             | 8   | 7   | 15  | 18   | 6        | 2  | 3  | 5   | 4   |
| 2009-10    | Calgary      | NHL         | 56             | 11  | 24  | 35  | 53   | --       | -- | -- | --  | --  |
|            | NY Rangers   | NHL         | 26             | 4   | 11  | 15  | 22   | --       | -- | -- | --  | --  |
| 2010-11    | Calgary      | NHL         | 79             | 17  | 37  | 54  | 44   | --       | -- | -- | --  | --  |
| 2011-12    | Calgary      | NHL         | 82             | 23  | 38  | 61  | 54   | --       | -- | -- | --  | --  |
| 2012-13    | Winnipeg     | NHL         | 45             | 7   | 7   | 14  | 14   | --       | -- | -- | --  | --  |
| 2013-14    | Winnipeg     | NHL         | 82             | 18  | 25  | 43  | 62   | --       | -- | -- | --  | --  |
| NHL TOTALS |              |             | 1169           | 317 | 423 | 740 | 1043 | 6        | 2  | 3  | 5   | 4   |



## CAREER HIGHLIGHTS

### MOST GOALS, GAME:

3 - seven times, last Feb. 8, 2012 at San Jose

### MOST ASSISTS, GAME:

4 - March 17, 2007 vs. NY Islanders

### MOST POINTS, GAME:

6 - (2g-4a) March 17, 2007 vs. NY Islanders

### MOST PIM, GAME:

21 - Nov. 11, 2003 vs. Tampa Bay

### MOST SHOTS, GAME:

13 - Jan. 27, 2006 vs. New Jersey

### LONGEST GOAL-SCORING STREAK:

5 - twice, last (5g) Feb. 2-10, 2008

### LONGEST ASSIST STREAK:

8 - (8a) Dec. 17, 2005-Jan. 1, 2006

### LONGEST POINT-SCORING STREAK:

10 - (6g-10a) Dec. 13, 2005-Jan. 1, 2006

### CAREER HAT TRICKS:

7 - Nov. 25, 2005 vs. Pittsburgh (Sebastien Caron and Jocelyn Thibault); Nov. 16, 2006 vs. Montreal (David Aebischer and Cristobal Huet); Jan. 10, 2007 vs. Pittsburgh (Jocelyn Thibault); Feb. 27, 2007 at Washington (Brent Johnson and Frederic Cassivi); Feb. 21, 2009 at Los Angeles (Jonathan Quick and empty net); March 14, 2009 at Toronto (Martin Gerber); Feb. 8, 2012 at San Jose (Antti Niemi).

### CAREER PENALTY SHOTS:

2 - March 4, 2000 vs. Buffalo (Dominik Hasek); Goal; Feb. 11, 2001 vs. Anaheim (Curtis McElhinney); No Goal

### CAREER OVERTIME POINTS:

21 (13g-8a)

### FIRST NHL GAME:

Oct. 1, 1997 at Pittsburgh

### FIRST NHL GOAL:

Nov. 10, 1998 at Calgary (Jean-Sebastien Giguere)

## INTERNATIONAL RECORD

Finland

| Year | Event    | GP | G | A | PTS | PIM | Year | Event     | GP | G | A | PTS | PIM |
|------|----------|----|---|---|-----|-----|------|-----------|----|---|---|-----|-----|
| 1997 | WJC      | 6  | 5 | 0 | 5   | 12  | 2004 | World Cup | 6  | 2 | 1 | 3   | 6   |
|      | WC       | 8  | 4 | 2 | 6   | 6   |      | WC        | 7  | 5 | 3 | 8   | 6   |
| 1998 | WJC      | 7  | 4 | 6 | 10  | 6   | 2005 | WC        | 7  | 1 | 4 | 5   | 2   |
|      | WC       | 7  | 4 | 6 | 10  | 6   | 2006 | Olympics  | 8  | 6 | 2 | 8   | 2   |
| 1999 | WC       | 12 | 3 | 1 | 4   | 14  |      | WC        | 5  | 2 | 1 | 3   | 27  |
| 2000 | WC       | 9  | 1 | 3 | 4   | 6   | 2008 | WC        | 8  | 1 | 4 | 5   | 29  |
| 2002 | Olympics | 4  | 2 | 1 | 3   | 0   | 2010 | Olympics  | 6  | 3 | 1 | 4   | 2   |
|      | WC       | 9  | 1 | 1 | 2   | 4   | 2014 | Olympics  | 6  | 2 | 2 | 4   | 2   |
| 2003 | WC       | 7  | 1 | 2 | 3   | 8   |      | WC        | 10 | 2 | 3 | 5   | 4   |

## STATISTICAL BREAKDOWN

### Shootouts

| YEAR          | TEAM | PP        | SH        | GW        | S           | %           | +/-         | TF           | FW          | F%           | MIN          | H          | BS         | S         | G         | S%          | G/DG     |
|---------------|------|-----------|-----------|-----------|-------------|-------------|-------------|--------------|-------------|--------------|--------------|------------|------------|-----------|-----------|-------------|----------|
| 1997-98       | LA   | 0         | 0         | 0         | 12          | 0.0%        | -5          | 82           | 25          | 30.5%        | 14:32        | --         | --         | --        | --        | --          | --       |
| 1998-99       | LA   | 3         | 1         | 1         | 87          | 10.3%       | -10         | 779          | 342         | 43.9%        | 14:41        | --         | --         | --        | --        | --          | --       |
| 1999-00       | NYI  | 1         | 2         | 3         | 138         | 8.0%        | 0           | 841          | 388         | 46.1%        | 16:14        | --         | --         | --        | --        | --          | --       |
| 2000-01       | FLA  | 0         | 0         | 0         | 121         | 5.0%        | -22         | 638          | 270         | 42.3%        | 13:23        | --         | --         | --        | --        | --          | --       |
| 2001-02       | FLA  | 3         | 1         | 0         | 153         | 5.9%        | -16         | 1222         | 552         | 45.2%        | 18:05        | --         | --         | --        | --        | --          | --       |
| 2002-03       | FLA  | 13        | 3         | 6         | 240         | 15.0%       | -17         | 1925         | 898         | 46.6%        | 22:01        | --         | --         | --        | --        | --          | --       |
| 2003-04       | FLA  | 8         | 2         | 8         | 280         | 9.3%        | -16         | 1986         | 935         | 47.1%        | 22:34        | --         | --         | --        | --        | --          | --       |
| 2005-06       | FLA  | 14        | 1         | 9         | 351         | 10.8%       | 14          | 955          | 448         | 46.9%        | 20:29        | 36         | 29         | 9         | 4         | .444        | 2        |
| 2006-07       | FLA  | 9         | 1         | 8         | 351         | 11.1%       | 18          | 1074         | 476         | 44.3%        | 20:31        | 52         | 24         | 6         | 1         | .167        | 0        |
| 2007-08       | FLA  | 18        | 0         | 5         | 341         | 10.0%       | -19         | 938          | 404         | 43.1%        | 19:54        | 78         | 25         | 8         | 3         | .375        | 2        |
| 2008-09       | PHX  | 6         | 2         | 2         | 169         | 12.4%       | -5          | 737          | 311         | 42.2%        | 18:09        | 48         | 14         | 2         | 0         | .000        | 0        |
|               | CGY  | 3         | 0         | 1         | 67          | 11.9%       | -7          | 215          | 102         | 47.4%        | 21:02        | 24         | 9          | 1         | 1         | 1.000       | 1        |
| 2009-10       | CGY  | 2         | 0         | 2         | 162         | 6.8%        | 2           | 739          | 364         | 49.3%        | 18:30        | 57         | 18         | 9         | 5         | .556        | 1        |
|               | NYR  | 1         | 0         | 1         | 74          | 5.4%        | 1           | 234          | 116         | 49.6%        | 16:28        | 53         | 20         | 1         | 0         | .000        | 0        |
| 2010-11       | CGY  | 5         | 0         | 1         | 208         | 8.2%        | -17         | 1165         | 552         | 47.4%        | 17:46        | 56         | 35         | 5         | 1         | 2.00        | 1        |
| 2011-12       | CGY  | 9         | 0         | 5         | 223         | 10.3%       | -12         | 1333         | 620         | 46.5%        | 18:57        | 53         | 31         | 8         | 3         | .375        | 0        |
| 2012-13       | WPG  | 0         | 0         | 0         | 85          | 8.2%        | -19         | 630          | 300         | 47.6%        | 17:07        | 91         | 27         | 2         | 0         | .000        | 0        |
| 2013-14       | WPG  | 2         | 0         | 1         | 171         | 10.5%       | -8          | 1330         | 612         | 46.0%        | 17:01        | 120        | 45         | 8         | 3         | .375        | 2        |
| <b>TOTALS</b> |      | <b>97</b> | <b>13</b> | <b>53</b> | <b>3233</b> | <b>9.8%</b> | <b>-138</b> | <b>16823</b> | <b>7715</b> | <b>45.9%</b> | <b>18:26</b> | <b>668</b> | <b>277</b> | <b>59</b> | <b>21</b> | <b>.356</b> | <b>9</b> |



# SETH JONES

## SETH JONES

(SETH JOHNS)

Defense

**SHOOTS:** Right

**HEIGHT:** 6-4

**WEIGHT:** 215

**DOB:** October 3, 1994

**BIRTHPLACE:** Arlington, Texas

**HOMETOWN:** Dallas, Texas

### ACQUIRED

**June 30, 2013** - Nashville's first choice, fourth overall (first round), in the 2013 Entry Draft.

### VERSUS THE NHL

|      | GP | G  | A  | PTS | PIM |
|------|----|----|----|-----|-----|
| ANA  | 2  | 0  | 0  | 0   | 0   |
| ARI  | 3  | 0  | 2  | 2   | 0   |
| BOS  | 2  | 0  | 1  | 1   | 4   |
| BUF  | 1  | 0  | 0  | 0   | 0   |
| CGY  | 3  | 0  | 2  | 2   | 2   |
| CAR  | 2  | 0  | 1  | 1   | 2   |
| CHI  | 5  | 0  | 1  | 1   | 2   |
| COL  | 3  | 0  | 0  | 0   | 0   |
| CBJ  | 2  | 0  | 0  | 0   | 2   |
| DAL  | 4  | 0  | 0  | 0   | 0   |
| DET  | 2  | 0  | 2  | 2   | 0   |
| EDM  | 3  | 0  | 0  | 0   | 4   |
| FLA  | 2  | 1  | 1  | 2   | 0   |
| L.A. | 3  | 0  | 3  | 3   | 0   |
| MIN  | 5  | 0  | 1  | 1   | 2   |
| MTL  | 2  | 1  | 0  | 1   | 0   |
| NSH  | -- | -- | -- | --  | --  |
| N.J. | 2  | 0  | 1  | 1   | 2   |
| NYI  | 2  | 1  | 0  | 1   | 0   |
| NYR  | 2  | 0  | 0  | 0   | 2   |
| OTT  | 2  | 1  | 2  | 3   | 0   |
| PHI  | 2  | 0  | 0  | 0   | 0   |
| PIT  | 2  | 0  | 0  | 0   | 0   |
| STL  | 5  | 0  | 0  | 0   | 2   |
| S.J. | 3  | 0  | 0  | 0   | 0   |
| T.B. | 2  | 0  | 0  | 0   | 0   |
| TOR  | 2  | 1  | 0  | 1   | 0   |
| VAN  | 3  | 0  | 1  | 1   | 0   |
| WSH  | 1  | 0  | 0  | 0   | 0   |
| WPG  | 5  | 1  | 1  | 2   | 0   |

**2013-14:** Tied for fifth among the League's rookie defensemen in goals (6), tied for sixth in assists (19) and ranked seventh in points (25)... His assist total tied for third most by a rookie in franchise history... Ranked second among NHL rookie defensemen in total minutes played (1,510:46), and tied for fifth in average ice time (19:37), which also ranked third among Nashville blueliners... Ranked fourth among rookie defensemen in games played (77), power-play points and power-play assists (2g-7a-9pts)... Five of his six goals were scored on the road, with four of the five being scored in Canada, including both game-winning goals: Oct. 19 at Montreal (GWG at 1:27 of the third period), Nov. 21 at Toronto, Jan. 28 at Winnipeg and March 10 at Ottawa (GWG at 3:49 of overtime)... Fourteen of his 19 assists came on home ice... Recorded his first NHL point/assist on Filip Forsberg's first career goal, a power-play marker on Oct. 8, 2013 vs. Minnesota... Made his NHL debut on his 19th birthday, Oct. 3, 2013 at St. Louis... Attended the U.S. Olympic Orientation Camp in August... Named Best Defenseman and to the tournament All-Star Team at the 2014 World Championship... The eighth U.S. player to receive a directorate award at the World Championship, first since Ty Conklin (Best Goaltender, 2004) and the second defenseman (John Mayasich, 1962)... Also named one of the United States' three best players of the tournament... Led all tournament defensemen in points (2g-9a-11pts) and assists. Ranked second among all skaters in assists (tie) and average ice time (25:38), and tied for fifth in points and plus/minus rating (+8)... Led Team USA in points and assists as the team's youngest player.

**AMATEUR/CAREER NOTES:** Recipient of the Jim Piggott Trophy as Western Hockey League Rookie of the Year, Canadian Hockey League's Top Prospect of the Year and was a WHL First-Team All-Star after ranking fourth among WHL blueliners, and first among rookie defensemen, in points (14g-42a-56pts) with Portland in 2012-13... Ranked third among WHL defensemen, and first among rookies, in plus/minus rating (+46) and assists (42) in 2012-13... Helped Portland to a 57-12-3 record playing alongside fellow Predators prospect Brendan Leipsic in 2012-13... Ranked second among WHL d-men in goals (5) and plus/minus rating (+15), and third in points (15) during the 2013 WHL Playoffs, helping the Winterhawks claim the Ed Chynoweth Cup as league champions... Tied for the 2013 Memo-

rial Cup lead among defensemen in goals (2), and tied for third at the position in points (4), helping Portland reach the tournament final... Helped the United States claim the gold medal at the 2013 World Junior Championship, leading all defensemen in assists (6) and ranking second among blueliners in points (7) and plus/minus rating (+8)... The youngest member of Team USA at the 2013 WJC... The top-rated North American skater in Central Scouting's final ratings of 2013... Notched an assist to help Team Orr to victory at the 2013 CHL Top Prospects Game... Captained the Under-18 U.S. National Team Development Program in 2011-12, leading team defensemen in assists (23) and ranking second in points (31)... Captained Team USA to its fourth consecutive gold medal at the Under-18 World Championship in 2012, ranking second among tournament defensemen in goals (3) and points (8), and first in plus/minus rating (+9)... Split the 2010-11 campaign between the U.S. NTDP's Under-17 and Under-18 teams, serving as captain of the Under-17 team... Paced Under-17 team defensemen in points (4g-17-21pts) despite playing in only 37 of its 55 games... Helped the United States win gold at the 2011 Under-18 World Championship... Named a tournament all-star while captaining the U.S. to a silver medal at the 2011 World Under-17 Hockey Challenge... Split his minor hockey between Colorado and Dallas, playing for the Dallas Stars Midget teams from 2008-10.

**BACKGROUND:** Nickname: "Jonesy"... On Twitter @Seth\_Jones3... Favorites include Silver Linings Playbook (movie), Gerard Butler (actor), Sidney Crosby (player to watch), Golden State Warriors (jersey in a different sport)... The non-hockey venue he'd most like to play a game in is AT&T Stadium (home of the Dallas Cowboys)... Considers The Notebook to be his guilty pleasure... His father, Ronald "Popeye" Jones, played 11 NBA seasons with Dallas, Toronto, Boston, Denver, Washington and Golden State and is an assistant coach for the Indiana Pacers. He was born in Dresden, Tenn., and played collegiately at Murray State... Has an older brother, Justin, who retired after playing from 2009-11 with the NAHL's Texas Tornado, and a younger brother, Caleb, who will suit up for the Under-18 U.S. NTDP squad in 2014-15.

**TRANSACTIONS:** **June 30, 2013** - Nashville's first choice, fourth overall (first round), in the 2013 Entry Draft.



3

### INTERNATIONAL RECORD

United States

| Year | Event   | GP | G | A | PTS | PIM |
|------|---------|----|---|---|-----|-----|
| 2011 | U-18 WC | 6  | 0 | 3 | 3   | 0   |
| 2012 | U-18 WC | 6  | 3 | 5 | 8   | 0   |
| 2013 | WJC     | 7  | 1 | 6 | 7   | 4   |
| 2014 | WC      | 8  | 2 | 9 | 11  | 6   |

### CAREER RECORD


| SEASON                      | CLUB             | LEAGUE | Regular Season |          |           |           |           | Playoffs |          |          |          |          |
|-----------------------------|------------------|--------|----------------|----------|-----------|-----------|-----------|----------|----------|----------|----------|----------|
|                             |                  |        | GP             | G        | A         | PTS       | PIM       | GP       | G        | A        | PTS      | PIM      |
| 2009-10                     | Dallas Stars AAA | MWEHL  | 42             | 5        | 13        | 18        | 20        | --       | --       | --       | --       | --       |
| 2010-11                     | USNTDP           | U-17   | 17             | 3        | 7         | 10        | 8         | --       | --       | --       | --       | --       |
|                             |                  | USNTDP | USHL           | 28       | 1         | 13        | 14        | 20       | --       | --       | --       | --       |
| 2011-12                     | USNTDP           | U-18   | 12             | 0        | 7         | 7         | 4         | --       | --       | --       | --       | --       |
|                             |                  | U-18   | 32             | 4        | 15        | 19        | 12        | --       | --       | --       | --       | --       |
|                             |                  | USHL   | 20             | 4        | 8         | 12        | 6         | --       | --       | --       | --       | --       |
| 2012-13                     | Portland         | WHL    | 61             | 14       | 42        | 56        | 33        | 21       | 5        | 10       | 15       | 4        |
| 2013-14                     | Nashville        | NHL    | 77             | 6        | 19        | 25        | 24        | --       | --       | --       | --       | --       |
| <b>NHL/PREDATORS TOTALS</b> |                  |        | <b>77</b>      | <b>6</b> | <b>19</b> | <b>25</b> | <b>24</b> | <b>0</b> | <b>0</b> | <b>0</b> | <b>0</b> | <b>0</b> |

### STATISTICAL BREAKDOWN

| YEAR          | TEAM | PP       | SH       | GW       | S          | %           | +/-        | TF       | FW       | F%          | MIN          | H         | BS        | Shootouts |          |             |          |
|---------------|------|----------|----------|----------|------------|-------------|------------|----------|----------|-------------|--------------|-----------|-----------|-----------|----------|-------------|----------|
|               |      |          |          |          |            |             |            |          |          |             |              |           |           | S         | G        | S%          | GDG      |
| 2013-14       | NSH  | 2        | 0        | 2        | 100        | 6.0%        | -23        | 0        | 0        | 0.0%        | 19:37        | 55        | 99        | 1         | 0        | .000        | 0        |
| <b>TOTALS</b> |      | <b>2</b> | <b>0</b> | <b>2</b> | <b>100</b> | <b>6.0%</b> | <b>-23</b> | <b>0</b> | <b>0</b> | <b>0.0%</b> | <b>19:37</b> | <b>55</b> | <b>99</b> | <b>1</b>  | <b>0</b> | <b>.000</b> | <b>0</b> |

## CAREER HIGHLIGHTS

- MOST GOALS, GAME:**  
1 - six times, last March 10, 2014 at Ottawa
- MOST ASSISTS, GAME:**  
2 - twice, last Dec. 30, 2013 vs. Detroit
- MOST POINTS, GAME:**  
2 - three times, last (1g-1a) March 10, 2014 at Ottawa
- MOST PIM, GAME:**  
2 - 12 times, last April 12, 2014 vs. Chicago
- MOST SHOTS, GAME:**  
5 - Oct. 10, 2013 vs. Toronto
- LONGEST GOAL-SCORING STREAK:**  
None
- LONGEST ASSIST STREAK:**  
2 - three times, last (4a) Dec. 28-30, 2014
- LONGEST POINT-SCORING STREAK:**  
2 - four times, last (1g-1a) Jan. 28-31, 2014
- CAREER HAT TRICKS:**  
None
- CAREER PENALTY SHOTS:**  
None
- CAREER OVERTIME POINTS:**  
1 (1g)
- FIRST NHL GAME:**  
Oct. 3, 2013 at St. Louis
- FIRST NHL GOAL:**  
Oct. 12, 2013 vs. NY Islanders (Evgeni Nabokov)
- FIRST GAME AS A PREDATOR:**  
Oct. 3, 2013 at St. Louis
- FIRST GOAL AS A PREDATOR:**  
Oct. 12, 2013 vs. NY Islanders (Evgeni Nabokov)



# ROMAN JOSI

**ROMAN JOSI**  
(ROH-man YO-see)  
Defense

**SHOOTS:** Left  
**HEIGHT:** 6-1  
**WEIGHT:** 192  
**DOB:** June 1, 1990  
**BIRTHPLACE:** Bern, Switzerland  
**HOMETOWN:** Bern, Switzerland

**ACQUIRED**  
**June 21, 2008** - Nashville's third choice, 38th overall (second round), in 2008 Entry Draft.

## VERSUS THE NHL

|      | GP | G  | A  | PTS | PIM |
|------|----|----|----|-----|-----|
| ANA  | 7  | 1  | 2  | 3   | 2   |
| ARI  | 7  | 0  | 1  | 1   | 0   |
| BOS  | 3  | 0  | 0  | 0   | 0   |
| BUF  | 3  | 0  | 3  | 3   | 0   |
| CGY  | 9  | 0  | 10 | 10  | 6   |
| CAR  | 4  | 0  | 1  | 1   | 4   |
| CHI  | 14 | 0  | 7  | 7   | 2   |
| COL  | 11 | 4  | 5  | 9   | 2   |
| CBJ  | 11 | 2  | 3  | 5   | 0   |
| DAL  | 12 | 3  | 6  | 9   | 4   |
| DET  | 12 | 2  | 0  | 2   | 0   |
| EDM  | 7  | 1  | 1  | 2   | 2   |
| FLA  | 2  | 0  | 1  | 1   | 0   |
| L.A. | 7  | 1  | 1  | 2   | 0   |
| MIN  | 9  | 1  | 1  | 2   | 0   |
| MTL  | 1  | 0  | 0  | 0   | 0   |
| NSH  | -- | -- | -- | --  | --  |
| N.J. | 2  | 0  | 1  | 1   | 0   |
| NYI  | 2  | 0  | 0  | 0   | 2   |
| NYR  | 3  | 0  | 1  | 1   | 0   |
| OTT  | 3  | 0  | 0  | 0   | 0   |
| PHI  | 4  | 0  | 1  | 1   | 0   |
| PIT  | 2  | 0  | 0  | 0   | 2   |
| STL  | 12 | 2  | 2  | 4   | 8   |
| S.J. | 7  | 3  | 2  | 5   | 2   |
| T.B. | 2  | 1  | 0  | 1   | 2   |
| TOR  | 1  | 0  | 0  | 0   | 0   |
| VAN  | 9  | 0  | 1  | 1   | 0   |
| WSH  | 3  | 1  | 1  | 2   | 2   |
| WPG  | 3  | 1  | 0  | 1   | 0   |

**2013-14:** Tied for ninth among NHL defensemen in goals (13), tied for 23rd in points (40)... Was one of 16 blueliners to hit double-digits in goals and amass at least 40 points... Ranked fifth in the League in average ice time (26:25)... The only defensemen among the League's Top 30 point getters with less than 20 penalty minutes... Tied for fourth among League blueliners in even-strength goals (10)... Ranked 20th among NHL defensemen in shots (168)... Ranked second on the team, and tied for 24th in the League, in blocked shots (150)... Set career highs in nearly every statistical category, including goals, assists (27), points, average ice time, power-play goals (3), game-winning goals (2), games played (72) and shots... Represented Switzerland at the 2014 Olympics, ranking third on the team in average ice time (21:03)... Played for Switzerland at the World Championship for the fifth time in six years, being named one of the nation's three best players of the tournament... Ranked second among defensemen in points (1g-6a-7pts, 7gp), while tying for sixth among all skaters in assists, during preliminary round action at 2014 Worlds... Ranked fourth in the tournament in average ice time (25:06).

**2012-13:** Tied for third on the team in assists, and ranked sixth in points (5g-13a-18pts)... Saw his average ice time go up by more than five minutes from his rookie campaign (from 18:23 to 23:31)... Ranked 19th in the NHL in total minutes played (1,129:25)... Played in his 100th career NHL game in the season finale on April 27 at Columbus... Posted the first four-point outing (2g-2a) of his career on Feb. 25 vs. Dallas including his first career game-winning goal in overtime. It was the fifth time in franchise history a defenseman has posted four or more points in a game, and his second-career multi-point effort... Played with his hometown team, SC Bern, from September-January, posting 17 points (6g-11a) in 26 games... The first Swiss player to be named Most Valuable Player, Best Defenseman and a tournament All-Star at the World Championship... Helped Switzerland to a silver medal at the 2013 World Championship, the nation's first medal in 60 years... Led all tournament defensemen in goals (4) and points (9) at the World Championship... Led Switzerland in points and average ice time (20:08).


**2011-12:** Tied for fourth among NHL rookie defensemen in goals (5), and seventh in points (16)... Ranked fourth among first-year skaters in blocked shots (98)... Joined Switzerland at the 2012 World Championship, recording an assist while playing in the team's final three games of the tournament. **PLAYOFFS:** Tied for the team lead in penalty minutes (10)... Ranked second among rookies in average ice time (18:47).

**2010-11:** One of just three American Hockey League rookie defensemen to post at least 40 points (6g-34a-40pts) during his first North American season with Milwaukee... Tied for 11th among AHL blueliners, and led the Admirals, in assists... Tied for fifth among AHL defensemen Led the Admirals in power-play points (3g-22a-25pts)... Ranked ninth among AHL blueliners in 2011 Calder Cup Playoff points (1g-6a-7pts) despite playing in only two of a possible four rounds.

**AMATEUR/CAREER NOTES:** Helped SC Bern win both the Swiss League regular season and playoff titles in 2009-10... Paced all blueliners, and tied for fourth overall, in goals (6) during the 2010 playoffs... Ranked second among defensemen, and tied for ninth among all skaters, in points (13) during Bern's run to the 2010 NLA playoff title... Named to the Swiss team for the 2010 Olympic Games, but did not participate due to injury... Led Swiss defensemen in points (1g-2a-3pts) and plus/minus rating (+3) at the 2010 World Championship... Played in Switzerland's first four games at the 2010 World Junior Championship, notching three points (1g-2a), before being sidelined due to injury... Led all Swiss League junior players (under-20) in goals, assists and points (7g-17a-24pts) in 2008-09... Ranked second among SC Bern defensemen in points, goals and assists, helping it to the 2008-09 regular-season title... Named Top Defenseman at the 2009 Division I World Junior Championship, which Switzerland won to earn promotion to the top division in 2010... The youngest player on the Swiss roster, and third-youngest player overall, at the 2009 World Championship... One of just four 17 year olds to play in Switzerland's top division with SC Bern in 2007-08... Represented Switzerland at both the World Junior Championship and the Under-18 World Championship in 2007 and 2008.

**BACKGROUND:** Nickname "Yos"... Favorites include Rolf and Daughters (Nashville restaurant), Open by Andre Agassi (book), Steve Aoki (musician), Ibiza (vacation destination)... Enjoys playing tennis and would like to be an "oldies tennis pro" after his hockey career is completed... Considers being dropped into the ocean at night to be his greatest fear, and drinking chocolate milk to be his guilty pleasure... Would like to see the NHL go to no-touch icing... Adam Sandler would be his choice to play him in a movie.

**TRANSACTIONS:** **June 21, 2008** - Nashville's third choice, 38th overall (second round), in 2008 Entry Draft.



## CAREER HIGHLIGHTS

|   |   |
|---|---|
| <b>MOST GOALS, GAME:</b><br>2 - twice, last March 25, 2014 vs. Colorado         | <b>CAREER HAT TRICKS:</b><br>None   |
| <b>MOST ASSISTS, GAME:</b><br>3 - March 14, 2014 at Chicago                     | <b>CAREER PENALTY SHOTS:</b><br>None                                      |
| <b>MOST POINTS, GAME:</b><br>4 - (2g-2a) Feb. 25, 2013 vs. Dallas               | <b>CAREER OVERTIME POINTS:</b><br>1 (1g)                                  |
| <b>MOST PIM, GAME:</b><br>4 - twice, last Feb. 5, 2013 at St. Louis             | <b>FIRST NHL GAME:</b><br>Nov. 26, 2011 at Detroit                        |
| <b>MOST SHOTS, GAME:</b><br>7 - Dec. 21, 2013 vs. Montreal                      | <b>FIRST NHL GOAL:</b><br>Dec. 10, 2011 vs. Anaheim (Dan Ellis)           |
| <b>LONGEST GOAL-SCORING STREAK:</b><br>2 - (2g) Jan. 18-20, 2014                | <b>FIRST GAME AS A PREDATOR:</b><br>Nov. 26, 2011 at Detroit              |
| <b>LONGEST ASSIST STREAK:</b><br>4 - twice, last (4a) Jan. 14-20, 2014          | <b>FIRST GOAL AS A PREDATOR:</b><br>Dec. 10, 2011 vs. Anaheim (Dan Ellis) |
| <b>LONGEST POINT-SCORING STREAK:</b><br>5 - twice, last (2g-4a) Dec. 7-17, 2013 |   |

## INTERNATIONAL RECORD

Switzerland

| Year | Event    | GP | G | A | PTS | PIM |
|------|----------|----|---|---|-----|-----|
| 2007 | U-18 WC  | 6  | 1 | 1 | 2   | 2   |
|      | WJC      | 6  | 0 | 0 | 0   | 0   |
| 2008 | U-18 WC  | 6  | 1 | 4 | 5   | 4   |
|      | WJC      | 6  | 0 | 1 | 1   | 4   |
| 2009 | DI WJC   | 5  | 3 | 2 | 5   | 6   |
|      | WC       | 6  | 0 | 0 | 0   | 2   |
| 2010 | WJC      | 4  | 1 | 2 | 3   | 0   |
|      | WC       | 7  | 1 | 2 | 3   | 0   |
| 2012 | WC       | 3  | 0 | 1 | 1   | 0   |
| 2013 | WC       | 10 | 4 | 5 | 9   | 4   |
| 2014 | Olympics | 4  | 0 | 0 | 0   | 0   |
|      | WC       | 7  | 1 | 6 | 7   | 2   |

## CAREER RECORD

| SEASON                      | CLUB             | LEAGUE    | Regular Season |           |           |           |           | Playoffs  |          |          |          |           |
|-----------------------------|------------------|-----------|----------------|-----------|-----------|-----------|-----------|-----------|----------|----------|----------|-----------|
|                             |                  |           | GP             | G         | A         | PTS       | PIM       | GP        | G        | A        | PTS      | PIM       |
| 2006-07                     | Bern Jr.         | Swiss-Jr. | 33             | 14        | 16        | 30        | 28        | 14        | 1        | 3        | 4        | 2         |
|                             | Switzerland U-20 | Swiss-2   | 5              | 1         | 1         | 2         | 2         | --        | --       | --       | --       | --        |
|                             | Bern             | Swiss     | 3              | 0         | 1         | 1         | 0         | --        | --       | --       | --       | --        |
| 2007-08                     | Bern             | Swiss     | 35             | 2         | 6         | 8         | 10        | 6         | 0        | 0        | 0        | 0         |
|                             | Neuchatel        | Swiss-2   | 3              | 2         | 0         | 2         | 4         | --        | --       | --       | --       | --        |
|                             | Switzerland U-20 | Swiss-2   | 2              | 0         | 1         | 1         | 0         | --        | --       | --       | --       | --        |
| 2008-09                     | Bern             | Swiss     | 42             | 7         | 17        | 24        | 16        | 6         | 0        | 0        | 0        | 2         |
| 2009-10                     | Bern             | Swiss     | 26             | 9         | 12        | 21        | 12        | 15        | 6        | 7        | 13       | 8         |
| 2010-11                     | Milwaukee        | AHL       | 69             | 6         | 34        | 40        | 22        | 13        | 1        | 6        | 7        | 8         |
| 2011-12                     | Nashville        | NHL       | 52             | 5         | 11        | 16        | 14        | 10        | 0        | 0        | 0        | 10        |
|                             | Milwaukee        | AHL       | 5              | 1         | 3         | 4         | 0         | --        | --       | --       | --       | --        |
| 2012-13                     | Nashville        | NHL       | 48             | 5         | 13        | 18        | 8         | --        | --       | --       | --       | --        |
|                             | Bern             | Swiss     | 26             | 6         | 11        | 17        | 14        | --        | --       | --       | --       | --        |
| 2013-14                     | Nashville        | NHL       | 72             | 13        | 27        | 40        | 18        | --        | --       | --       | --       | --        |
| <b>NHL/PREDATORS TOTALS</b> |                  |           | <b>172</b>     | <b>23</b> | <b>51</b> | <b>74</b> | <b>40</b> | <b>10</b> | <b>0</b> | <b>0</b> | <b>0</b> | <b>10</b> |

## STATISTICAL BREAKDOWN

| YEAR          | TEAM | PP       | SH       | GW       | S          | %           | +/-       | TF       | FW       | F%          | MIN          | Shootouts |            |          |          |             |          |
|---------------|------|----------|----------|----------|------------|-------------|-----------|----------|----------|-------------|--------------|-----------|------------|----------|----------|-------------|----------|
|               |      |          |          |          |            |             |           |          |          |             |              | H         | BS         | S        | G        | %           | GDG      |
| 2011-12       | NSH  | 1        | 0        | 0        | 64         | 7.8%        | 1         | 0        | 0        | 0.0%        | 18:23        | 33        | 98         | 0        | 0        | .000        | 0        |
| 2012-13       | NSH  | 1        | 0        | 1        | 96         | 5.2%        | -7        | 0        | 0        | 0.0%        | 23:31        | 31        | 73         | 1        | 0        | .000        | 0        |
| 2013-14       | NSH  | 3        | 0        | 2        | 168        | 7.7%        | -2        | 0        | 0        | 0.0%        | 26:25        | 32        | 150        | 6        | 3        | .500        | 1        |
| <b>TOTALS</b> |      | <b>5</b> | <b>0</b> | <b>3</b> | <b>328</b> | <b>7.0%</b> | <b>-8</b> | <b>0</b> | <b>0</b> | <b>0.0%</b> | <b>23:11</b> | <b>96</b> | <b>321</b> | <b>7</b> | <b>3</b> | <b>.429</b> | <b>1</b> |





# JAMES NEAL

## JAMES NEAL

(JAYMS NEEL)  
Left Wing

**SHOOTS:** Right

**HEIGHT:** 6-2

**WEIGHT:** 208

**DOB:** September 3, 1987

**BIRTHPLACE:** Whitby, Ontario

**HOMETOWN:** Whitby, Ontario

## ACQUIRED

**June 27, 2014** - Acquired from Pittsburgh for Patric Hornqvist and Nick Spaling.

## VERSUS THE NHL

|      | GP | G  | A  | PTS | PIM |
|------|----|----|----|-----|-----|
| ANA  | 17 | 2  | 10 | 12  | 2   |
| ARI  | 18 | 4  | 4  | 8   | 19  |
| BOS  | 12 | 5  | 5  | 10  | 13  |
| BUF  | 12 | 6  | 3  | 9   | 8   |
| CGY  | 14 | 4  | 6  | 10  | 8   |
| CAR  | 13 | 8  | 5  | 13  | 8   |
| CHI  | 14 | 7  | 5  | 12  | 10  |
| COL  | 13 | 3  | 6  | 9   | 10  |
| CBJ  | 14 | 9  | 5  | 14  | 32  |
| DAL  | 4  | 2  | 0  | 2   | 2   |
| DET  | 15 | 5  | 8  | 13  | 18  |
| EDM  | 15 | 8  | 2  | 10  | 23  |
| FLA  | 14 | 6  | 6  | 12  | 4   |
| L.A. | 16 | 4  | 4  | 8   | 23  |
| MIN  | 12 | 5  | 3  | 8   | 11  |
| MTL  | 13 | 5  | 6  | 11  | 14  |
| NSH  | 13 | 3  | 11 | 14  | 6   |
| N.J. | 19 | 3  | 3  | 6   | 8   |
| NYI  | 18 | 9  | 8  | 17  | 14  |
| NYR  | 17 | 7  | 9  | 16  | 16  |
| OTT  | 13 | 4  | 3  | 7   | 12  |
| PHI  | 17 | 8  | 3  | 11  | 14  |
| PIT  | 3  | 0  | 1  | 1   | 2   |
| STL  | 16 | 6  | 4  | 10  | 14  |
| S.J. | 18 | 6  | 8  | 14  | 12  |
| T.B. | 12 | 5  | 7  | 12  | 20  |
| TOR  | 13 | 6  | 5  | 11  | 16  |
| VAN  | 13 | 4  | 4  | 8   | 4   |
| WSH  | 13 | 7  | 5  | 12  | 2   |
| WPG  | 12 | 10 | 5  | 15  | 4   |

**CAREER NOTES:** Enters the 2014-15 season ranked second in the NHL in power-play goals (38) and tied fifth in goals (88) since the start of the 2011-12 season... Was a 2012 First-Team NHL All-Star after leading the League in power-play goals (18), ranking fourth in goals (40) and seventh in points (81).

**2013-14:** Hit the 20-goal mark for the sixth time in his six NHL seasons and posted 55-plus points for the third time in his previous four campaigns (27g-34a-61pts)... Ranked 10th in the NHL in goals per game (.46) and points per game (1.03)... Ranked third on the Penguins in goals, and fourth in points, with the second highest total of his career in both categories, despite missing 23 regular-season games... Tied for eighth in the NHL in power-play goals (11)... Tied for the NHL lead, and tied a Penguins franchise record, for overtime goals in a season (3)... Finished in a four-way tie for 10th in NHL power-play points with among others, Shea Weber (11g-15a-26pts)... Ranked seventh in the League in average power-play ice time (3:50)... Ranked second in the NHL in shots per game (4.03)... Ranked fourth on the Pens with a career-high +15 rating... Appeared in his 400th career NHL game on March 20 at Detroit... Recorded his 300th career NHL point with a goal on Feb. 27 vs. Montreal.


**CAREER NOTES:** Tied for second in the NHL in game-winning goals (6), tied for fourth in power-play goals (9) and for 10th in goals (21) in **2012-13**... Ranked seventh in the League in goals per game in 2012-13 (.525)... Set a career high in shooting percentage (15.4 percent) in 2012-13... Ranked third on the Penguins in goals (6) and also set a career high in points (10) during the 2013 postseason... Notched his first career playoff hat trick with a four-point outing (3g-1a) in Game Five of the 2013 Eastern Conference Quarterfinals vs. Ottawa... Attended Team Canada Olympic Orientation Camp in August 2013... A 2012 First Team NHL All-Star after setting career highs in nearly every category including games played (80), goals (40), assists (41), points (81), power-play goals (18), shots (329), average ice time (19:08) and penalty minutes (87) in **2011-12**... His 18 power-play goals led the NHL in 2011-12, while his goal ranked fourth, point total tied for seventh and shot total was second to teammate Evgeni Malkin... Named to his first NHL All-Star Game in 2012... Notched his 100th NHL assist March 15, 2012 at NY Rangers, and his 100th NHL goal Jan. 24, 2012 at St. Louis... Tied for fourth on the Penguins in points during the 2012 post-season (2g-4a-6pts)... Tied for a team high by converting three-of-four shootout attempts with a pair of game-deciding shootout markers after joining the Penguins for the final 20

games of the **2010-11** season... His first career Stanley Cup Playoff goal was a double-overtime game winner in Game Four of the 2011 Eastern Conference Quarterfinals vs. Tampa Bay... Tied for third on Team Canada in points (2g-3a) at the 2011 World Championship... Ranked second on the Stars in goals (27) and third in points (55) during his sophomore campaign in 2009-10... Tied for 11th in the NHL in even-strength goals (24) in **2009-10**... Ranked second among NHL rookies in goals (24) and 11th in points (37) during his inaugural campaign with Dallas in **2008-09**... Led the Stars and tied for second among first-year NHLers in power-play goals (9) in 2008-09... Set a career high and ranked third among NHL freshmen in hits (194) in 2008-09... Participated in the 2009 NHL YoungStars Game during All-Star Weekend... Posted three points (1g-2a) in three games as a member of the Canadian team that earned a silver medal at the 2009 World Championship... Spent his first professional season with the AHL's Iowa Stars in 2007-08, ranking third on the club in goals (18) and sixth in points (37).

**AMATEUR:** Played parts of four seasons with the Ontario Hockey League's Plymouth Whalers from 2003-07, amassing 173 points (68g-105a) in 187 regular-season games and 43 points (23g-20a) in 37 playoff games... A 2006-07 OHL First-Team All-Star and CHL Second-Team All-Star after posting 65 points (27g-38a) in 45 games in his final junior season... Played in both the 2007 OHL All-Star Game and ADT Russia-Canada Challenge... Helped Plymouth claim the 2007 Robertson Cup as OHL champions, ranking second in goals (12) and sixth in points (23) during the playoffs... Paced all skaters at the 2007 Memorial Cup in goals (5) and penalty minutes (42), while tying for fourth in points (6) in five games... Helped Canada win Gold at the 2007 World Junior Championship... Earned a silver medal at the 2005 Under-18 World Championship... Participated in the 2005 CHL Top Prospects Game.

**BACKGROUND:** Nickname: "Nealer"... Has a Blue Pit Bull named Nixon... Has two younger hockey-playing brothers: Michael, who was a fifth round draft pick of Dallas in 2007, has played the past five seasons in the AHL and ECHL, and Peter, who has played the past two seasons with the SPHL's Knoxville Ice Bears... Has his own website: Jamesneal18.com.

**TRANSACTIONS:** **June 27, 2014** - Acquired by Nashville from Pittsburgh for Patric Hornqvist and Nick Spaling... **Feb. 21, 2011** - Acquired by Pittsburgh from Dallas along with Matt Niskanen for Alex Goligoski... **July 30, 2008** - Dallas' second choice, 33rd overall (second round), in the 2005 Entry Draft.



## CAREER HIGHLIGHTS

|  |  |
|--|--|
| <b>MOST GOALS, GAME:</b><br>3 - four times, last Dec. 29, 2013 at Columbus | <b>CAREER HAT TRICKS:</b><br>4 - Dec. 29, 2013 at Columbus (Curtis McElhinney); April 27, 2013 vs. Carolina (Justin Peters); March 20, 2012 vs. Winnipeg (Ondrej Pavelec and Chris Mason); Dec. 23, 2008 at Toronto (Vesa Toskala and Curtis Joseph) |
| <b>MOST ASSISTS, GAME:</b><br>4 - March 22, 2012 vs. Nashville             | <b>CAREER PENALTY SHOTS:</b><br>1 - Dec. 31, 2010 vs. Vancouver (Cory Schneider); No Goal  |
| <b>MOST POINTS, GAME:</b><br>5 - (3g-2a) Dec. 29, 2013 at Columbus         | <b>CAREER OVERTIME POINTS:</b><br>7 (4g-3a)  |
| <b>MOST PIM, GAME:</b><br>19 - Nov. 19, 2009 vs. Columbus                  | <b>FIRST NHL GAME:</b><br>October 10, 2008 vs. Columbus  |
| <b>MOST SHOTS, GAME:</b><br>12 - March 27, 2012 vs. NY Islanders           | <b>FIRST NHL GOAL:</b><br>October 10, 2008 vs. Columbus (Pascal Leclaire)  |
| <b>LONGEST GOAL-SCORING STREAK:</b><br>5 - (5g) Feb. 3-March 1, 2014       | <b>LONGEST POINT-SCORING STREAK:</b><br>8 - (7g-4a) Dec. 8-27, 2011  |
| <b>LONGEST ASSIST STREAK:</b><br>4 - (4a) Feb. 20-26, 2013                 |  |

## INTERNATIONAL RECORD

Canada

| Year | Event   | GP | G | A | PTS | PIM |
|------|---------|----|---|---|-----|-----|
| 2005 | U-18 WC | 6  | 1 | 1 | 2   | 6   |
| 2007 | WJC     | 6  | 0 | 0 | 0   | 8   |
| 2009 | WC      | 3  | 1 | 2 | 3   | 2   |
| 2011 | WC      | 6  | 2 | 3 | 5   | 10  |

## CAREER RECORD

| SEASON     | CLUB        | LEAGUE | Regular Season |     |     |     |     | Playoffs |    |    |     |     |
|------------|-------------|--------|----------------|-----|-----|-----|-----|----------|----|----|-----|-----|
|            |             |        | GP             | G   | A   | PTS | PIM | GP       | G  | A  | PTS | PIM |
| 2003-04    | Bowmanville | OPJHL  | 43             | 28  | 27  | 55  | 54  | --       | -- | -- | --  | --  |
|            | Plymouth    | OHL    | 9              | 2   | 4   | 6   | 0   | --       | -- | -- | --  | --  |
| 2004-05    | Plymouth    | OHL    | 67             | 18  | 26  | 44  | 32  | 4        | 1  | 1  | 2   | 6   |
| 2005-06    | Plymouth    | OHL    | 66             | 21  | 37  | 58  | 109 | 13       | 9  | 7  | 16  | 33  |
| 2006-07    | Plymouth    | OHL    | 45             | 27  | 38  | 65  | 94  | 20       | 13 | 12 | 25  | 54  |
| 2007-08    | Iowa        | AHL    | 62             | 18  | 19  | 37  | 63  | --       | -- | -- | --  | --  |
| 2008-09    | Dallas      | NHL    | 77             | 24  | 13  | 37  | 51  | --       | -- | -- | --  | --  |
|            | Manitoba    | AHL    | 5              | 4   | 1   | 5   | 2   | --       | -- | -- | --  | --  |
| 2009-10    | Dallas      | NHL    | 78             | 27  | 28  | 55  | 64  | --       | -- | -- | --  | --  |
| 2010-11    | Dallas      | NHL    | 59             | 21  | 18  | 39  | 60  | --       | -- | -- | --  | --  |
| 2011-12    | Pittsburgh  | NHL    | 20             | 1   | 5   | 6   | 6   | 7        | 1  | 1  | 2   | 6   |
|            | Pittsburgh  | NHL    | 80             | 40  | 41  | 81  | 87  | 5        | 2  | 4  | 6   | 12  |
| 2012-13    | Pittsburgh  | NHL    | 40             | 21  | 15  | 36  | 26  | 13       | 6  | 4  | 10  | 8   |
| 2013-14    | Pittsburgh  | NHL    | 59             | 27  | 34  | 61  | 55  | 13       | 2  | 2  | 4   | 24  |
| NHL TOTALS |             |        | 413            | 161 | 154 | 315 | 349 | 38       | 11 | 11 | 22  | 50  |

## STATISTICAL BREAKDOWN

| YEAR    | TEAM | PP | SH | GW | S    | %     | +/- | TF  | FW | F%    | MIN   | H   | BS  | Shootouts |    |       |      |
|---------|------|----|----|----|------|-------|-----|-----|----|-------|-------|-----|-----|-----------|----|-------|------|
|         |      |    |    |    |      |       |     |     |    |       |       |     |     | S         | G  | %     | G/DG |
| 2008-09 | DAL  | 9  | 0  | 2  | 171  | 14.0% | -11 | 31  | 11 | 35.5% | 15:52 | 194 | 27  | 7         | 5  | .714  | 2    |
| 2009-10 | DAL  | 2  | 1  | 4  | 200  | 13.5% | -5  | 60  | 19 | 31.7% | 18:11 | 174 | 32  | 10        | 0  | .000  | 0    |
| 2010-11 | DAL  | 5  | 0  | 3  | 160  | 13.1% | 8   | 17  | 7  | 41.2% | 17:41 | 120 | 22  | 2         | 0  | .000  | 0    |
|         | PIT  | 0  | 0  | 0  | 52   | 1.9%  | -1  | 6   | 1  | 16.7% | 16:53 | 39  | 4   | 4         | 3  | .750  | 2    |
| 2011-12 | PIT  | 18 | 0  | 4  | 329  | 12.2% | 6   | 15  | 4  | 26.7% | 19:08 | 108 | 15  | 9         | 4  | .444  | 2    |
| 2012-13 | PIT  | 9  | 0  | 6  | 136  | 15.4% | 5   | 6   | 1  | 16.7% | 17:28 | 56  | 17  | 2         | 2  | 1.000 | 1    |
| 2013-14 | PIT  | 11 | 0  | 4  | 238  | 11.3% | 15  | 18  | 5  | 27.8% | 18:26 | 58  | 23  | 4         | 0  | .000  | 0    |
| TOTALS  |      | 54 | 1  | 23 | 1286 | 12.5% | 17  | 153 | 48 | 31.4% | 17:46 | 749 | 140 | 38        | 14 | .368  | 7    |



# ERIC NYSTROM

**ERIC NYSTROM**  
(AIR-ihk NIGH-stuhm)  
Left Wing

**SHOOTS:** Left  
**HEIGHT:** 6-1  
**WEIGHT:** 199  
**DOB:** February 14, 1983  
**BIRTHPLACE:** Syosset, New York  
**HOMETOWN:** Syosset, New York

**ACQUIRED**  
**July 5, 2013** - Signed as a free agent by Nashville.

**2013-14:** Tied a career high in points (21) and was one shy of a career high in goals (15) during his first season with Nashville... Ranked second on the team and led club forwards in hits (154)... Set a career high in average ice time (14:51), with 1:50 of it coming while shorthanded, third among club forwards... Tied for third on the club in games played, and ranked fourth in even-strength goals (14)... Ranked second on the team in road goals (11)... Notched the first four-goal performance in franchise history on Jan. 24, 2014 at Calgary. All four goals were scored at even strength, with one coming in both the first and third periods, and a pair in the second frame... Tallied his 100th career point with a goal on March 10 at Ottawa... Scored one of Nashville's two shorthanded goals on Oct. 20 at Winnipeg... His first goal as a Predator was the ninth penalty-shot goal in franchise history, and his only game winner of the season, on Oct. 8, 2013 vs. Minnesota.

**CAREER NOTES:** Tied for fifth on the Dallas Stars in goals (7) while appearing in all 48 of the team's 2012-13 games... Ranked third on the 2012-13 Stars in both penalty minutes (61) and hits (122)... Tied for the 2012-13 team lead in game-winning goals (3), and scored one of the Stars' two shorthanded goals... Played his 400th career NHL game on April 12, 2013 at Nashville... Started the 2012-13 season with the Stavanger Oilers (Norway), posting 14 points (4g-10a) in six games... Set career highs in goals (16) and points (21) with Dallas in 2011-12... All 16 of his goals in 2011-12 came at even strength, the third-most of any NHLer with no special-teams markers... Ranked second among Dallas forwards in hits (176) and shooting percentage (15.7) in 2011-12, both career highs... Tied a career high by playing all 82 games in his only season with the Minnesota Wild in 2010-11... Ranked second among Minnesota skaters in hits (169) in 2010-11... Set career highs in games played (82) and blocked shots (51) in his final season with Calgary in 2009-10...

Ranked fourth on the 2009-10 Flames in even-strength goals (11)... Made his World Championship debut for Team USA in 2010, appearing in all six of the nation's games... Played his first full season at the NHL level in 2008-09, ranking fourth on the Flames in penalty minutes (89)... Three of his five goals in 2008-09 were game winners... Tied for first on the Flames in goals

(3), and tied for second on the team in points (4) during the 2009 Stanley Cup Playoffs... Scored his first career playoff goal as part of a 4-2 win in Game Three of the 2009 Western Conference Quarterfinals vs. Chicago (April 20). Scored the game-winning goal at 13:04 of the third period and notched a pair of assists 48 hours later in Game Four... Spent the majority of the 2007-08 season with Quad City (AHL), being recalled to Calgary on two occasions (Oct. 21 and Feb. 28)... Recorded his first two NHL assists on Nov. 17, 2007 at Edmonton... Notched four points (2g-2a) in the 2007-08 season finale on April 5 at Calgary, nearly doubling the point production from his first 45 NHL games (1g-5a)... Made his playoff debut on April 9, 2008 at San Jose and played in all seven of the Flames' Western Conference Quarterfinal games... Missed the majority of the 2006-07 season due to injury... Played his first pro season with the Omaha Ak-Sar-Ben Knights (AHL) in 2005-06, ranking fifth on the team in both goals (tie, 15) and points (33)... Appeared in his first two NHL contests on Oct. 10 and 13, 2005.

**AMATEUR:** Amassed 110 points (56g-54a) and 149 penalty minutes in 160 games at the University of Michigan from 2001-05. During his time there, UM won three CCHA titles (2002, 2003 and 2005) and advanced to a pair of Frozen Fours (2002 and 2003)... Captained the Wolverines during his senior season in 2004-05... Named the CCHA's top defensive forward in 2004-05... An alternate captain during his junior campaign in 2003-04... Represented the United States at both the 2002 and 2003 World Junior Championships... Named to the 2002 CCHA All-Rookie Team after tying for the NCAA lead in goals among freshmen (18)... Spent two seasons with the U.S. National Team Development Program in 1999-2000 and 2000-01... Played for Team USA at the 2001 Under-18 World Championships and 2000 World Under-17 Hockey Challenge.

**BACKGROUND:** His father, Bob Nystrom, played in the NHL for 14 years with NY Islanders and helped the team claim four Stanley Cup titles. His No. 23 is retired by the franchise... Favorites include Tiesto (musician), Pavel Datsyuk (player to watch) and Goodfellas (movie)... His first job was as a golf caddie... Middle name is Thore... His worst fear is being bitten by a shark, and considers a wolferine to be his spirit animal... On Twitter @enystrom23.

**TRANSACTIONS:** **July 5, 2013** - Signed as a free agent by Nashville... **Oct. 12, 2011** - Acquired by Dallas from Minnesota for future considerations... **July 1, 2010** - Signed as a free agent by Minnesota... **June 22, 2002** - Calgary's first selection, 10th overall (first round), in the 2002 Entry Draft.

## VERSUS THE NHL WITH PREDATORS

|      | GP | G | A | PTS | PIM | GP | G  | A  | PTS | PIM |
|------|----|---|---|-----|-----|----|----|----|-----|-----|
| ANA  | 29 | 5 | 1 | 6   | 26  | 3  | 0  | 0  | 0   | 0   |
| ARI  | 26 | 2 | 3 | 5   | 7   | 3  | 1  | 1  | 2   | 0   |
| BOS  | 6  | 0 | 0 | 0   | 9   | 2  | 0  | 0  | 0   | 7   |
| BUF  | 6  | 1 | 1 | 2   | 0   | 2  | 1  | 1  | 2   | 0   |
| CGY  | 16 | 6 | 0 | 6   | 4   | 3  | 4  | 0  | 4   | 0   |
| CAR  | 8  | 1 | 1 | 2   | 22  | 2  | 0  | 0  | 0   | 0   |
| CHI  | 24 | 1 | 0 | 1   | 20  | 4  | 0  | 0  | 0   | 4   |
| COL  | 33 | 4 | 4 | 8   | 32  | 4  | 0  | 0  | 0   | 9   |
| CBJ  | 23 | 0 | 2 | 2   | 18  | 2  | 0  | 0  | 0   | 5   |
| DAL  | 19 | 2 | 2 | 4   | 13  | 5  | 1  | 2  | 3   | 4   |
| DET  | 22 | 0 | 1 | 1   | 9   | 1  | 0  | 0  | 0   | 0   |
| EDM  | 29 | 2 | 8 | 10  | 13  | 3  | 0  | 0  | 0   | 2   |
| FLA  | 7  | 0 | 0 | 0   | 0   | 2  | 0  | 0  | 0   | 0   |
| L.A. | 27 | 5 | 4 | 9   | 11  | 3  | 1  | 0  | 1   | 0   |
| MIN  | 26 | 6 | 0 | 6   | 21  | 5  | 1  | 0  | 1   | 5   |
| MTL  | 8  | 2 | 1 | 3   | 12  | 2  | 0  | 0  | 0   | 2   |
| NSH  | 20 | 1 | 3 | 4   | 22  | -- | -- | -- | --  | --  |
| N.J. | 8  | 1 | 0 | 1   | 5   | 2  | 0  | 0  | 0   | 0   |
| NYI  | 7  | 2 | 1 | 3   | 2   | 2  | 0  | 0  | 0   | 0   |
| NYR  | 8  | 0 | 0 | 0   | 0   | 2  | 0  | 0  | 0   | 0   |
| OTT  | 8  | 2 | 2 | 4   | 10  | 2  | 1  | 0  | 1   | 5   |
| PHI  | 6  | 1 | 0 | 1   | 2   | 2  | 1  | 0  | 1   | 0   |
| PIT  | 8  | 1 | 0 | 1   | 9   | 2  | 0  | 0  | 0   | 5   |
| STL  | 26 | 3 | 3 | 6   | 38  | 5  | 1  | 2  | 3   | 10  |
| S.J. | 26 | 4 | 0 | 4   | 23  | 3  | 1  | 0  | 1   | 0   |
| T.B. | 8  | 1 | 0 | 1   | 5   | 2  | 0  | 0  | 0   | 0   |
| TOR  | 7  | 3 | 1 | 4   | 2   | 1  | 0  | 0  | 0   | 0   |
| VAN  | 31 | 2 | 5 | 7   | 16  | 3  | 0  | 0  | 0   | 2   |
| WSH  | 5  | 2 | 0 | 2   | 0   | 2  | 1  | 0  | 1   | 0   |
| WPG  | 10 | 1 | 0 | 1   | 5   | 5  | 1  | 0  | 1   | 0   |



## CAREER HIGHLIGHTS

|   |  |
|---|--|
| <b>MOST GOALS, GAME:</b><br>4 - Jan. 24, 2014 at Calgary                    | <b>CAREER HAT TRICKS:</b><br>1 - Jan. 24, 2014 at Calgary<br>(4g, Karri Ramo and Reto Berra) |
| <b>MOST ASSISTS, GAME:</b><br>2 - four times, last Jan. 20, 2014 vs. Dallas | <b>CAREER PENALTY SHOTS:</b><br>1 - Oct. 8, 2013 vs. Minnesota (Harding): Goal               |
| <b>MOST POINTS, GAME:</b><br>4 - twice, last (4g) Jan. 24, 2014 at Calgary  | <b>CAREER OVERTIME POINTS:</b><br>None   |
| <b>MOST PIM, GAME:</b><br>17 - March 6, 2009 at Carolina                    | <b>FIRST NHL GAME:</b><br>Oct. 10, 2005 at Colorado  |
| <b>MOST SHOTS, GAME:</b><br>7 - Jan. 24, 2014 at Calgary                    | <b>FIRST NHL GOAL:</b><br>Oct. 30, 2007 vs. Nashville (Chris Mason)                          |
| <b>LONGEST GOAL-SCORING STREAK:</b><br>4 - (4g) Nov. 4-11, 2011             | <b>FIRST GAME AS A PREDATOR:</b><br>Oct. 3, 2013 at St. Louis                                |
| <b>LONGEST ASSIST STREAK:</b><br>2 - (2a) Nov. 21-23, 2011                  | <b>FIRST GOAL AS A PREDATOR:</b><br>Oct. 8, 2013 vs. Minnesota (penalty shot, Josh Harding)  |
| <b>LONGEST POINT-SCORING STREAK:</b><br>4 - (4g) Nov. 4-11, 2011            |  |

## INTERNATIONAL RECORD

United States

| Year | Event   | GP | G | A | PTS | PIM |
|------|---------|----|---|---|-----|-----|
| 2001 | U-18 WC | 6  | 3 | 3 | 0   | 6   |
| 2002 | WJC     | 7  | 0 | 0 | 0   | 0   |
| 2003 | WJC     | 7  | 1 | 2 | 3   | 2   |
| 2010 | WC      | 6  | 0 | 0 | 0   | 4   |

## CAREER RECORD

| SEASON                  | CLUB           | LEAGUE | Regular Season |           |           |            |            | Playoffs  |          |          |          |          |
|-------------------------|----------------|--------|----------------|-----------|-----------|------------|------------|-----------|----------|----------|----------|----------|
|                         |                |        | GP             | G         | A         | PTS        | PIM        | GP        | G        | A        | PTS      | PIM      |
| 1999-00                 | USNTDP         | NAHL   | 55             | 7         | 16        | 23         | 57         | 3         | 0        | 0        | 0        | 0        |
| 2000-01                 | USNTDP         | U-18   | 43             | 10        | 12        | 22         | 52         | --        | --       | --       | --       | --       |
|                         | USNTDP         | USHL   | 23             | 5         | 5         | 10         | 50         | --        | --       | --       | --       | --       |
| 2001-02                 | U. of Michigan | CCHA   | 40             | 18        | 13        | 31         | 42         | --        | --       | --       | --       | --       |
| 2002-03                 | U. of Michigan | CCHA   | 39             | 15        | 11        | 26         | 24         | --        | --       | --       | --       | --       |
| 2003-04                 | U. of Michigan | CCHA   | 43             | 10        | 12        | 22         | 50         | --        | --       | --       | --       | --       |
| 2004-05                 | U. of Michigan | CCHA   | 38             | 13        | 19        | 32         | 33         | --        | --       | --       | --       | --       |
| 2005-06                 | Calgary        | NHL    | 2              | 0         | 0         | 0          | 0          | --        | --       | --       | --       | --       |
|                         | Omaha          | AHL    | 78             | 15        | 18        | 33         | 37         | --        | --       | --       | --       | --       |
| 2006-07                 | Omaha          | AHL    | 12             | 2         | 0         | 2          | 0          | 5         | 0        | 0        | 0        | 2        |
| 2007-08                 | Calgary        | NHL    | 44             | 3         | 7         | 10         | 48         | 7         | 0        | 0        | 0        | 2        |
|                         | Quad City      | AHL    | 18             | 4         | 3         | 7          | 15         | --        | --       | --       | --       | --       |
| 2008-09                 | Calgary        | NHL    | 76             | 5         | 5         | 10         | 89         | 6         | 2        | 2        | 4        | 0        |
| 2009-10                 | Calgary        | NHL    | 82             | 11        | 8         | 19         | 54         | --        | --       | --       | --       | --       |
| 2010-11                 | Minnesota      | NHL    | 82             | 4         | 8         | 12         | 30         | --        | --       | --       | --       | --       |
| 2011-12                 | Dallas         | NHL    | 74             | 16        | 5         | 21         | 24         | --        | --       | --       | --       | --       |
|                         | Houston        | AHL    | 1              | 0         | 0         | 0          | 0          | --        | --       | --       | --       | --       |
| 2012-13                 | Dallas         | NHL    | 48             | 7         | 4         | 11         | 61         | --        | --       | --       | --       | --       |
| 2013-14                 | Nashville      | NHL    | 79             | 15        | 6         | 21         | 60         | --        | --       | --       | --       | --       |
| <b>NHL TOTALS</b>       |                |        | <b>488</b>     | <b>61</b> | <b>43</b> | <b>104</b> | <b>366</b> | <b>13</b> | <b>2</b> | <b>2</b> | <b>4</b> | <b>2</b> |
| <b>PREDATORS TOTALS</b> |                |        | <b>79</b>      | <b>15</b> | <b>6</b>  | <b>21</b>  | <b>60</b>  | <b>0</b>  | <b>0</b> | <b>0</b> | <b>0</b> | <b>0</b> |

## STATISTICAL BREAKDOWN

| YEAR          | TEAM | PP       | SH       | GW        | S          | %            | +/-        | TF         | FW         | F%           | MIN          | H          | BS         | Shootouts |          |             |          |
|---------------|------|----------|----------|-----------|------------|--------------|------------|------------|------------|--------------|--------------|------------|------------|-----------|----------|-------------|----------|
|               |      |          |          |           |            |              |            |            |            |              |              |            |            | S         | G        | %           | G/DG     |
| 2005-06       | CGY  | 0        | 0        | 0         | 0          | 0.0%         | -1         | 5          | 3          | 60.0%        | 13:00        | 1          | 1          | 0         | 0        | .000        | 0        |
| 2007-08       | CGY  | 0        | 0        | 0         | 42         | 7.1%         | -5         | 14         | 7          | 50.0%        | 11:29        | 68         | 17         | 0         | 0        | .000        | 0        |
| 2008-09       | CGY  | 0        | 1        | 3         | 83         | 6.0%         | -7         | 29         | 11         | 37.9%        | 9:15         | 76         | 36         | 0         | 0        | .000        | 0        |
| 2009-10       | CGY  | 0        | 0        | 2         | 91         | 12.1%        | 0          | 279        | 127        | 45.5%        | 13:10        | 117        | 51         | 0         | 0        | .000        | 0        |
| 2010-11       | MIN  | 1        | 0        | 0         | 83         | 4.8%         | -16        | 131        | 45         | 34.4%        | 13:18        | 169        | 31         | 0         | 0        | .000        | 0        |
| 2011-12       | DAL  | 0        | 0        | 1         | 102        | 15.7%        | -10        | 29         | 14         | 48.3%        | 13:44        | 176        | 38         | 0         | 0        | .000        | 0        |
| 2012-13       | DAL  | 0        | 1        | 3         | 49         | 14.3%        | -3         | 26         | 15         | 57.7%        | 14:21        | 122        | 26         | 0         | 0        | .000        | 0        |
| 2013-14       | NSH  | 0        | 1        | 1         | 120        | 12.5%        | -25        | 10         | 2          | 20.0%        | 14:51        | 154        | 35         | 0         | 0        | .000        | 0        |
| <b>TOTALS</b> |      | <b>1</b> | <b>3</b> | <b>10</b> | <b>570</b> | <b>10.7%</b> | <b>-67</b> | <b>523</b> | <b>224</b> | <b>42.8%</b> | <b>12:54</b> | <b>883</b> | <b>235</b> | <b>0</b>  | <b>0</b> | <b>.000</b> | <b>0</b> |





# MIKE RIBEIRO

**MIKE RIBEIRO**  
(MIGHK rih-BAIR-roh)  
Center

**SHOOTS:** Left  
**HEIGHT:** 6-0  
**WEIGHT:** 180  
**DOB:** February 10, 1980  
**BIRTHPLACE:** Montreal, Quebec  
**HOMETOWN:** Montreal, Quebec

**ACQUIRED**  
**July 15, 2014** - Signed as a free agent by Nashville.

## VERSUS THE NHL

|      | GP | G  | A  | PTS | PIM |
|------|----|----|----|-----|-----|
| ANA  | 47 | 14 | 35 | 49  | 28  |
| ARI  | 40 | 8  | 30 | 38  | 18  |
| BOS  | 28 | 3  | 8  | 11  | 19  |
| BUF  | 30 | 1  | 14 | 15  | 6   |
| CGY  | 35 | 12 | 18 | 30  | 16  |
| CAR  | 27 | 4  | 13 | 17  | 20  |
| CHI  | 32 | 8  | 16 | 24  | 6   |
| COL  | 26 | 4  | 13 | 17  | 28  |
| CBJ  | 26 | 1  | 20 | 21  | 6   |
| DAL  | 6  | 2  | 0  | 2   | 2   |
| DET  | 25 | 7  | 13 | 20  | 32  |
| EDM  | 36 | 9  | 23 | 32  | 12  |
| FLA  | 24 | 10 | 13 | 23  | 6   |
| L.A. | 49 | 12 | 30 | 42  | 20  |
| MIN  | 28 | 4  | 18 | 22  | 12  |
| MTL  | 9  | 2  | 9  | 11  | 4   |
| NSH  | 29 | 6  | 19 | 25  | 12  |
| N.J. | 28 | 5  | 8  | 13  | 8   |
| NYI  | 26 | 7  | 14 | 21  | 14  |
| NYR  | 23 | 5  | 9  | 14  | 8   |
| OTT  | 31 | 8  | 7  | 15  | 24  |
| PHI  | 26 | 5  | 5  | 10  | 24  |
| PIT  | 22 | 9  | 18 | 27  | 2   |
| STL  | 27 | 9  | 15 | 24  | 18  |
| S.J. | 49 | 17 | 20 | 37  | 32  |
| T.B. | 23 | 4  | 12 | 16  | 10  |
| TOR  | 32 | 13 | 15 | 28  | 8   |
| VAN  | 35 | 6  | 17 | 23  | 26  |
| WSH  | 20 | 1  | 8  | 9   | 4   |
| WPG  | 26 | 6  | 14 | 20  | 24  |

**2013-14:** Enters the 2014-15 season ranked eighth among all skaters in assists (431), tied for 14th in power-play assists (171) and 20th in points (619) since the start of the 2003-04 season... Has played the eighth-most games of any forward since the start of the 2003-04 campaign (759)... Tied for third on the Phoenix Coyotes in assists (31), tied for fourth on the team in points (47) and ranked fifth in goals (16) during his lone season with the club... Ranked second on the Coyotes in even-strength points (32) and assists (20)... Led Phoenix forwards in average power-play ice time (3:17)... Scored his 200th career goal in a victory over Pittsburgh on Feb. 1... Suited up for his 800th career NHL game on Nov. 2 at San Jose.

**CAREER NOTES:** Ranked fifth in the NHL in assists (36) and 10th in points (49) during the **2012-13** season... Led all NHLers in power-play assists (21) and tied with teammate Alex Ovechkin for the 2012-13 League lead in power-play points (27)... Ranked fifth in the NHL in shooting percentage (20.6) in 2012-13... Notched his 600th NHL point with his first of two assists vs. Tampa Bay on April 13, 2013... Posted his 400th career assist on Feb. 17, 2013 at the New York Rangers... His lone goal of the 2013 Stanley Cup Playoffs was the game winner in Game Five of the Eastern Conference Quarterfinals vs. the New York Rangers... Posted his eighth consecutive 50-point season and fifth career 60-point season in his sixth and final season with the Dallas Stars in **2011-12**... Tied for the 2011-12 Stars team lead in assists (45), and tied for second in points (63)... Led all Dallas forwards in average ice time in 2011-12 (20:02) - the second time in his career he averaged more than 20 minutes a game... Led the Stars in power-play points (15), and assists (13), and ranked third on the team in game-winning goals (5) in 2011-12... Set a career high in penalty minutes (66) in 2011-12... Posted his third career 50-assist, 70-point season in **2010-11**, ranking seventh in the NHL in helpers (52), and tying for 21st in points (71)... Tied a career high by playing all 82 games for the second time in his career in 2010-11... Ranked fourth in the NHL in shootout goals in 2010-11 (6)... Tied for third in the 2010-11 Stars in both power-play goals (7) and game-winning goals (4), in addition to ranking third in power-play points (23)... Ranked third on the **2009-10** Stars in assists (34) and fourth in points (53) despite missing 16 games... Scored his only two career shorthanded goals, and tied a career high in power-play goals (8) in 2009-10, making him one of 24 NHLers with multiple power-play and shorthanded goals... Ranked ninth in the NHL in assists (56), tying a career high, and tied for 20th in League points (78) in 2008-09, leading Dallas in both categories. It was the third con-

secutive season he led the team in points... Led the Stars in power-play points (23) and assists (16) in **2008-09**, in addition to tying for second in man-advantage goals (7)... Ranked third on the 2008-09 Stars in goals (22) with his third career and most recent 20-goal season... Posted career highs in games played (82), shots (163), average ice time (20:57) and hits (117) in 2008-09... Played the ninth-most minutes of any NHL forward during the 2008-09 season (1,718:01)... Tied for second in the NHL in shootout goals in 2008-09 (6)... Set career highs in goals (27), assists (56) and points (83) in **2007-08**, ranking 10th in the NHL in helpers and tying for 12th in points... Led the NHL in shooting percentage with a career high (25.2)... Tied for second on the 2007-08 Stars in goals (27), and ranked third in both power-play (7) and game-winning goals (5)... Tied for 12th among NHL forwards in plus/minus rating in 2007-08 with a career high (+21)... Participated in his first career NHL All-Star Game in 2008 at Philips Arena in Atlanta... Made the deepest playoff run of his career in 2008, reaching Game Six of the Western Conference Final... Ranked seventh among all skaters in points (17), and tied for third in assists (14) during the 2008 postseason, leading the Stars in both categories... Ranked second in the 2008 Stanley Cup Playoffs in power-play assists (11), and tied for third in power-play points (11)... Led the Dallas Stars in points (59) and ranked second in assists (41) in his first season with the club in **2006-07**... Tied for second on the Stars in assists (3) and for third in points (3) during the 2007 postseason... Ranked fourth on the **2005-06** Montreal Canadiens in points (51) and assists (35)... Set a career high and ranked third on the 2005-06 Habs in power-play goals (8)... One of nine players in the Finnish Elite League to produce at a point-per-game clip or greater with Espoo during the **2004-05** campaign (8g-9a-17pts, 17gp)... Spent his first full season at the NHL level in **2003-04**, leading the team in points (65) and assists (45), while ranking third in goals (20)... Ranked second on the 2003-04 Canadiens in game-winning goals (5), setting a career high, and tied for second in power-play goals (7)... Ranked sixth in the NHL in shooting percentage (19.4) during the 2003-04 season... Started the **2002-03** season with Hamilton (AHL), before being recalled to Montreal for the duration of the campaign in November. Missed 13 NHL games due to injury... Split the **2001-02** season between Montreal and Quebec (AHL)... Recorded four points (1g-3a) in the YoungStars Game as part of 2002 NHL All-Star Weekend... Tied for the Quebec Citadelles (AHL) team lead in points (66), ranked second in goals (26) and tied for second in assists (40) in **2000-01**... Played his first 19 NHL games between Oct. 2-Dec. 4, 1999.



**AMATEUR:** Ranked fourth in the QMJHL in points per game (2.19) during the 1999-2000 regular season, being named to the QMJHL All-Star Game... Ranked second in assists (20), and tied for second in points (23) during the 2000 QMJHL Playoffs... Pitched in a pair of assist in helping Canada to a bronze medal at the 2000 World Junior Championship... A 1999 CHL First-Team All-Star and QMJHL First-Team All-Star after claiming the CHL Top Scorer Award and Jean Beliveau Trophy for most points in the QMJHL during the 1998-99 season (67g-100a-167pts)... Led the 1998-99 QMJHL in assists (100), ranked second in goals (67) and fifth in plus/minus rating (+50)... Winner of 1998 Michel Bergeron Trophy as QMJHL rookie of the year and Paul Dumont Trophy as QMJHL personality of the year after leading the league in assists (85), ranking third in points (125) and seventh in plus/minus (+35) in 1997-98... Named to the 1998 CHL All-Rookie Team, QMJHL Second All-Star Team and played in the 1998 CHL Top Prospects Game.

**BACKGROUND:** Nickname: "Ribz"... Wife: Tamara, Children: Mikael, Noah and Viktoria... Favorites include: "Inception" (movie), Jay-Z (music) and Turks and Caicos (vacation spot).

**TRANSACTIONS:** **July 15, 2014** - Signed as a free agent by Nashville... **July 5, 2013** - Signed as a free agent by Phoenix... **June 22, 2012** - Acquired by Washington from Dallas for Cody Eakin and Washington's second-round selection in the 2012 Entry Draft (Mike Winther)... **Sept. 30, 2006** - Acquired by Dallas along with Montreal's sixth-round selection in the 2008 Entry Draft (Matt Tassone) from Montreal for Janne Niinimaa and Dallas' fifth-round selection in the 2007 Entry Draft (Andrew Conboy)... **June 27, 1998** - Montreal's second choice, 45th overall (second round), in the 1998 Entry Draft.





# MIKE RIBEIRO



## CAREER RECORD

| SEASON            | CLUB          | LEAGUE  | Regular Season |            |            |            |            | Playoffs  |          |           |           |           |
|-------------------|---------------|---------|----------------|------------|------------|------------|------------|-----------|----------|-----------|-----------|-----------|
|                   |               |         | GP             | G          | A          | PTS        | PIM        | GP        | G        | A         | PTS       | PIM       |
| 1997-98           | Rouyn-Noranda | QMJHL   | 67             | 40         | 85         | 125        | 55         | 6         | 3        | 1         | 4         | 0         |
| 1998-99           | Rouyn-Noranda | QMJHL   | 69             | 67         | 100        | 167        | 137        | 11        | 5        | 11        | 16        | 12        |
|                   | Fredericton   | AHL     | --             | --         | --         | --         | --         | 5         | 0        | 1         | 1         | 2         |
| 1999-00           | Rouyn-Noranda | QMJHL   | 2              | 1          | 3          | 4          | 0          | --        | --       | --        | --        | --        |
|                   | Quebec        | QMJHL   | 21             | 17         | 28         | 45         | 30         | 11        | 3        | 20        | 23        | 38        |
|                   | Quebec        | AHL     | 3              | 0          | 0          | 0          | 2          | --        | --       | --        | --        | --        |
|                   | Montreal      | NHL     | 19             | 1          | 1          | 2          | 2          | --        | --       | --        | --        | --        |
| 2000-01           | Montreal      | NHL     | 2              | 0          | 0          | 0          | 2          | --        | --       | --        | --        | --        |
|                   | Quebec        | AHL     | 74             | 26         | 40         | 66         | 44         | 9         | 1        | 5         | 6         | 23        |
| 2001-02           | Montreal      | NHL     | 43             | 8          | 10         | 18         | 12         | --        | --       | --        | --        | --        |
|                   | Quebec        | AHL     | 23             | 9          | 14         | 23         | 36         | 3         | 0        | 3         | 3         | 0         |
| 2002-03           | Montreal      | NHL     | 52             | 5          | 12         | 17         | 6          | --        | --       | --        | --        | --        |
|                   | Hamilton      | AHL     | 3              | 0          | 1          | 1          | 0          | --        | --       | --        | --        | --        |
| 2003-04           | Montreal      | NHL     | 81             | 20         | 45         | 65         | 34         | 11        | 2        | 1         | 3         | 18        |
| 2004-05           | Espoo         | Finland | 17             | 8          | 9          | 17         | 4          | --        | --       | --        | --        | --        |
| 2005-06           | Montreal      | NHL     | 79             | 16         | 35         | 51         | 36         | 6         | 0        | 2         | 2         | 0         |
| 2006-07           | Dallas        | NHL     | 81             | 18         | 41         | 59         | 22         | 7         | 0        | 3         | 3         | 4         |
| 2007-08           | Dallas        | NHL     | 76             | 27         | 56         | 83         | 46         | 18        | 3        | 14        | 17        | 16        |
| 2008-09           | Dallas        | NHL     | 82             | 22         | 56         | 78         | 52         | --        | --       | --        | --        | --        |
| 2009-10           | Dallas        | NHL     | 66             | 19         | 34         | 53         | 38         | --        | --       | --        | --        | --        |
| 2010-11           | Dallas        | NHL     | 82             | 19         | 52         | 71         | 28         | --        | --       | --        | --        | --        |
| 2011-12           | Dallas        | NHL     | 74             | 18         | 45         | 63         | 66         | --        | --       | --        | --        | --        |
| 2012-13           | Washington    | NHL     | 48             | 13         | 36         | 49         | 53         | 7         | 1        | 1         | 2         | 10        |
| 2013-14           | Phoenix       | NHL     | 80             | 16         | 31         | 47         | 52         | --        | --       | --        | --        | --        |
| <b>NHL TOTALS</b> |               |         | <b>865</b>     | <b>202</b> | <b>454</b> | <b>656</b> | <b>449</b> | <b>49</b> | <b>6</b> | <b>21</b> | <b>27</b> | <b>48</b> |



## INTERNATIONAL RECORD

Canada

| Year | Event | GP | G | A | PTS | PIM |
|------|-------|----|---|---|-----|-----|
| 2000 | WJC   | 7  | 0 | 2 | 2   | 0   |

## STATISTICAL BREAKDOWN

| YEAR          | TEAM | PP        | SH       | GW        | S           | %            | +/-        | TF          | FW          | F%           | MIN          | Shootouts  |            |           |           |             |          |
|---------------|------|-----------|----------|-----------|-------------|--------------|------------|-------------|-------------|--------------|--------------|------------|------------|-----------|-----------|-------------|----------|
|               |      |           |          |           |             |              |            |             |             |              |              | H          | BS         | S         | G         | S%          | GDG      |
| 1999-00       | MTL  | 1         | 0        | 0         | 18          | 5.6%         | -6         | 95          | 33          | 34.7%        | 10:40        | --         | --         | --        | --        | --          |          |
| 2000-01       | MTL  | 0         | 0        | 0         | 3           | 0.0%         | 0          | 11          | 2           | 18.2%        | 10:38        | --         | --         | --        | --        | --          |          |
| 2001-02       | MTL  | 3         | 0        | 0         | 48          | 16.7%        | -11        | 141         | 62          | 44.0%        | 13:55        | --         | --         | --        | --        | --          |          |
| 2002-03       | MTL  | 2         | 0        | 0         | 57          | 8.8%         | -3         | 358         | 180         | 50.3%        | 11:07        | --         | --         | --        | --        | --          |          |
| 2003-04       | MTL  | 7         | 0        | 5         | 103         | 19.4%        | 15         | 913         | 409         | 44.8%        | 17:04        | --         | --         | --        | --        | --          |          |
| 2005-06       | MTL  | 8         | 0        | 2         | 130         | 12.3%        | -6         | 843         | 377         | 44.7%        | 16:34        | 51         | 25         | 1         | 1         | .000        | 0        |
| 2006-07       | DAL  | 6         | 0        | 3         | 111         | 16.2%        | 3          | 678         | 316         | 46.6%        | 14:56        | 88         | 25         | 9         | 4         | .444        | 2        |
| 2007-08       | DAL  | 7         | 0        | 5         | 107         | 25.2%        | 21         | 883         | 397         | 45.0%        | 18:25        | 53         | 23         | 5         | 1         | .200        | 0        |
| 2008-09       | DAL  | 7         | 0        | 1         | 163         | 13.5%        | -4         | 1240        | 564         | 45.5%        | 20:57        | 117        | 28         | 11        | 6         | .545        | 2        |
| 2009-10       | DAL  | 8         | 2        | 0         | 155         | 12.3%        | -5         | 1102        | 494         | 44.8%        | 19:32        | 93         | 27         | 12        | 1         | .083        | 0        |
| 2010-11       | DAL  | 7         | 0        | 4         | 161         | 11.8%        | -4         | 1213        | 565         | 46.6%        | 19:57        | 95         | 33         | 10        | 6         | .600        | 1        |
| 2011-12       | DAL  | 2         | 0        | 5         | 142         | 12.7%        | 5          | 808         | 341         | 42.2%        | 20:02        | 113        | 46         | 7         | 2         | .286        | 2        |
| 2012-13       | WSH  | 6         | 0        | 1         | 63          | 20.6%        | -4         | 505         | 226         | 44.8%        | 17:50        | 55         | 29         | 2         | 0         | .000        | 0        |
| 2013-14       | PHX  | 4         | 0        | 3         | 110         | 14.5%        | -13        | 903         | 391         | 43.3%        | 17:59        | 72         | 18         | 6         | 1         | .167        | 0        |
| <b>TOTALS</b> |      | <b>68</b> | <b>2</b> | <b>29</b> | <b>1371</b> | <b>14.7%</b> | <b>-12</b> | <b>9693</b> | <b>4357</b> | <b>44.9%</b> | <b>17:29</b> | <b>737</b> | <b>254</b> | <b>63</b> | <b>22</b> | <b>.349</b> | <b>7</b> |

## CAREER HIGHLIGHTS

### MOST GOALS, GAME:

3 - Jan. 21, 2009 at Florida

### MOST ASSISTS, GAME:

4 - twice, last Oct. 23, 2008 at NY Islanders

### MOST POINTS, GAME:

5 - (1g-4a) Oct. 23, 2008 at NY Islanders

### MOST PIM, GAME:

14 - twice, last Feb. 28, 2014 at Colorado

### MOST SHOTS, GAME:

7 - four times, last Oct. 15, 2013 vs. Ottawa

### LONGEST GOAL-SCORING STREAK:

4 - twice, last (5g) Dec. 21-29, 2007

### LONGEST ASSIST STREAK:

7 - (7a) Nov. 8-22, 2003

### LONGEST POINT-SCORING STREAK:

11 - (4g-11a) Dec. 29, 2010-Jan. 21, 2011

### CAREER HAT TRICKS:

1 - Jan. 21, 2009 at Florida (Tomas Vokoun)

### CAREER PENALTY SHOTS:

3 - March 4, 2002 at Atlanta (Milan Hnilicka): No Goal,  
Jan. 7, 2008 at Minnesota (Niklas Backstrom):  
No Goal, March 22, 2012 at Vancouver (Cory  
Schneider): No Goal

### CAREER OVERTIME POINTS:

17 (6g-11a)

### FIRST NHL GAME:

October 2, 1999 vs. Toronto

### FIRST NHL GOAL:

October 23, 1999 at Toronto (Curtis Joseph)





# PEKKA RINNE

**PEKKA RINNE**  
(PECK-ah REEN-ay)  
Goaltender

**CATCHES:** Left  
**HEIGHT:** 6-5  
**WEIGHT:** 205

**DOB:** November 3, 1982  
**BIRTHPLACE:** Kemepe, Finland  
**HOMETOWN:** Oulu, Finland

## ACQUIRED

**June 27, 2004** - Nashville's tenth choice, 258th overall (eighth round), in the 2004 NHL Entry Draft.

**CAREER NOTES:** Is the franchise's all-time record holder in career wins (163), shutouts (32), goals-against average (2.39) and save percentage (.918), and second in games played (317)... Also the franchise's all-time playoff leader in games played (28), wins (13) and goals-against average (2.41).

**2013-14:** Missed 51 games between Oct. 24 and March 1 due to a bacterial infection in his surgically repaired hip... Became the franchise's all-time leader in career wins with his 162nd on April 10 vs. Phoenix... Recorded his first shutout of the season on March 23 at Chicago (29 saves), and his second whitewash five starts later on April 10 vs. Phoenix (29 saves), putting him putting him in sole possession of second in the League in shutouts since the start of the 2008-09 season (32)... Made his 300th career appearance on Oct. 17 vs. Los Angeles, becoming the second goalie in franchise history to hit the milestone... Turned aside 33 of 35 shots, posting a .99 goals-against average and a .943 save percentage during a two-game conditioning stint with Milwaukee (AHL) on Feb. 28 and March 2, going 2-0-0... Named Most Valuable Player of the 2014 World Championship after posting a 6-3 record, 1.88 goals-against average, .928 save percentage and three shutouts to lead Finland to a silver medal despite having only two other NHLers on the roster... Named to the Media All-Star Team and one of Finland's three best players at the 2014 Worlds.

**2012-13:** Tied for the League lead in shutouts (5), tied for second among all goalies in appearances (43), tied for fourth in starts (42), and ranked sixth in minutes played (2,443:46)... Posted a shutout streak of 155:06 from Feb. 10-16, a personal best and the second longest in franchise history... Started 25 consecutive games from Feb. 19-April 9, the second longest streak of its kind in franchise history. Also made 30 straight appearances from Feb. 10-April 9, also second longest in franchise history.

**2011-12:** Finished third in voting for the 2012 Vezina Trophy and received the seventh-most votes for the Hart Trophy... Led the NHL and set a franchise records in wins (43), shots faced (2,153) and saves (1,987)... Tied for the League lead and the franchise record, in addi-

tion to setting a career high, in games played (73)... Ranked second among NHL goalies in minutes played (4,168:52)... Paced all netminders in points/assists (5), joining Martin Brodeur as the only goaltenders since 1993-94 to lead the league in wins and points in the same season... Ranked among the Top 10 goalies in save percentage (seventh, .922) and shutouts (7-10th, 5)... Named NHL Third Star of the Month for January (11-1-0, 1.92 GAA, .935 SV%, 1 SO)... Named NHL Second Star of the Week on Jan. 30 and Dec. 19, the fifth and sixth times he has received "Star of the Week" honors during his career... Recorded a franchise-record 11 consecutive wins from Jan. 7-Feb. 4, equaling the longest single-season winning streaks by an NHL goaltender since 1998-99... On his 29th birthday (Nov. 3, 2011), signed a seven-year, \$49 million contract, then shut out Phoenix, 3-0, that night. **PLAYOFFS:** Established postseason franchise records for goals-against average (1.81) and save percentage (.944) in a series during the team's five-game victory in the WCQ vs. Detroit... Posted the franchise's second playoff shutout, and the first of his career, with 32 saves in Game Three of the WCS vs. Phoenix.

**2010-11:** Finished second in voting for the 2011 Vezina Trophy and fourth in voting for the 2011 Hart Trophy (highest finish ever by a Predator in each category)... Named to the 2010-11 NHL Second All-Star Team, joining Shea Weber (First-Team) as the first NHL All-Star Team selections in franchise history... Ranked second among NHL netminders in save percentage (.930), third in goals-against average (2.12) and tied for sixth in shutouts (6). The save percentage and goals-against average numbers were franchise records... Named the NHL's Third Star of the Month in both January (8-3-0, 1.71 GAA, .947 SV%) and March (9-3-2 record, 1.91 GAA, .936 SV%, 2 SOs)... Surpassed 10,000 minutes played in his career on April 5 vs. Atlanta... Missed 12 games due to injury. **PLAYOFFS:** Ranked fifth among goaltenders in games played (12) and minutes (748) as well as sixth in wins (6)... Backstopped Nashville to its first playoff series victory in the WCQ vs. Anaheim.

**2009-10:** Tied a career high and franchise record in shutouts (7), ranking third in the League... Posted a 12-4-1 record (second-most wins), a 1.96 goals-against average (third in NHL), .932 save percentage (tied for third) and four shutouts (first) after the Olympic Break... Posted four shutouts in a nine-game span from March 12-27... Named an NHL Star of the Week on three occasions (First Star on March 22, Third Star on March 15, Second Star on Nov. 1)... In his

## VERSUS THE NHL

|      | GP | W  | L  | O/T | SO | GAA | SV%  |
|------|----|----|----|-----|----|-----|------|
| ANA  | 17 | 10 | 3  | 4   | 2  | 36  | 2.16 |
| ARI  | 18 | 10 | 6  | 1   | 6  | 37  | 2.07 |
| BOS  | 3  | 2  | 0  | 1   | 0  | 8   | 2.47 |
| BUF  | 2  | 1  | 1  | 0   | 1  | 1   | 0.50 |
| CGY  | 15 | 5  | 5  | 2   | 1  | 37  | 2.84 |
| CAR  | 3  | 3  | 0  | 0   | 0  | 5   | 1.63 |
| CHI  | 27 | 13 | 10 | 3   | 2  | 65  | 2.53 |
| COL  | 19 | 11 | 4  | 2   | 0  | 38  | 2.13 |
| CBJ  | 25 | 15 | 7  | 2   | 2  | 60  | 2.44 |
| DAL  | 15 | 7  | 5  | 0   | 1  | 39  | 2.76 |
| DET  | 22 | 12 | 7  | 3   | 3  | 53  | 2.39 |
| EDM  | 19 | 9  | 6  | 1   | 1  | 46  | 3.01 |
| FLA  | 5  | 3  | 2  | 0   | 0  | 11  | 2.19 |
| L.A. | 14 | 7  | 6  | 1   | 1  | 36  | 2.71 |
| MIN  | 16 | 9  | 4  | 2   | 3  | 29  | 2.01 |
| MTL  | 5  | 3  | 1  | 1   | 2  | 6   | 1.19 |
| NSH  | -- | -- | -- | --  | -- | --  | --   |
| N.J. | 4  | 1  | 2  | 1   | 0  | 10  | 2.42 |
| NYI  | 4  | 3  | 0  | 1   | 1  | 6   | 1.47 |
| NYR  | 1  | 0  | 0  | 1   | 0  | 1   | 0.92 |
| OTT  | 5  | 2  | 3  | 0   | 0  | 16  | 3.18 |
| PHI  | 3  | 2  | 1  | 0   | 0  | 9   | 2.92 |
| PIT  | 4  | 1  | 2  | 1   | 0  | 13  | 3.55 |
| STL  | 28 | 13 | 11 | 4   | 1  | 58  | 2.09 |
| S.J. | 15 | 7  | 3  | 4   | 1  | 29  | 2.00 |
| T.B. | 2  | 2  | 0  | 0   | 0  | 7   | 3.50 |
| TOR  | 5  | 2  | 2  | 0   | 1  | 13  | 3.15 |
| VAN  | 15 | 5  | 7  | 1   | 1  | 38  | 2.87 |
| WSH  | 1  | 1  | 0  | 0   | 0  | 1   | 1.00 |
| WPG  | 5  | 4  | 0  | 0   | 0  | 14  | 2.89 |



100th NHL appearance on March 12 at Anaheim, he stopped all 31 shots he faced in a 1-0 shutout... Named one of Finland's three best players at the 2010 World Championship after ranking sixth in the tournament in goals-against average (1.68) and 10th in save percentage (.929). **PLAYOFFS:** Won his playoff debut in Game One of the WCO vs. Chicago, stopping 25-of-26 shots to record the first road win in the franchise's playoff history.

**2008-09:** Tied for fourth among NHL goaltenders in shutouts with a franchise record (7)... Ranked sixth among League netminders in goals-against average (2.38) and tied for ninth in save percentage (.917)... Finished fourth in voting for the Calder Trophy... Became the eighth NHL rookie goalie to win 29-or-more games in a season... Finished second in the league in shutout save percentage (.792, 19-of-24 attempts stopped), posting a 5-2 record... Named February Rookie of the Month after tying for first in the NHL in wins during the period (9-2-1 record, 1.72 GAA, .944 SV%)... Played in the YoungStars Game during 2009 All-Star Weekend... Earned NHL First Star of the Week honors on Dec. 7... Started six of Finland's seven games at the 2009 World Championship... Voted one of Finland's three best players of the tournament... Ranked third at the World Championship in goals-against average (1.93) and sixth in save percentage (.926).

**2007-08:** Recalled from Milwaukee (AHL) by Nashville on March 22, and appeared in his third career NHL game in the regular-season finale on April 4 at Chicago... Led the AHL in wins (36), appearances (65) and minutes played (3,840)... The victory total tied an Admirals franchise record... Also ranked second in the league in saves (1,563), shots against (1,721) and tied for fourth in shutouts (5)... Played for the PlanetUSA All-Stars at the 2008 AHL All-Star Classic... Claimed the RBK XPulse Top Goaltender Award at the 2008 CCM All-Star Skills Competition.

**2006-07:** Tied for sixth in the AHL in both goals-against average (2.34) and save percentage (.920)... Returned to action on Jan. 19 after undergoing preseason shoulder surgery.

**2005-06:** Posted a win in his first NHL start on Dec. 15 vs. Chicago... Recalled to Nashville twice in 2005-06 (Dec. 14-18 and April 3-May 1)... Backstopped Milwaukee (AHL) to the 2006 AHL Calder Cup Finals, earning 10 postseason wins while posting three playoff shutouts... Tied for second in the AHL in wins (30)... Tied for fourth in the AHL in appearances (51) and fifth in minutes (2,960).

**CAREER NOTES/AMATEUR:** Helped Karpat Oulu capture Finnish Elite League championships in 2004 and 2005. Formed Karpat's goaltending tandem with current Minnesota Wild goalie Niklas Backstrom for both of those teams... Appeared in eight games with Hokki Kajaani (Finland-2) in 2003-04.

**BACKGROUND:** Nickname: "Peks"... Hobbies include tennis and reading... Favorites include Rambo (movie hero), Neil Young and the Red Hot Chili Peppers (musicians), Samurai Sushi (Nashville Restaurant) and Greece (vacation destination)... Most memorable hockey moments include winning a pair of Finnish League titles (2004-05) and playing in the Calder Cup Final (2006)... His favorite player growing up was Patrick Roy... If he could trade places with one person for a day, it would be the President of Finland... Has two sisters, including his twin... Had his jersey taken aboard the Space Shuttle Discovery on Mission STS-133 on Feb. 24, 2011 as a personal item of Col. Tim Kopra... Works with Best Buddies of Tennessee, who creates opportunities and friendships for people with intellectual and developmental disabilities... Wife: Kirsi.

**TRANSACTIONS:** June 27, 2004 - Nashville's tenth choice, 258th overall (eighth round), in the 2004 NHL Entry Draft.





# PEKKA RINNE



## SHUTOUTS

| No | Date     | Saves | Score                           |
|----|----------|-------|---------------------------------|
| 1  | 12/1/08  | 30    | NASHVILLE 2 at Buffalo 0        |
| 2  | 12/6/08  | 32    | Minnesota 0 at NASHVILLE 1      |
| 3  | 12/20/08 | 23    | N.Y. Islanders 0 at NASHVILLE 1 |
| 4  | 1/13/09  | 17    | NASHVILLE 2 at Toronto 0        |
| 5  | 2/21/09  | 30    | NASHVILLE 1 at St. Louis 0 (OT) |
| 6  | 2/28/09  | 30    | Detroit 0 at NASHVILLE 8        |
| 7  | 3/14/09  | 18    | NASHVILLE 2 at Phoenix 0        |
| 8  | 10/29/09 | 22    | Chicago 0 at NASHVILLE 2        |
| 9  | 11/14/09 | 20    | Montreal 0 at NASHVILLE 2       |
| 10 | 2/2/10   | 26    | PHOENIX 1 at Nashville 0 (SO)   |
| 11 | 3/12/10  | 31    | NASHVILLE 1 at Anaheim 0        |
| 12 | 3/18/10  | 17    | Minnesota 0 at NASHVILLE 5      |
| 13 | 3/20/10  | 33    | Columbus 0 at NASHVILLE 1       |
| 14 | 3/27/10  | 38    | DETROIT 1 at Nashville 0 (SO)   |
| 15 | 10/23/10 | 30    | NASHVILLE 1 at Dallas 0         |
| 16 | 11/18/10 | 30    | NASHVILLE 3 at Montreal 0       |
| 17 | 11/30/10 | 33    | Phoenix 0 at NASHVILLE 3        |
| 18 | 2/5/11   | 35    | Detroit 0 at NASHVILLE 3        |
| 19 | 3/3/11   | 29    | NASHVILLE 3 at Vancouver 0      |
| 20 | 3/10/11  | 19    | Minnesota 0 at NASHVILLE 4      |
| 21 | 10/22/11 | 33    | NASHVILLE 2 at Calgary 0        |
| 22 | 10/29/11 | 20    | Anaheim 0 at NASHVILLE 3        |
| 23 | 11/3/11  | 35    | NASHVILLE 3 at Phoenix          |
| 24 | 1/19/12  | 38    | NASHVILLE 3 at Columbus         |
| 25 | 4/5/12   | 28    | Dallas 0 at NASHVILLE 2         |
| 26 | 2/7/13   | 32    | Los Angeles 0 at NASHVILLE 3    |
| 27 | 2/12/13  | 12    | San Jose 0 at NASHVILLE 1 (OT)  |
| 28 | 2/14/13  | 19    | Phoenix 0 at NASHVILLE 3        |
| 29 | 3/8/13   | 24    | Edmonton 0 at NASHVILLE 6       |
| 30 | 3/12/13  | 32    | NASHVILLE 4 at Dallas 0         |
| 31 | 3/23/14  | 29    | NASHVILLE 2 at Chicago 0        |
| 32 | 4/10/14  | 29    | Phoenix 0 at NASHVILLE 2        |

## SHOOTOUTS

| Year          | G        | A        | PTS      | PIM       | SA          | GA         | SV%         | W         | L         | SA         | GA        | SV%         |
|---------------|----------|----------|----------|-----------|-------------|------------|-------------|-----------|-----------|------------|-----------|-------------|
| 2005-06       | 0        | 0        | 0        | 0         | 40          | 4          | .900        | 0         | 0         | 0          | 0         | .000        |
| 2007-08       | 0        | 0        | 0        | 0         | 8           | 0          | 1.000       | 0         | 0         | 0          | 0         | .000        |
| 2008-09       | 0        | 1        | 1        | 6         | 1435        | 119        | .917        | 5         | 2         | 24         | 5         | .792        |
| 2009-10       | 0        | 0        | 0        | 2         | 1541        | 137        | .911        | 6         | 3         | 45         | 11        | .756        |
| 2010-11       | 0        | 0        | 0        | 12        | 1905        | 134        | .930        | 6         | 4         | 34         | 7         | .794        |
| 2011-12       | 0        | 5        | 5        | 0         | 2153        | 166        | .923        | 4         | 5         | 30         | 9         | .700        |
| 2012-13       | 0        | 1        | 1        | 8         | 1101        | 99         | .910        | 2         | 6         | 32         | 14        | .563        |
| 2013-14       | 0        | 0        | 0        | 0         | 645         | 63         | .902        | 0         | 3         | 10         | 5         | .500        |
| <b>TOTALS</b> | <b>0</b> | <b>7</b> | <b>7</b> | <b>28</b> | <b>8828</b> | <b>722</b> | <b>.918</b> | <b>23</b> | <b>23</b> | <b>175</b> | <b>51</b> | <b>.709</b> |





**CAREER HIGHLIGHTS**

- LONGEST WIN STREAK:**  
11 - Jan. 7-Feb. 4, 2012
- MOST SHOTS FACED, GAME:**  
50 - twice, last (48 saves) Feb. 15, 2011 vs. San Jose
- FIRST NHL GAME:**  
Dec. 15, 2005 vs. Chicago
- FIRST NHL WIN:**  
Dec. 15, 2005 vs. Chicago
- FIRST NHL SHUTOUT:**  
Dec. 1, 2008 at Buffalo
- FIRST GAME AS A PREDATOR:**  
Dec. 15, 2005 vs. Chicago
- FIRST SHUTOUT AS A PREDATOR:**  
Dec. 1, 2008 at Buffalo

**INTERNATIONAL RECORD**

Finland

| Year | Event | GP | W | L | SO | GAA  | SV%  |
|------|-------|----|---|---|----|------|------|
| 2009 | WC    | 6  | 4 | 2 | 1  | 1.93 | .926 |
| 2010 | WC    | 4  | 2 | 2 | 1  | 1.68 | .929 |
| 2014 | WC    | 9  | 6 | 3 | 3  | 1.88 | .928 |

**CAREER RECORD**

**Regular Season**

**Playoffs**

| Season                      | Club         | League      | GP         | W          | L         | O/T       | Mins.        | GA         | SO        | Avg.        | GP        | W         | L         | Mins.       | GA        | SO       | Avg.        |
|-----------------------------|--------------|-------------|------------|------------|-----------|-----------|--------------|------------|-----------|-------------|-----------|-----------|-----------|-------------|-----------|----------|-------------|
| 2000-01                     | Karpat Jr.   | Finland-Jr. | 20         | 9          | 4         | 5         | 1148         | 63         | 0         | 3.29        | --        | --        | --        | --          | --        | --       | --          |
| 2001-02                     | Karpat Jr.   | Finland-Jr. | 30         | 19         | 7         | 3         | 1724         | 61         | 3         | 2.12        | 3         | 1         | 2         | 184         | 10        | 0        | 3.26        |
| 2002-03                     | Karpat Jr.   | Finland-Jr. | 25         | 14         | 8         | 3         | 1479         | 48         | 5         | 1.95        | 4         | 1         | 3         | 238         | 7         | 0        | 1.76        |
|                             | Karpat Oulu  | Finland     | 1          | 0          | 1         | 0         | 60           | 7          | 0         | 7.00        | --        | --        | --        | --          | --        | --       | --          |
| 2003-04                     | Karpat Oulu  | Finland     | 14         | 5          | 4         | 4         | 824          | 41         | 0         | 2.99        | 2         | 1         | 0         | 22          | 0         | 0        | 0.00        |
|                             | Hokki        | Finland-2   | 8          | 5          | 2         | 1         | 463          | 16         | 2         | 2.07        | --        | --        | --        | --          | --        | --       | --          |
| 2004-05                     | Karpat Oulu  | Finland     | 10         | 8          | 0         | 1         | 571          | 16         | 0         | 1.68        | --        | --        | --        | --          | --        | --       | --          |
| 2005-06                     | Milwaukee    | AHL         | 51         | 30         | 18        | 2         | 2960         | 139        | 2         | 2.82        | 14        | 10        | 4         | 734         | 35        | 3        | 2.86        |
|                             | Nashville    | NHL         | 2          | 1          | 1         | 0         | 63           | 4          | 0         | 3.81        | --        | --        | --        | --          | --        | --       | --          |
| 2006-07                     | Milwaukee    | AHL         | 29         | 15         | 7         | 6         | 1670         | 65         | 3         | 2.34        | 4         | 0         | 4         | 247         | 12        | 0        | 2.91        |
| 2007-08                     | Milwaukee    | AHL         | 65         | 36         | 24        | 3         | 3840         | 158        | 5         | 2.47        | 6         | 2         | 4         | 358         | 15        | 1        | 2.51        |
|                             | Nashville    | NHL         | 1          | 0          | 0         | 0         | 29           | 0          | 0         | 0.00        | --        | --        | --        | --          | --        | --       | --          |
| 2008-09                     | Nashville    | NHL         | 52         | 29         | 15        | 4         | 2999         | 119        | 7         | 2.38        | --        | --        | --        | --          | --        | --       | --          |
| 2009-10                     | Nashville    | NHL         | 58         | 32         | 16        | 5         | 3246         | 137        | 7         | 2.53        | 6         | 2         | 4         | 358         | 16        | 0        | 2.68        |
| 2010-11                     | Nashville    | NHL         | 64         | 33         | 22        | 9         | 3789         | 134        | 6         | 2.12        | 12        | 6         | 6         | 748         | 32        | 0        | 2.57        |
| 2011-12                     | Nashville    | NHL         | 73         | 43         | 18        | 8         | 4169         | 166        | 5         | 2.39        | 10        | 5         | 5         | 609         | 21        | 1        | 2.07        |
| 2012-13                     | Nashville    | NHL         | 43         | 15         | 16        | 8         | 2444         | 99         | 5         | 2.43        | --        | --        | --        | --          | --        | --       | --          |
|                             | Dinamo Minsk | KHL         | 22         | 9          | 11        | 2         | 1327         | 68         | 1         | 3.08        | --        | --        | --        | --          | --        | --       | --          |
| 2013-14                     | Nashville    | NHL         | 24         | 10         | 10        | 2         | 1367         | 63         | 2         | 2.77        | --        | --        | --        | --          | --        | --       | --          |
|                             | Milwaukee    | AHL         | 2          | 2          | 0         | 0         | 121          | 2          | 0         | 0.99        | --        | --        | --        | --          | --        | --       | --          |
| <b>NHL/PREDATORS TOTALS</b> |              |             | <b>317</b> | <b>163</b> | <b>98</b> | <b>36</b> | <b>18106</b> | <b>722</b> | <b>32</b> | <b>2.39</b> | <b>28</b> | <b>13</b> | <b>15</b> | <b>1715</b> | <b>69</b> | <b>1</b> | <b>2.41</b> |





# DEREK ROY

## DEREK ROY

(DAIR-ihk ROI)

Center

**SHOOTS:** Left

**HEIGHT:** 5-9

**WEIGHT:** 184

**DOB:** May 4, 1983

**BIRTHPLACE:** Ottawa, Ontario

**HOMETOWN:** Ottawa, Ontario

## ACQUIRED

July 15, 2014 - Signed as a free agent by Nashville.

## VERSUS THE NHL

|      | GP | G  | A  | PTS | PIM |
|------|----|----|----|-----|-----|
| ANA  | 16 | 1  | 4  | 5   | 4   |
| ARI  | 13 | 0  | 7  | 7   | 0   |
| BOS  | 51 | 11 | 28 | 39  | 30  |
| BUF  | 2  | 0  | 1  | 1   | 0   |
| CGY  | 13 | 1  | 6  | 7   | 11  |
| CAR  | 29 | 13 | 17 | 30  | 26  |
| CHI  | 14 | 1  | 5  | 6   | 10  |
| COL  | 12 | 3  | 7  | 10  | 0   |
| CBJ  | 11 | 2  | 6  | 8   | 6   |
| DAL  | 11 | 7  | 3  | 10  | 2   |
| DET  | 12 | 1  | 6  | 7   | 10  |
| EDM  | 13 | 4  | 8  | 12  | 8   |
| FLA  | 29 | 8  | 12 | 20  | 8   |
| L.A. | 13 | 1  | 11 | 12  | 6   |
| MIN  | 14 | 1  | 6  | 7   | 6   |
| MTL  | 49 | 12 | 27 | 39  | 30  |
| NSH  | 12 | 3  | 7  | 10  | 4   |
| N.J. | 28 | 3  | 11 | 14  | 16  |
| NYI  | 27 | 9  | 8  | 17  | 8   |
| NYR  | 26 | 6  | 11 | 17  | 14  |
| OTT  | 47 | 14 | 26 | 40  | 34  |
| PHI  | 29 | 9  | 10 | 19  | 14  |
| PIT  | 27 | 7  | 10 | 17  | 22  |
| STL  | 7  | 2  | 2  | 4   | 2   |
| S.J. | 12 | 2  | 6  | 8   | 6   |
| T.B. | 28 | 13 | 14 | 27  | 10  |
| TOR  | 48 | 20 | 16 | 36  | 26  |
| VAN  | 11 | 0  | 3  | 3   | 10  |
| WSH  | 30 | 10 | 14 | 24  | 24  |
| WPG  | 32 | 13 | 23 | 36  | 20  |

**2013-14:** Played his lone season with St. Louis, ranking third on the Blues in power-play assists (12), and tying for fourth in power-play points (16)... Recorded his 300th career assist on Dec. 10 at Winnipeg... Played in his 600th career NHL game on Oct. 26 at Nashville.

**CAREER NOTES:** Started the **2012-13** season with Dallas before a trade deadline deal sent him to Vancouver... Spent his eighth and final season with the Buffalo Sabres in **2011-12**, serving as an alternate captain for the third consecutive campaign... Recorded his 400th career point with an assist on Dec. 3, 2011 at Nashville... Was tied for 14th in the NHL - and led the **2010-11** Sabres in points (35) - before sustaining a season-ending injury. Was also tied for seventh in League assists (25)... Led Buffalo forwards in average ice time for the fourth consecutive season in 2010-11 (19:32)... Recorded his fourth consecutive 60-point, 20-goal season in **2009-10**, leading Buffalo in points for the third consecutive season, as well as ranking second on the team in goals (26) and assists (43)... Tied for 10th in the NHL, and for the Buffalo team lead, in game-winning goals (6) in 2009-10... Tied for the team lead with a career-high 10 power-play goals in 2009-10... Set career highs in games played (82), game-winning goals (9), shots (221) and average ice time (21:11) in **2008-09**... Led the 2008-09 Sabres in points (70), while ranking second in goals (28) and assists (42)... Led the Sabres and tied for sixth in the NHL in game-winning goals with a career high (9)... Scored his 100th career NHL goal on Feb. 13, 2009 vs. San Jose... Earned a silver medal at for the second straight year at the 2009 World Championship, tying for ninth in the tournament, and for fourth on Team Canada in goals (4)... Set career highs in goals (32), assists (49) and points (81) in **2007-08**, leading the Sabres in points while ranking second in goals and assists... Ranked among the League's Top 25 in goals (T-20th), assists (21st) and points (17th) in 2007-08... Tied for eighth in the NHL in shorthanded goals with a career high (3)... Earned a silver medal in his World Championship debut in 2008, tying for eighth in tournament goals (5) and ninth in points (10)... Ranked fifth in the NHL in plus/minus rating with a career high (+37), as well as tying for 22nd among the League's 20-goal scorers in shooting percentage with a career high (16.2) in **2006-07**... Tied for eighth on the Sabres in points (2q-5a-7pts) during the 2007 Stanley Cup Playoffs, helping them reach the ECF... Started the **2005-06** season with Rochester, posting 20 points (7g-13a) - including

three five-point performances - in the Americans' first eight games before being recalled... Ranked seventh on the 2005-06 Sabres in points (46) and goals (tie, 18), and eighth in assists (28)... Ranked second on the Sabres in assists (10), and third in points (15) during the 2006 playoffs... Ranked second on the **2004-05** Rochester Americans in assists (45), then tied for the team lead in both goals (6) and points (11) during the Calder Cup Playoffs... Four of his nine goals were game winners at the NHL level in **2003-04**, tying him for second among rookies... Participated in the 2004 NHL YoungStars Game... Named to Team Canada for the 2004 AHL All-Star Classic, but did not participate due to his NHL recall... Ranked third on the Americans in goals (6) during the 2004 Calder Cup Playoffs.

**AMATEUR:** Captained the Kitchener Rangers to the 2003 Memorial Cup and OHL title... Recipient of the 2003 Stafford Smythe Trophy as Memorial Cup MVP and named to the Memorial Cup All-Star Team after posting four points (3g-1a) in four games... Recipient of the 2003 Wayne Gretzky 99 Award as OHL Playoffs MVP after leading all skaters in assists (23) and ranking second in points (32) in 21 games... Helped Canada earn a silver medal at the 2003 World Junior Championship... Ranked among the OHL's Top 10 in power-play goals (T-second, 17), game-winning goals (T-fifth, 7), goals (T-sixth, 43) and shorthanded points (eighth, 4g-5a-9pts), as well as ranking 11th in league points (89) in 2001-02... Tied for the OHL lead in shorthanded goals (6) during the 2000-01 season, as well as ranking second in power-play goals (22), tying for fifth in goals (42), and ranking 11th in points (81)... Won the 2000 Emms Family Award as OHL rookie of the year and was named to both the CHL and OHL All-Rookie Teams after leading all OHL rookies in both assists (53) and points (87), tying for eighth in assists and ninth in points among all skaters... Also tied for second in 1999-2000 OHL power-play goals (16), sixth in power-play assists (28).

**TRANSACTIONS:** July 15, 2014 - Signed as a free agent by Nashville... July 6, 2013 - Signed as a free agent by St. Louis... April 2, 2013 - Acquired by Vancouver from Dallas for Kevin Connauton and Vancouver's second-round selection in the 2013 Entry Draft (Philippe Desrosiers)... July 2, 2012 - Acquired by Dallas from Buffalo for Steve Ott and Adam Pardy... June 23, 2001 - Buffalo's second selection, 32nd overall (second round), in the 2001 Entry Draft.

# 21

## CAREER HIGHLIGHTS

|  |  |
|--|--|
| <b>MOST PIM, GAME:</b><br>12 - Jan. 30, 2007 vs. Boston                                | <b>FIRST NHL GAME:</b><br>December 13, 2003 at Minnesota   |
| <b>MOST SHOTS, GAME:</b><br>9 - Jan. 18, 2008 vs. Atlanta                              | <b>FIRST NHL GOAL:</b><br>December 23, 2003 vs. Ottawa (Patrick Lalime)  |
| <b>MOST GOALS, GAME:</b><br>3 - four times, last March 27, 2010 vs. Tampa Bay          | <b>LONGEST POINT-SCORING STREAK:</b><br>12 - (5g-15a) March 12-April 5, 2008   |
| <b>MOST ASSISTS, GAME:</b><br>3 - four times, last Dec. 15, 2010 vs. Boston            | <b>LONGEST GOAL-SCORING STREAK:</b><br>4 - (4g) April 3-8, 2007  |
| <b>MOST POINTS, GAME:</b><br>4 - four times, last (3g-1a) March 27, 2010 vs. Tampa Bay | <b>LONGEST ASSIST STREAK:</b><br>5 - four times, last (6a) Nov. 6-15, 2010   |
|  | <b>CAREER OVERTIME POINTS:</b><br>10 (6g-4a)   |
|  | <b>CAREER PENALTY SHOTS:</b><br>1 - April 19, 2009 at Carolina (Michael Leighton): Goal  |
|  | <b>CAREER HAT TRICKS:</b><br>4 - March 3, 2006 vs. Toronto (Mikael Tellqvist); March 9, 2006 vs. Tampa Bay (John Grahame and Sean Burke); Jan. 18, 2008 vs. Atlanta (Johan Hedberg); March 27, 2010 vs. Tampa Bay (Antero Niittymaki and Mike Smith) |

## INTERNATIONAL RECORD

Canada

| Year | Event | GP | G | A | PTS | PIM |
|------|-------|----|---|---|-----|-----|
| 2003 | WJC   | 6  | 1 | 2 | 3   | 4   |
| 2008 | WC    | 9  | 5 | 5 | 10  | 6   |
| 2009 | WC    | 9  | 4 | 4 | 8   | 4   |

## CAREER RECORD

| SEASON               | CLUB      | LEAGUE | Regular Season |     |     |     |     | Playoffs |    |    |     |     |
|----------------------|-----------|--------|----------------|-----|-----|-----|-----|----------|----|----|-----|-----|
|                      |           |        | GP             | G   | A   | PTS | PIM | GP       | G  | A  | PTS | PIM |
| 1999-00              | Kitchener | OHL    | 66             | 34  | 53  | 87  | 44  | 5        | 4  | 1  | 5   | 6   |
| 2000-01              | Kitchener | OHL    | 65             | 42  | 39  | 81  | 114 | --       | -- | -- | --  | --  |
| 2001-02              | Kitchener | OHL    | 62             | 43  | 46  | 89  | 92  | 4        | 1  | 2  | 3   | 2   |
| 2002-03              | Kitchener | OHL    | 49             | 28  | 50  | 78  | 73  | 21       | 9  | 23 | 32  | 14  |
| 2003-04              | Rochester | AHL    | 26             | 10  | 16  | 26  | 20  | 16       | 6  | 8  | 14  | 18  |
|                      | Buffalo   | NHL    | 49             | 9   | 10  | 19  | 12  | --       | -- | -- | --  | --  |
| 2004-05              | Rochester | AHL    | 67             | 16  | 45  | 61  | 60  | 9        | 6  | 5  | 11  | 6   |
|                      | Rochester | AHL    | 8              | 7   | 13  | 20  | 10  | --       | -- | -- | --  | --  |
| 2005-06              | Buffalo   | NHL    | 70             | 18  | 28  | 46  | 57  | 18       | 5  | 10 | 15  | 16  |
|                      | Buffalo   | NHL    | 75             | 21  | 42  | 63  | 60  | 16       | 2  | 5  | 7   | 14  |
| 2007-08              | Buffalo   | NHL    | 78             | 32  | 49  | 81  | 46  | --       | -- | -- | --  | --  |
| 2008-09              | Buffalo   | NHL    | 82             | 28  | 42  | 70  | 38  | --       | -- | -- | --  | --  |
| 2009-10              | Buffalo   | NHL    | 80             | 26  | 43  | 69  | 48  | 6        | 0  | 2  | 2   | 4   |
| 2010-11              | Buffalo   | NHL    | 35             | 10  | 25  | 35  | 16  | 1        | 0  | 1  | 1   | 0   |
| 2011-12              | Buffalo   | NHL    | 80             | 17  | 27  | 44  | 54  | --       | -- | -- | --  | --  |
| 2012-13              | Dallas    | NHL    | 30             | 4   | 18  | 22  | 4   | --       | -- | -- | --  | --  |
|                      | Vancouver | NHL    | 12             | 3   | 3   | 6   | 2   | 4        | 0  | 1  | 1   | 2   |
| 2013-14              | St. Louis | NHL    | 75             | 9   | 28  | 37  | 30  | 4        | 0  | 1  | 1   | 0   |
| NHL/PREDATORS TOTALS |           |        | 666            | 177 | 315 | 492 | 367 | 49       | 7  | 20 | 27  | 36  |

## STATISTICAL BREAKDOWN

| YEAR    | TEAM | PP | SH | GW | S    | %     | +/- | TF   | FW   | F%    | MIN   | H   | BS  | Shootouts |    |      |     |
|---------|------|----|----|----|------|-------|-----|------|------|-------|-------|-----|-----|-----------|----|------|-----|
|         |      |    |    |    |      |       |     |      |      |       |       |     |     | S         | G  | S%   | GDG |
| 2003-04 | BUF  | 1  | 0  | 4  | 71   | 12.7% | -8  | 715  | 339  | 47.4% | 15:18 | --  | --  | --        | -- | --   |     |
| 2005-06 | BUF  | 5  | 1  | 1  | 151  | 11.9% | 1   | 807  | 387  | 48.0% | 17:01 | 40  | 40  | 2         | 1  | .500 | 0   |
| 2006-07 | BUF  | 6  | 1  | 3  | 130  | 16.2% | 37  | 1129 | 548  | 48.5% | 18:27 | 46  | 42  | 1         | 0  | .000 | 0   |
| 2007-08 | BUF  | 6  | 3  | 4  | 218  | 14.7% | 13  | 1393 | 713  | 51.2% | 20:58 | 36  | 48  | 5         | 1  | .200 | 1   |
| 2008-09 | BUF  | 9  | 1  | 9  | 221  | 12.7% | -5  | 1469 | 745  | 50.7% | 21:11 | 41  | 44  | 9         | 4  | .444 | 1   |
| 2009-10 | BUF  | 10 | 1  | 6  | 215  | 12.1% | 9   | 1225 | 617  | 50.4% | 19:22 | 27  | 47  | 5         | 1  | .200 | 0   |
| 2010-11 | BUF  | 2  | 0  | 1  | 89   | 11.2% | -1  | 528  | 245  | 46.4% | 19:32 | 16  | 16  | 2         | 1  | .500 | 1   |
| 2011-12 | BUF  | 6  | 1  | 2  | 176  | 9.7%  | -7  | 1329 | 672  | 50.6% | 19:19 | 35  | 50  | 5         | 2  | .400 | 2   |
| 2012-13 | DAL  | 1  | 0  | 1  | 65   | 6.2%  | 3   | 520  | 243  | 46.7% | 18:58 | 15  | 26  | 0         | 0  | .000 | 0   |
|         | VAN  | 1  | 0  | 0  | 20   | 15.0% | 1   | 127  | 52   | 40.9% | 17:39 | 0   | 4   | 2         | 0  | .000 | 0   |
| 2013-14 | STL  | 4  | 0  | 2  | 114  | 7.9%  | -1  | 466  | 219  | 47.0% | 13:37 | 13  | 30  | 2         | 1  | .500 | 1   |
| TOTALS  |      | 51 | 8  | 33 | 1470 | 12.0% | 42  | 9708 | 4780 | 49.2% | 18:26 | 269 | 347 | 33        | 11 | .333 | 6   |



# CRAIG SMITH

**CRAIG SMITH**  
(KRAIG SMHHTH)  
Right Wing

**SHOOTS:** Right  
**HEIGHT:** 6-1  
**WEIGHT:** 203  
**DOB:** September 5, 1989  
**BIRTHPLACE:** Madison, Wisconsin  
**HOMETOWN:** Madison, Wisconsin

## ACQUIRED

**June 27, 2009** - Nashville's sixth choice, 98th overall (fourth round), in the 2009 Entry Draft.

## VERSUS THE NHL

|      | GP | G  | A  | PTS | PIM |
|------|----|----|----|-----|-----|
| ANA  | 10 | 4  | 2  | 6   | 8   |
| ARI  | 9  | 2  | 3  | 5   | 4   |
| BOS  | 3  | 2  | 0  | 2   | 0   |
| BUF  | 3  | 2  | 2  | 4   | 0   |
| CGY  | 9  | 1  | 4  | 5   | 6   |
| CAR  | 4  | 2  | 0  | 2   | 0   |
| CHI  | 14 | 5  | 3  | 8   | 4   |
| COL  | 10 | 3  | 5  | 8   | 10  |
| CBJ  | 12 | 1  | 2  | 3   | 4   |
| DAL  | 10 | 1  | 5  | 6   | 4   |
| DET  | 10 | 3  | 3  | 6   | 2   |
| EDM  | 9  | 0  | 4  | 4   | 4   |
| FLA  | 3  | 2  | 1  | 3   | 2   |
| L.A. | 10 | 1  | 1  | 2   | 2   |
| MIN  | 12 | 4  | 5  | 9   | 2   |
| MTL  | 3  | 0  | 1  | 1   | 0   |
| NSH  | -- | -- | -- | --  | --  |
| N.J. | 3  | 0  | 0  | 0   | 2   |
| NYI  | 2  | 0  | 1  | 1   | 0   |
| NYR  | 2  | 0  | 0  | 0   | 0   |
| OTT  | 3  | 1  | 0  | 1   | 0   |
| PIT  | 3  | 0  | 1  | 1   | 0   |
| PHI  | 3  | 0  | 0  | 0   | 2   |
| STL  | 14 | 1  | 3  | 4   | 4   |
| S.J. | 10 | 1  | 2  | 3   | 0   |
| T.B. | 3  | 2  | 3  | 5   | 4   |
| TOR  | 3  | 2  | 1  | 3   | 0   |
| VAN  | 10 | 1  | 3  | 4   | 6   |
| WSH  | 3  | 0  | 0  | 0   | 2   |
| WPG  | 5  | 1  | 3  | 4   | 0   |

**2013-14:** Led the Predators in goals (24), and ranked third on the team in points (52), setting career highs in both categories and becoming the sixth Preds draftee to hit the 50-point mark for the club... Set a career high in assists (28), becoming the eighth Nashville draft pick to score 20 goals and amass 20 assists in a season for the team... Set career highs and tied for second on the team in both power-play goals (7) and game-winning goals (4)... Led the team in plus/minus rating (+16), the highest mark by a Predators forward since 2009-10 (Hornqvist, +18)... Set a career high and ranked second on the team in shots (215), in addition to playing a personal-best 16:23 per game... One of just four NHLers to post more than 50 points, and one of three NHLers to post more than 22 goals, in less than 16:30 of ice time per game... Recorded five two-goal efforts, putting him in a six-way tie for third-most multiple-goal efforts in a season in franchise history... Posted his first career four-point game (2g-2a) in the team's regular-season finale on April 13 at Minnesota. The final point, a power-play goal, was the 100th of his career... Named one of the United States' best players at the 2014 World Championship, the third time in four years he's gained the honor... Ranked fourth on Team USA in points (3g-5a-8pts) and tied for third in goals at Worlds... Has 30 points (10g-20a) in 29 career World Championship games since 2011.

**2012-13:** Tied for third on the team in power-play points (2g-5a-7pts)... Tied for second in the NHL in shootout goals (5), and posted the League's fifth-best success rate among shooters taking at least four attempts (five-for-seven, 71.4 percent)... Appeared in his 100th career NHL game on March 15 at Calgary... Helped the United States claim its first medal at the World Championship in nine years (bronze) in 2013... Named one of Team USA's three best players of the tournament after leading all skaters in assists, and ranking third in points (4g-10a-14pts)... Tied for 10th in goals and penalty minutes (18) at the World Championship.

**2011-12:** Tied for seventh among all NHL rookies in goals (14) and assists (22), and ranked eighth in points (36). The point and assist totals were both the second highest by a rookie in franchise history... Tied for second among first-year NHLers in power-play goals (6), and ranked third in shots on goal (172)... Ranked third among rookies, and set a franchise rookie record, in power-play points (6g-7a-13pts)... Set franchise records for road goals, assists and points by a rookie (10g-15a-25pts), ranking second on the team and fourth among rookie-

ies... Posted 14 points (7g-7a) in his first 15 NHL games... Participated in the rookie portion of the 2012 All-Star Weekend... Joined Team USA at the 2012 World Championship, posting a pair of assists while playing in the club's final four contests. **PLAYOFFS:** Made his NHL Playoff debut in Game Five of the WCQ vs. Detroit... Recorded his first postseason point/assist in Game One of the WCS vs. Phoenix.

**AMATEUR:** Served as an alternate captain and played all 41 games for the Wisconsin Badgers (WCHA) during his sophomore season in 2010-11... Ranked ninth in the WCHA in goals (19), tied for 11th in conference scoring (19g-24a-43pts) in 2010-11... Tied for fourth in the WCHA in game-winning goals (5), tied for sixth in power-play points (8g-15a-23pts) and eighth in man-advantage goals in 2010-11... Named one of Team USA's three best players at the 2011 World Championship after leading the team in goals (3) and ranking second in points (6) in seven tournament games... One of only two collegiate underclassmen on the United States' 2011 World Championship entry... Named to the 2010 WCHA All-Rookie Team after finishing the season ninth in NCAA freshman scoring (8g-25a-33pts)... Helped the Badgers advance to the 2010 NCAA National Championship Game, posting three points (1g-2a) in four NCAA Tournament games... A 2009 USHL First-Team All-Star... Waterloo Black Hawks captain and team MVP in 2008-09... Ranked second in the United States Hockey League in assists (48), tied for second in points (76), and tied for eighth in goals (28) in 2008-09... Captained the U.S. Junior Select Team to the 2008 World Junior A Challenge championship... Named to the 2008 World Junior A Challenge All-Star Team after posting eight points (3g-5a) in five games... Participated in the 2007 World Junior A Challenge.

**BACKGROUND:** Nickname: "Smitty" or "Taz"... Favorites include Forrest Gump (movie), Red Hot Chili Peppers (band), Tin Angel (Nashville restaurant), Jamaican Jerk Sauce (condiment) and Lone Survivor by Marcus Luttrell (book)... Would like to be a Muskie fishing guide when his hockey career is over... Enjoys cooking and playing guitar away from the rink... Dark chocolate almonds are his guilty pleasure... Rick Vaughn from Major League would play him in a movie.

**TRANSACTIONS:** **June 27, 2009** - Nashville's sixth choice, 98th overall (fourth round), in the 2009 Entry Draft.



## INTERNATIONAL RECORD

United States

| Year | Event | GP | G | A  | PTS | PIM |
|------|-------|----|---|----|-----|-----|
| 2011 | WC    | 7  | 3 | 3  | 6   | 4   |
| 2012 | WC    | 4  | 0 | 2  | 2   | 2   |
| 2013 | WC    | 10 | 4 | 10 | 14  | 18  |
| 2014 | WC    | 8  | 3 | 5  | 8   | 10  |

## CAREER RECORD

Regular Season

Playoffs

| SEASON                      | CLUB            | LEAGUE  | GP         | G         | A         | PTS        | PIM       | GP       | G        | A        | PTS      | PIM      |
|-----------------------------|-----------------|---------|------------|-----------|-----------|------------|-----------|----------|----------|----------|----------|----------|
| 2006-07                     | Waterloo        | USHL    | 45         | 8         | 10        | 18         | 28        | 4        | 0        | 1        | 1        | 8        |
| 2007-08                     | Waterloo        | USHL    | 58         | 13        | 10        | 23         | 90        | 11       | 2        | 3        | 5        | 8        |
| 2008-09                     | Waterloo        | USHL    | 54         | 28        | 48        | 76         | 108       | 3        | 1        | 3        | 4        | 26       |
| 2009-10                     | U. of Wisconsin | WCHA    | 41         | 8         | 25        | 33         | 72        | --       | --       | --       | --       | --       |
| 2010-11                     | U. of Wisconsin | WCHA    | 41         | 19        | 24        | 43         | 87        | --       | --       | --       | --       | --       |
| 2011-12                     | Nashville       | NHL     | 72         | 14        | 22        | 36         | 30        | 2        | 0        | 1        | 1        | 0        |
| 2012-13                     | Nashville       | NHL     | 44         | 4         | 8         | 12         | 20        | --       | --       | --       | --       | --       |
|                             | KalPa           | Finland | 8          | 4         | 4         | 8          | 20        | --       | --       | --       | --       | --       |
|                             | Milwaukee       | AHL     | 4          | 1         | 4         | 5          | 0         | --       | --       | --       | --       | --       |
| 2013-14                     | Nashville       | NHL     | 79         | 24        | 28        | 52         | 22        | --       | --       | --       | --       | --       |
| <b>NHL/PREDATORS TOTALS</b> |                 |         | <b>195</b> | <b>42</b> | <b>58</b> | <b>100</b> | <b>72</b> | <b>2</b> | <b>0</b> | <b>1</b> | <b>1</b> | <b>0</b> |

## STATISTICAL BREAKDOWN

Shootouts

| YEAR          | TEAM | PP        | SH       | GW       | S          | %           | +/-       | TF         | FW         | F%           | MIN          | H          | BS        | S         | G        | %           | GDG      |
|---------------|------|-----------|----------|----------|------------|-------------|-----------|------------|------------|--------------|--------------|------------|-----------|-----------|----------|-------------|----------|
| 2011-12       | NSH  | 6         | 0        | 1        | 172        | 8.1%        | -9        | 393        | 173        | 44.0%        | 14:11        | 44         | 17        | 4         | 0        | .000        | 0        |
| 2012-13       | NSH  | 2         | 0        | 0        | 83         | 4.8%        | -11       | 200        | 79         | 39.5%        | 13:51        | 39         | 13        | 7         | 5        | .714        | 1        |
| 2013-14       | NSH  | 7         | 0        | 4        | 215        | 11.2%       | 16        | 19         | 3          | 15.8%        | 16:23        | 54         | 21        | 8         | 1        | .125        | 1        |
| <b>TOTALS</b> |      | <b>15</b> | <b>0</b> | <b>5</b> | <b>470</b> | <b>8.9%</b> | <b>-4</b> | <b>612</b> | <b>255</b> | <b>41.7%</b> | <b>15:00</b> | <b>137</b> | <b>51</b> | <b>19</b> | <b>6</b> | <b>.316</b> | <b>2</b> |

## CAREER HIGHLIGHTS

### MOST GOALS, GAME:

2 - six times, last April 13, 2014 at Minnesota

### MOST ASSISTS, GAME:

3 - Dec. 1, 2011 at Vancouver

### MOST POINTS, GAME:

4 - (2g-2a) April 13, 2014 at Minnesota

### MOST PIM, GAME:

4 - twice, last April 4, 2014 at Anaheim

### MOST SHOTS, GAME:

7 - four times, last April 13, 2014 at Minnesota

### LONGEST GOAL-SCORING STREAK:

3 - (4g) April 10-13, 2014

### LONGEST ASSIST STREAK:

3 - twice, last (3a) March 25-28, 2014

### LONGEST POINT-SCORING STREAK:

5 - (2g-3a) Jan. 21-Feb. 2, 2012

### CAREER HAT TRICKS:

None

### CAREER PENALTY SHOTS:

None

### CAREER OVERTIME POINTS:

1 (1g)

### FIRST NHL GAME:

Oct. 7, 2011 at Columbus

### FIRST NHL GOAL:

Oct. 7, 2011 at Columbus (Steve Mason)

### FIRST GAME AS A PREDATOR:

Oct. 7, 2011 at Columbus

### FIRST GOAL AS A PREDATOR:

Oct. 7, 2011 at Columbus (Steve Mason)





# VIKTOR STALBERG

**VIKTOR STALBERG**  
(VIHK-tohr STAHL-buhrig)  
Right Wing

**SHOOTS:** Left  
**HEIGHT:** 6-3  
**WEIGHT:** 206  
**DOB:** January 17, 1986  
**BIRTHPLACE:** Gothenburg, Sweden  
**HOMETOWN:** Gothenburg, Sweden

**ACQUIRED**  
July 5, 2013 - Signed as a free agent by Nashville.

**2013-14:** Posted all 18 (8g-10a) of his points while even strength during his first season with the Predators... Played his 300th career game on March 15 vs. St. Louis... Scored his lone game-winning goal of the season and assisted on another on Dec. 14 vs. San Jose... Recorded his first goal, first assist and first multi-point performance in a Preds sweater while also posting a season-high six shots on Nov. 6 at Colorado... Made his team debut on Oct. 12 vs. the NY Islanders, after missing the first four games with a shoulder injury.

**CAREER NOTES:** Tied for fifth on the 2012-13 Presidents' Trophy and Stanley Cup-winning Chicago Blackhawks in goals, and tied for sixth in points (9g-14a-23pts)... Ranked fourth on the 2012-13 Blackhawks in plus/minus rating with a career high (+16), and fifth in shots (113) despite ranking 20th on the team in average ice time (14:07)... Amassed all nine of his goals, and 12 of his 14 assists, at even strength in 2012-13... Sued up for 19 of Chicago's 23 2013 Stanley Cup Playoff games, including four of six in the Stanley Cup Final... Started the 2012-13 season with Frolunda (Sweden) before transferring to Atlant Mytischchi (KHL) in November... Set career highs in goals (22), assists (21), points (43), games played (79), game-winning goals (6), shots (215) and shooting percentage (10.2) in 2011-12... Ranked second on the Blackhawks and tied for 18th in the NHL in game-winning goals in 2011-12... Was the only NHL player during the 2011-12 season to register more than 25 points and 20 goals, despite zero coming on special teams... Named the NHL's Second Star of the Week on Jan. 16, 2012 after amassing six points (5g-1a) in four games... Sued up for all eight of Sweden's games at the 2012 World Championship, tying for third on the team in goals (3) and ranking fourth in plus/minus rating (+4)... Notched 23 (12g-11a) of his 24 points (12g-12a) at even strength during his first campaign with Chicago in 2010-11... Set career highs in penalty minutes (43) and hits (102) in 2010-11... Ranked fourth on the 2010-11 Hawks in game-winning goals (3)... Scored his first career

playoff goal in his second postseason game - Game Two of the 2011 Western Conference Quarterfinals vs. Vancouver... Set a career high in ice time (14:36) during his rookie season with Toronto in 2009-10... Collected his first career point/assist in his NHL debut on Oct. 1, 2009 vs. Montreal... Ranked second on the 2009-10 Toronto Marlies (AHL) in points (12g-21a-33pts) despite dressing for only 39 of the team's 80 games... Tied for sixth among 2009-10 AHL rookies in points per game (.85)... Made his professional debut with the Marlies upon the completion of his collegiate career, appearing in a pair of 2009 Calder Cup Playoff games.

**AMATEUR:** Tied for fifth in the nation in goals (24), and tied for 14th in the NCAA in points (46), during his third and final season at the University of Vermont (Hockey East) in 2008-09... A 2009 First-Team East All-American, Hockey East First-Team All-Star... A finalist for the 2009 Hobey Baker Award... Helped Vermont win the 2009 NCAA East Regional and advance to the Frozen Four for the second time in school history... Named to the 2009 All-East Regional Team... Tied for the Catamounts team lead in goals (10), and ranked third in points (23), during his sophomore season in 2007-08... A 2008 Hockey East All-Academic Team honoree... Let all Vermont skaters in penalty minutes (53) during his freshman season in 2006-07... Named to the 2007 Hockey East All-Academic Team... Tied for second in Swedish junior league in goals (27) and ranked third in points (53) with Frolunda's junior team in 2005-06... Led all skaters in points (6g-5a-11pts) and tied for first in playoff goals during the 2006 postseason, helping Frolunda claim the silver medal.

**BACKGROUND:** Nickname: "Vik" or "Stally"... On Twitter @ViktorStalberg... His brother Sebastian split the 2013-14 season between the AHL and ECHL, and will play with Frolunda (SHL) and Roole (Allsvenskan) in 2014-15... Favorites include Blow (movie), Kayne Prime (Nashville restaurant), Peter Forsberg (player to watch) and Amalfi Coast in Italy (vacation spot)... Would want Russell Crowe to play him in a movie.

**TRANSACTIONS:** July 5, 2013 - Signed as a free agent by Nashville... June 30, 2010 - Acquired by Chicago from Toronto along with Chris DiDomenico and Philippe Paradis for Kris Versteeg and Bill Sweatt... June 24, 2006 - Toronto's fifth selection, 161st overall (sixth round), in the 2006 Entry Draft.

## VERSUS THE NHL WITH PREDATORS

|      | GP | G  | A | PTS | PIM | GP | G  | A  | PTS | PIM |
|------|----|----|---|-----|-----|----|----|----|-----|-----|
| ANA  | 15 | 2  | 4 | 6   | 4   | 3  | 1  | 1  | 2   | 2   |
| ARI  | 14 | 2  | 5 | 7   | 4   | 4  | 1  | 1  | 2   | 0   |
| BOS  | 8  | 2  | 1 | 3   | 6   | 2  | 1  | 0  | 1   | 0   |
| BUF  | 9  | 3  | 1 | 4   | 4   | 2  | 0  | 1  | 1   | 0   |
| CGY  | 15 | 4  | 1 | 5   | 13  | 3  | 2  | 0  | 2   | 0   |
| CAR  | 6  | 1  | 0 | 1   | 6   | 2  | 1  | 0  | 1   | 4   |
| CHI  | 5  | 1  | 0 | 1   | 2   | 5  | 1  | 0  | 1   | 2   |
| COL  | 15 | 1  | 6 | 7   | 2   | 3  | 1  | 2  | 3   | 0   |
| CBJ  | 18 | 11 | 4 | 15  | 18  | 2  | 0  | 1  | 1   | 4   |
| DAL  | 15 | 1  | 5 | 6   | 0   | 5  | 0  | 0  | 0   | 0   |
| DET  | 17 | 2  | 4 | 6   | 6   | 2  | 0  | 1  | 1   | 2   |
| EDM  | 13 | 1  | 3 | 4   | 8   | 1  | 0  | 0  | 0   | 0   |
| FLA  | 8  | 1  | 1 | 2   | 0   | 2  | 0  | 0  | 0   | 0   |
| L.A. | 13 | 1  | 2 | 3   | 8   | 3  | 0  | 0  | 0   | 2   |
| MIN  | 14 | 2  | 3 | 5   | 2   | 3  | 0  | 0  | 0   | 0   |
| MTL  | 7  | 2  | 4 | 6   | 6   | 2  | 0  | 1  | 1   | 2   |
| NSH  | 16 | 5  | 2 | 7   | 4   | -- | -- | -- | --  | --  |
| N.J. | 4  | 1  | 2 | 3   | 0   | 1  | 0  | 0  | 0   | 0   |
| NYI  | 6  | 0  | 0 | 0   | 2   | 2  | 0  | 0  | 0   | 0   |
| NYR  | 8  | 0  | 0 | 0   | 8   | 2  | 0  | 0  | 0   | 0   |
| OTT  | 7  | 0  | 1 | 1   | 8   | 2  | 0  | 0  | 0   | 2   |
| PHI  | 7  | 0  | 0 | 0   | 10  | 2  | 0  | 0  | 0   | 2   |
| PIT  | 6  | 1  | 1 | 2   | 0   | 2  | 0  | 0  | 0   | 0   |
| STL  | 18 | 4  | 5 | 9   | 7   | 2  | 0  | 0  | 0   | 0   |
| S.J. | 15 | 4  | 3 | 7   | 8   | 3  | 1  | 1  | 2   | 2   |
| T.B. | 5  | 2  | 0 | 2   | 6   | 2  | 0  | 0  | 0   | 4   |
| TOR  | 3  | 1  | 0 | 1   | 4   | 1  | 0  | 0  | 0   | 2   |
| VAN  | 15 | 2  | 2 | 4   | 12  | 3  | 0  | 0  | 0   | 2   |
| WSH  | 5  | 1  | 1 | 2   | 0   | 2  | 0  | 1  | 1   | 0   |
| WPG  | 6  | 2  | 1 | 3   | 6   | 3  | 0  | 0  | 0   | 0   |



## CAREER HIGHLIGHTS

|   |  |
|---|--|
| <b>MOST GOALS, GAME:</b><br>3 - Jan. 10, 2012 vs. Columbus                        | <b>CAREER HAT TRICKS:</b><br>1 - Jan. 10, 2012 vs. Columbus  |
| <b>MOST ASSISTS, GAME:</b><br>3 - March 16, 2013 vs. Dallas                       | <b>CAREER PENALTY SHOTS:</b><br>3 - Jan 5, 2011 vs. Dallas (Lehtonen); No Goal;<br>March 11, 2012 vs. Los Angeles (Quick); No Goal;<br>Jan. 11, 2014 vs. Ottawa (Andersson); No Goal |
| <b>LONGEST POINT-SCORING STREAK:</b><br>5 - (2g-3a) Nov. 10-18, 2011              | <b>CAREER OVERTIME POINTS:</b><br>4 (2g-2a)  |
| <b>MOST POINTS, GAME:</b><br>3 - three times, last (3a) March 16, 2013 vs. Dallas | <b>FIRST NHL GAME:</b><br>Oct. 1, 2009 vs. Montreal  |
| <b>MOST PIM, GAME:</b><br>5 - twice, last April 4, 2013                           | <b>FIRST NHL GOAL:</b><br>Dec. 18, 2009 at Buffalo (Ryan Miller)   |
| <b>MOST SHOTS, GAME:</b><br>9 - Dec. 20, 2011 at Pittsburgh                       | <b>FIRST GAME AS A PREDATOR:</b><br>Oct. 12, 2014 vs. NY Islanders   |
| <b>LONGEST GOAL-SCORING STREAK:</b><br>3 - (4g) Dec. 20-26, 2011                  | <b>FIRST GOAL AS A PREDATOR:</b><br>Nov. 6, 2014 at Colorado (Semyon Varlamov)   |
| <b>LONGEST ASSIST STREAK:</b><br>4 - (4a) March 1-6, 2013                         |  |

## INTERNATIONAL RECORD

Sweden


| Year | Event | GP | G | A | PTS | PIM |
|------|-------|----|---|---|-----|-----|
| 2012 | WC    | 8  | 3 | 1 | 4   | 2   |

## CAREER RECORD

| SEASON                  | CLUB             | LEAGUE     | Regular Season |           |           |            |            | Playoffs  |          |          |          |           |
|-------------------------|------------------|------------|----------------|-----------|-----------|------------|------------|-----------|----------|----------|----------|-----------|
|                         |                  |            | GP             | G         | A         | PTS        | PIM        | GP        | G        | A        | PTS      | PIM       |
| 2005-06                 | Frolunda Jr.     | Sweden-Jr. | 41             | 27        | 26        | 53         | 89         | 7         | 6        | 5        | 11       | 6         |
| 2006-07                 | U. of Vermont    | H-East     | 39             | 7         | 8         | 15         | 53         | --        | --       | --       | --       | --        |
| 2007-08                 | U. of Vermont    | H-East     | 39             | 10        | 13        | 23         | 34         | --        | --       | --       | --       | --        |
| 2008-09                 | U. of Vermont    | H-East     | 39             | 24        | 22        | 46         | 32         | --        | --       | --       | --       | --        |
| 2009-10                 | Toronto          | AHL        | --             | --        | --        | --         | --         | 2         | 0        | 1        | 1        | 0         |
|                         | Toronto          | NHL        | 40             | 9         | 5         | 14         | 30         | --        | --       | --       | --       | --        |
|                         | Toronto          | AHL        | 39             | 12        | 21        | 33         | 36         | --        | --       | --       | --       | --        |
| 2010-11                 | Chicago          | NHL        | 77             | 12        | 12        | 24         | 43         | 7         | 1        | 0        | 1        | 5         |
| 2011-12                 | Chicago          | NHL        | 79             | 22        | 21        | 43         | 34         | 6         | 0        | 2        | 2        | 8         |
| 2012-13                 | Chicago          | NHL        | 47             | 9         | 14        | 23         | 25         | 19        | 0        | 3        | 3        | 6         |
|                         | Frolunda         | Sweden     | 11             | 7         | 5         | 12         | 10         | --        | --       | --       | --       | --        |
|                         | Atlant Mytishchi | KHL        | 14             | 3         | 7         | 10         | 4          | --        | --       | --       | --       | --        |
| 2013-14                 | Nashville        | NHL        | 70             | 8         | 10        | 18         | 32         | --        | --       | --       | --       | --        |
| <b>NHL TOTALS</b>       |                  |            | <b>243</b>     | <b>52</b> | <b>52</b> | <b>104</b> | <b>132</b> | <b>39</b> | <b>1</b> | <b>5</b> | <b>6</b> | <b>21</b> |
| <b>PREDATORS TOTALS</b> |                  |            | <b>70</b>      | <b>8</b>  | <b>10</b> | <b>18</b>  | <b>32</b>  | <b>0</b>  | <b>0</b> | <b>0</b> | <b>0</b> | <b>0</b>  |

## STATISTICAL BREAKDOWN

| YEAR          | TEAM | PP       | SH       | GW        | S          | %           | +/-       | TF        | FW        | F%           | MIN          | H          | BS         | Shootouts |          |             |          |
|---------------|------|----------|----------|-----------|------------|-------------|-----------|-----------|-----------|--------------|--------------|------------|------------|-----------|----------|-------------|----------|
|               |      |          |          |           |            |             |           |           |           |              |              |            |            | S         | G        | %           | GDG      |
| 2009-10       | TOR  | 0        | 0        | 0         | 117        | 7.7%        | -13       | 9         | 3         | 33.3%        | 14:36        | 64         | 18         | 0         | 0        | .000        | 0        |
| 2010-11       | CHI  | 0        | 0        | 3         | 135        | 8.9%        | 2         | 9         | 5         | 55.6%        | 10:41        | 102        | 25         | 2         | 2        | 1.000       | 2        |
| 2011-12       | CHI  | 0        | 0        | 6         | 215        | 10.2%       | 6         | 11        | 5         | 45.5%        | 14:04        | 91         | 24         | 5         | 0        | .000        | 0        |
| 2012-13       | CHI  | 0        | 0        | 1         | 113        | 8.0%        | 16        | 1         | 0         | 0.0%         | 14:07        | 43         | 14         | 0         | 0        | .000        | 0        |
| 2013-14       | NSH  | 0        | 0        | 1         | 114        | 7.0%        | -14       | 3         | 1         | 33.3%        | 12:35        | 55         | 25         | 0         | 0        | .000        | 0        |
| <b>TOTALS</b> |      | <b>0</b> | <b>0</b> | <b>11</b> | <b>694</b> | <b>8.6%</b> | <b>-3</b> | <b>33</b> | <b>14</b> | <b>42.4%</b> | <b>12:59</b> | <b>355</b> | <b>106</b> | <b>7</b>  | <b>2</b> | <b>.286</b> | <b>2</b> |



# ANTON VOLCHENKOV

## ANTON VOLCHENKOV

(AN-tawn vohl-chen-KAHF)  
Defense

**SHOOTS:** Left

**HEIGHT:** 6-1

**WEIGHT:** 225

**DOB:** February 25, 1982

**BIRTHPLACE:** Moscow, Russia

**HOMETOWN:** Moscow, Russia

## ACQUIRED

July 7, 2014 - Signed as a free agent by Nashville.

## VERSUS THE NHL

|      | GP | G | A  | PTS | PM |
|------|----|---|----|-----|----|
| ANA  | 8  | 0 | 0  | 0   | 2  |
| ARI  | 8  | 1 | 0  | 1   | 9  |
| BOS  | 45 | 2 | 4  | 6   | 47 |
| BUF  | 42 | 1 | 9  | 10  | 27 |
| CGY  | 10 | 0 | 0  | 0   | 4  |
| CAR  | 33 | 2 | 11 | 13  | 28 |
| CHI  | 4  | 0 | 0  | 0   | 8  |
| COL  | 7  | 0 | 0  | 0   | 0  |
| CBJ  | 10 | 0 | 1  | 1   | 4  |
| DAL  | 11 | 0 | 1  | 1   | 10 |
| DET  | 11 | 0 | 1  | 1   | 6  |
| EDM  | 9  | 0 | 3  | 3   | 6  |
| FLA  | 32 | 0 | 5  | 5   | 27 |
| L.A. | 9  | 0 | 0  | 0   | 4  |
| MIN  | 8  | 2 | 0  | 2   | 4  |
| MTL  | 49 | 0 | 11 | 11  | 24 |
| NSH  | 9  | 1 | 1  | 2   | 8  |
| N.J. | 20 | 0 | 3  | 3   | 8  |
| NYI  | 40 | 0 | 9  | 9   | 8  |
| NYR  | 36 | 2 | 3  | 5   | 8  |
| OTT  | 11 | 0 | 2  | 2   | 4  |
| PHI  | 44 | 3 | 9  | 12  | 30 |
| PIT  | 34 | 3 | 6  | 9   | 38 |
| STL  | 9  | 0 | 2  | 2   | 6  |
| S.J. | 8  | 1 | 2  | 3   | 2  |
| T.B. | 25 | 0 | 6  | 6   | 16 |
| TOR  | 48 | 0 | 9  | 9   | 34 |
| VAN  | 10 | 0 | 3  | 3   | 12 |
| WSH  | 30 | 0 | 2  | 2   | 16 |
| WPG  | 30 | 1 | 4  | 5   | 24 |

**2013-14:** Led the New Jersey Devils in hits (129) and ranked second on the team in blocked shots (91) despite missing 16 games due to injury/illness... Suited up for his 600th career NHL regular-season game on Oct. 13 at Winnipeg... His first point of the season was the 100th assist of his career on Oct. 4 vs. the New York Islanders.

**CAREER NOTES:** Ranked second among Devils defensemen in hits (51) while appearing in 37 of 48 games during the **2012-13** season... Started the 2012-13 season by playing 11 games with Torpedo Nizhny Novgorod (KHL)... One of 15 NHLers with at least 150 hits (177) and 125 blocked shots (125) during the **2011-12** season, leading New Jersey in both categories... Scored his most recent of three career game-winning goals on March 11, 2012 vs. Philadelphia... Appeared in all 24 of New Jersey's 2012 postseason games during its run to Game Six of the Stanley Cup Final, ranking among the playoffs' Top 15 in both hits (57) and blocked shots (32)... Scored the Devils lone goal of Game One of the 2012 Stanley Cup Final vs. Los Angeles, his most recent of four postseason goals... Ranked second on the **2010-11** New Jersey Devils in both hits (125) and blocked shots (106) despite missing 25 games during his first season with the club... Recorded his 100th career NHL point with an assist on Feb. 19, 2011 at Carolina... One of eight NHLers to record at least 150 hits (153) and 150 blocked shots (177) during his final season with Ottawa in **2009-10**... Led the Senators and ranked eighth in the League in blocked shots for the second consecutive season in 2009-10... Tied a career high in goals (4) during the 2009-10 season... Represented Russia at the 2010 Vancouver Olympics, his second consecutive Winter Games... Ranked eighth in the NHL in blocked shots (180) in **2008-09**... Tied for 11th among NHL blueliners in hits during the 2008-09 campaign... Recorded an assist in his lone game for Russia at the 2009 World Championship, winning a gold medal... Ranked second in the NHL in blocked shots (209) during the **2007-08** season, in addition to tying for 19th among NHL blueliners in hits (153)... Ranked second among Ottawa blueliners in plus/minus rating (+14) during the 2007-08 season... Led the NHL and set a career high in blocked shots (273) during the **2006-07** season. Also set a career high and ranked 12th in the League in hits (205), making him one of three players with at least 200 hits and blocked shots... Tied for fifth in the NHL and set a career high in plus/minus rating (+37) during the 2006-07 season... Set career highs in games played (78), assists (18), points (19), penalty minutes (67), shots on goal (85) and average ice time (21:16) in 2006-07... Tied for second in the NHL with four shorthanded assists in 2006-07... Ot-

tawa's nominee for the 2007 Bill Masterton Memorial Trophy... Appeared in all 20 of Ottawa's playoff games during their run to Game Six of the 2007 Stanley Cup Final, tying for the team lead in penalty minutes (24) and for second in average ice time (23:19)... Led all skaters during the 2007 postseason in blocked shots (80), and ranked seventh in hits (50)... Ranked sixth in the NHL in blocked shots (189), and 16th among NHL blueliners in hits (139) during the **2005-06** season... Tied for 11th among NHL defensemen in plus/minus rating (+21) in 2005-06... Set a career high in goals (4) in 2005-06, his first full NHL season... Ranked second among Ottawa blueliners in assists (4) during the 2006 playoffs... Played in all eight of Russia's games at the 2006 Torino Olympics... Tied for second on the **2004-05** Binghamton Senators (AHL) in plus/minus rating (+24), and ranked second among blueliners in goals (tie, 10), assists (35) and points (45)... Named to the PlanetUSA roster for the 2005 AHL All-Star Game... Missed the majority of the 2003-04 season due to injury... Appeared in one game for Russia at the 2004 World Cup of Hockey... Tied for fourth among all NHL rookie defensemen in points (3g-13a), while tying for third in assists in **2002-03**... Also ranked among the Top 10 rookie blueliners in games played (seventh, 57), goals (tied for sixth, 3) and shots on goal (sixth, 75) in 2002-03... Represented the Eastern Conference in the NHL YoungStars Game during 2003 All-Star Weekend in Florida, scoring a goal... Appeared in 17 of Ottawa's 18 postseason games during its run to Game Seven of the 2003 Eastern Conference Final.

**AMATEUR:** Tied for sixth among Russian Super League defensemen in points (19), as well as tying for fourth in assists (15) with Krylia Sovetov Moskva in 2001-02... Helped Russia win the 2002 World Junior Championship, tying for third among tournament defensemen in points (1g-3a) and assists... Appeared in all nine of Russia's games during the 2002 World Championship, helping his homeland to a silver medal... Tied for second at the 2000 Under-18 World Championship in plus/minus rating (+11), helping Russia to a silver medal.

**BACKGROUND:** Nicknames include "A-Train," "Human Shield" and "Russian Bear"... His father, Alexei, played for CSKA Moscow from 1972-82... Wife - Melina, Children - Anton Jr., Milan and Melina.

**TRANSACTIONS:** July 7, 2014 - Signed as a free agent by Nashville... July 1, 2010 - Signed as a free agent by New Jersey... June 24, 2000 - Ottawa's first selection, 21st overall (first round), in the 2000 Entry Draft.

# 20

## CAREER HIGHLIGHTS

|  |  |
|--|--|
| <b>MOST PIM, GAME:</b><br>15 - twice, last April 10, 2013 vs. Boston                 | <b>FIRST NHL GAME:</b><br>Oct. 10, 2002 vs. New Jersey                             |
| <b>MOST SHOTS, GAME:</b><br>6 - twice, last March 29, 2008 at Boston                 | <b>FIRST NHL GOAL:</b><br>Dec. 12, 2002 at Boston (Steve Shields)                  |
| <b>MOST GOALS, GAME:</b><br>1 - 19 times, last March 19, 2013 vs. NY Rangers         | <b>CAREER HAT TRICKS:</b><br>None  |
| <b>MOST ASSISTS, GAME:</b><br>3 - twice, last Jan. 3, 2010 vs. Philadelphia          | <b>CAREER PENALTY SHOTS:</b><br>None   |
| <b>MOST POINTS, GAME:</b><br>3 - four times, last (3a) Jan. 3, 2010 vs. Philadelphia | <b>CAREER OVERTIME POINTS:</b><br>4 (4a)   |
|  | <b>LONGEST GOAL-SCORING STREAK:</b><br>none  |
|  | <b>LONGEST ASSIST STREAK:</b><br>3 - (3a) Jan. 4-10, 2008                          |
|  | <b>LONGEST POINT-SCORING STREAK:</b><br>3 - three times, last (3a) Jan. 4-10, 2008 |

## INTERNATIONAL RECORD

Russia

| Year | Event   | GP | G | A | PTS | PIM | Year | Event     | GP | G | A | PTS | PIM |
|------|---------|----|---|---|-----|-----|------|-----------|----|---|---|-----|-----|
| 2000 | U-18 WC | 6  | 1 | 0 | 1   | 6   | 2004 | World Cup | 1  | 0 | 0 | 0   | 0   |
| 2001 | WJC     | 7  | 0 | 4 | 4   | 6   | 2006 | Olympics  | 8  | 0 | 0 | 0   | 2   |
| 2002 | WJC     | 7  | 1 | 3 | 4   | 6   | 2009 | WC        | 1  | 0 | 1 | 1   | 0   |
|      | WC      | 9  | 0 | 0 | 0   | 0   | 2010 | Olympics  | 4  | 0 | 1 | 1   | 2   |

## CAREER RECORD

### Regular Season

### Playoffs

| SEASON            | CLUB             | LEAGUE   | GP         | G         | A          | PTS        | PIM        | GP        | G        | A         | PTS       | PIM       |
|-------------------|------------------|----------|------------|-----------|------------|------------|------------|-----------|----------|-----------|-----------|-----------|
| 99-2000           | HK Moscow 2      | Russia-3 | 6          | 0         | 1          | 1          | 10         | --        | --       | --        | --        | --        |
|                   | HK Moscow        | Russia-2 | 30         | 2         | 9          | 11         | 36         | --        | --       | --        | --        | --        |
| 2000-01           | Krylja Sovetov   | Russia-2 | 34         | 3         | 4          | 7          | 56         | --        | --       | --        | --        | --        |
| 2001-02           | Krylja Sovetov 2 | Russia-3 | 1          | 0         | 0          | 0          | 0          | --        | --       | --        | --        | --        |
|                   | Krylja Sovetov   | Russia   | 47         | 4         | 16         | 20         | 50         | 3         | 0        | 0         | 0         | 29        |
| 2002-03           | Ottawa           | NHL      | 57         | 3         | 13         | 16         | 40         | 17        | 1        | 1         | 2         | 4         |
| 2003-04           | Ottawa           | NHL      | 19         | 1         | 2          | 3          | 8          | 5         | 0        | 0         | 0         | 6         |
| 2004-05           | Binghamton       | AHL      | 69         | 10        | 35         | 45         | 62         | 6         | 0        | 3         | 3         | 0         |
| 2005-06           | Ottawa           | NHL      | 75         | 4         | 13         | 17         | 53         | 9         | 0        | 4         | 4         | 8         |
| 2006-07           | Ottawa           | NHL      | 78         | 1         | 18         | 19         | 67         | 20        | 2        | 4         | 6         | 24        |
| 2007-08           | Ottawa           | NHL      | 67         | 1         | 14         | 15         | 55         | 4         | 0        | 1         | 1         | 2         |
| 2008-09           | Ottawa           | NHL      | 68         | 2         | 8          | 10         | 36         | --        | --       | --        | --        | --        |
| 2009-10           | Ottawa           | NHL      | 64         | 4         | 10         | 14         | 38         | 6         | 0        | 2         | 2         | 4         |
| 2010-11           | New Jersey       | NHL      | 57         | 0         | 8          | 8          | 36         | --        | --       | --        | --        | --        |
| 2011-12           | New Jersey       | NHL      | 72         | 2         | 9          | 11         | 34         | 24        | 1        | 1         | 2         | 10        |
| 2012-13           | Nizhny Novgorod  | KHL      | 11         | 0         | 1          | 1          | 16         | --        | --       | --        | --        | --        |
|                   | New Jersey       | NHL      | 37         | 1         | 4          | 5          | 37         | --        | --       | --        | --        | --        |
| 2013-14           | New Jersey       | NHL      | 56         | 0         | 8          | 8          | 20         | --        | --       | --        | --        | --        |
| <b>NHL TOTALS</b> |                  |          | <b>650</b> | <b>19</b> | <b>107</b> | <b>126</b> | <b>424</b> | <b>85</b> | <b>4</b> | <b>13</b> | <b>17</b> | <b>58</b> |

## STATISTICAL BREAKDOWN

### Shootouts

| YEAR          | TEAM | PP       | SH       | GW       | S          | %           | +/-       | TF       | FW       | F%          | MIN          | H           | BS          | S        | G        | %           | GDG      |
|---------------|------|----------|----------|----------|------------|-------------|-----------|----------|----------|-------------|--------------|-------------|-------------|----------|----------|-------------|----------|
| 2002-03       | OTT  | 0        | 0        | 0        | 75         | 0.0%        | -4        | 0        | 0        | 0.0%        | 15:30        | --          | --          | --       | --       | --          | --       |
| 2003-04       | OTT  | 0        | 0        | 0        | 15         | 0.0%        | 1         | 0        | 0        | 0.0%        | 13:04        | --          | --          | --       | --       | --          | --       |
| 2005-06       | OTT  | 0        | 0        | 0        | 82         | 0.0%        | 21        | 0        | 0        | 0.0%        | 18:03        | 139         | 189         | 0        | 0        | .000        | 0        |
| 2006-07       | OTT  | 0        | 0        | 0        | 85         | 1.2%        | 37        | 0        | 0        | 0.0%        | 21:16        | 205         | 273         | 0        | 0        | .000        | 0        |
| 2007-08       | OTT  | 0        | 0        | 1        | 71         | 1.4%        | 14        | 0        | 0        | 0.0%        | 20:30        | 153         | 209         | 0        | 0        | .000        | 0        |
| 2008-09       | OTT  | 0        | 0        | 1        | 79         | 2.5%        | -10       | 0        | 0        | 0.0%        | 20:08        | 182         | 180         | 0        | 0        | .000        | 0        |
| 2009-10       | OTT  | 0        | 0        | 0        | 69         | 5.8%        | 2         | 0        | 0        | 0.0%        | 20:41        | 153         | 172         | 0        | 0        | .000        | 0        |
| 2010-11       | N.J. | 0        | 0        | 0        | 65         | 0.0%        | 3         | 0        | 0        | 0.0%        | 18:06        | 125         | 106         | 0        | 0        | .000        | 0        |
| 2011-12       | N.J. | 0        | 0        | 1        | 63         | 3.2%        | 3         | 0        | 0        | 0.0%        | 17:58        | 177         | 125         | 0        | 0        | .000        | 0        |
| 2012-13       | N.J. | 0        | 0        | 0        | 38         | 2.6%        | -1        | 0        | 0        | 0.0%        | 16:03        | 51          | 50          | 0        | 0        | .000        | 0        |
| 2013-14       | N.J. | 0        | 0        | 0        | 42         | 0.0%        | 3         | 0        | 0        | 0.0%        | 16:47        | 129         | 91          | 0        | 0        | .000        | 0        |
| <b>TOTALS</b> |      | <b>0</b> | <b>0</b> | <b>3</b> | <b>684</b> | <b>2.8%</b> | <b>69</b> | <b>0</b> | <b>0</b> | <b>0.0%</b> | <b>18:34</b> | <b>1314</b> | <b>1395</b> | <b>0</b> | <b>0</b> | <b>.000</b> | <b>0</b> |





# SHEA WEBER

**SHEA WEBER**  
(SHAY WEHB-uhr)  
Defense

**SHOOTS:** Right  
**HEIGHT:** 6-4  
**WEIGHT:** 233  
**DOB:** August 14, 1985  
**BIRTHPLACE:** Sicamous,  
British Columbia  
**HOMETOWN:** Sicamous,  
British Columbia

**ACQUIRED**  
**June 22, 2003** - Nashville's  
fourth choice, 49th overall  
(second round), in the 2003  
NHL Entry Draft.

## VERSUS THE NHL

|      | GP | G  | A  | PTS | PIM |
|------|----|----|----|-----|-----|
| ANA  | 28 | 6  | 10 | 16  | 25  |
| ARI  | 32 | 6  | 11 | 17  | 12  |
| BOS  | 8  | 4  | 2  | 6   | 2   |
| BUF  | 8  | 3  | 2  | 5   | 2   |
| CGY  | 29 | 7  | 10 | 17  | 22  |
| CAR  | 9  | 4  | 4  | 8   | 6   |
| CHI  | 49 | 13 | 13 | 26  | 34  |
| COL  | 31 | 6  | 11 | 17  | 19  |
| CBJ  | 43 | 10 | 24 | 34  | 35  |
| DAL  | 31 | 6  | 9  | 15  | 37  |
| DET  | 47 | 10 | 13 | 23  | 43  |
| EDM  | 29 | 9  | 13 | 22  | 24  |
| FLA  | 9  | 3  | 5  | 8   | 2   |
| L.A. | 27 | 6  | 11 | 17  | 14  |
| MIN  | 31 | 6  | 10 | 16  | 27  |
| MTL  | 7  | 4  | 2  | 6   | 2   |
| NSH  | -- | -- | -- | --  | --  |
| N.J. | 9  | 2  | 2  | 4   | 4   |
| NYI  | 7  | 0  | 3  | 3   | 6   |
| NYR  | 7  | 1  | 0  | 1   | 0   |
| OTT  | 8  | 2  | 2  | 4   | 4   |
| PHI  | 7  | 1  | 6  | 7   | 0   |
| PIT  | 7  | 1  | 3  | 4   | 14  |
| STL  | 51 | 4  | 13 | 17  | 43  |
| S.J. | 29 | 5  | 17 | 22  | 21  |
| T.B. | 7  | 1  | 4  | 5   | 5   |
| TOR  | 7  | 1  | 2  | 3   | 2   |
| VAN  | 30 | 4  | 6  | 10  | 52  |
| WSH  | 9  | 3  | 6  | 9   | 8   |
| WPG  | 11 | 3  | 2  | 5   | 4   |

**CAREER NOTES:** A finalist for the Norris Trophy as the NHL's top defenseman in three of the past four seasons (2011, 2012 and 2014)... Two-time Olympic Gold Medalist, having served as an alternate captain for Team Canada in 2014, and being named to the Olympic All-Star Team in 2010... The franchise's all-time leader among defensemen in goals (131) and points (347), and is second in assists (216). Ranked third all-time among all skaters in goals and points, and fourth in assists... Also Nashville's all-time leader in power-play goals (61), second in overtime goals (6) and points (11), and fourth in game-winning goals (21)... Has participated in three consecutive All-Star Games (2009, 2011, 2012)... Has scored 129 goals since the start of the 2006-07 season, most among NHL defensemen... Paces all defensemen on the franchise's playoff games played (43), goals (10), assists (10) and points (20) lists... Was named the fifth captain in franchise history - and first home-grown captain - on July 8, 2010.

**2013-14:** Finished third in Norris Trophy voting... Finished second among defensemen in Hart Trophy voting... Paced NHL defensemen and tied both a career high and the club record for goals by a defenseman (23)... Ranked third among League blueliners, and set a franchise record for points by defenseman (23g-33a-56pts)... Became the 10th player in Predators history and first defenseman to post multiple 20-goal seasons for the club... One of five Predator draftees, and the first defenseman, to post multiple 20-goal seasons for the club... Set a career high and led the team in assists (33)... Led all NHL defensemen and set a career high in power-play goals (12)... Tied a career high, and for fifth among blueliners, in game-winning goals (4)... Led the team, and tied for fourth among NHL blueliners, in power-play points (12g-14a-26pts)... One of three defensemen (Karlsson, Ottawa and Yandle, Phoenix) to lead their team in scoring... Led the team in both blocked shots (career high, 173) and hits (169). The blocked shot total was 10th in the NHL, while the hit total tied for 22nd among defensemen. He is the first player since the NHL started keeping the hits and blocked shots categories annually in 2005-06, to post 20 goals, 150 blocked shots and 150 hits... Ranked fourth in the League, set a career high and led the team in average ice time (26:54)... Played in his 600th career NHL game on March 28 at Dallas, making him the third player in franchise history to hit the mark... Nashville went 17-1-2 when he scored... Served as an alternate captain for Canada at the 2014 Olympics, helping the nation win its second consecutive Olympic Gold while tying for second among tournament defensemen in points (3g-3a) and ranking third in goals... Tied for seventh among all skaters

during the Olympic tournament in plus/minus rating (+5).

**2012-13:** Led the team - and tied for 10th among NHL defensemen - in points (9g-19a-28pts)... One of two defensemen (Keith Yandle, Phoenix) to lead his team in scoring... Tied for fifth in goals among NHL defensemen... Paced the team in assists, and tied for second in power-play goals (3)... Finished fourth in the League in total ice time (1,244:14) and sixth in average time on ice (25:55)... Led the team and ranked fourth among defensemen in shots on goal (124)... One of three Preds to play in all 48 games... One of only two NHL defensemen to rank among the Top 15 at the position in points, hits (7-13th, 112) and average ice time... Paced the team, and tied for 26th in the NHL, in blocked shots (90)... Moved into sole possession of third place on the franchise's all-time goals list in the season finale on April 27 at Columbus.

**2011-12:** Finished second in voting for the Norris Trophy for the second consecutive season, losing by 12-or-fewer votes for the second straight year (Ottawa's Erik Karlsson: 1,069, Weber: 1,057)... Received the 13th-most votes for the Hart Trophy... Tied for first among NHL defensemen in goals (19)... Led all blueliners in power-play goals (10)... Ranked sixth among NHL defensemen in points (49)... The only NHL defenseman to score multiple shorthanded goals (2), doubling his career output... Ranked among the NHL's Top 10 defensemen in shots (third, 230), average time on ice (fifth, 26:09) and power-play points (tied for sixth, 22)... Posted a career high in plus/minus rating (+21), the second-highest total in franchise history and tied for seventh among d-men... The NHL's only defenseman to post at least 40 points, a +20 rating and average more than 25:00 per game... Led the team in hits (170) and ranked second in blocked shots (140)... Participated in the 2012 NHL All-Star Game... Registered a shot of 106.0 mph in the Hardest Shot Contest during All-Star Weekend, finishing second to Zdeno Chara for the third consecutive time. **PLAYOFFS:** Ranked fourth in the postseason in average ice time (28:26)... Scored goals in back-to-back games of the WCQ vs. Detroit (Games Two and Three).

**2010-11:** 2011 Norris Trophy runner-up in what was the closest race for first place (Nicklas Lidstrom: 736, Weber: 727) since 1996 (Chicago's Chris Chelios: 408, Boston's Ray Bourque, 403)... A 2010-11 NHL First-Team All-Star, the first Predator named to the First All-Star Team... Tied for fourth among NHL defensemen in goals (16) and 10th in points (48)... Tied for third on the team in points and ranked third in assists (32)... Ranked third among League blueliners in shots



(254)... Had the sixth-most hits among NHL d-men with a career high (211)... Played in all 82 games for the first time in his career, logging the third-most minutes in the League (2,076:09)... Made his second straight All-Star Game appearance in 2011, forming a pairing with Lidstrom to post a +6 rating and four assists, becoming just the second defenseman in All-Star Game history to amass four helpers (Bourque, 1985). **PLAYOFFS:** Set franchise records for goals (3) and points (5) by a defenseman in a playoff series during the WCQ vs. Anaheim... Ranked fourth in among all NHL skaters in average ice time (27:58)... Scored the first goal of the WCQ in Game One, and forced overtime in Nashville's eventual Game Five victory with a goal at 19:24 of the third frame... Played a game-high 42:12 in Nashville's double-OT victory in Game Four of the WCS at Vancouver.

**2009-10:** Tied for second among NHL defensemen in goals (16)... Also tied for fourth among League blueliners in power-play goals (7) and tied for fifth at the position in game-winning goals (3)... Finished seventh in voting for both the Norris Trophy and the NHL All-Star Teams... Paced the team in power-play points (7g-13a-20pts)... Led the team in hits (165)... Won a gold medal with Team Canada at the 2010 Vancouver Olympics... Named to the Olympic All-Star Team after tying for second among all defensemen in points (2g-4a) and ranking second on the team in average ice time (20:37)... Posted a point in Canada's first six games of the tournament, and was one of just four d-men to register multiple goals in the tournament. **PLAYOFFS:** Led the team in average ice time (24:26), blocked shots (14), and tied for the team lead in hits (18).

**2008-09:** Set a franchise record for goals by a defenseman and tied for second among NHL blueliners in goals with a career high (23)... Tied for eighth among NHL defensemen in points (23g-30a-53pts)... Ranked eighth among league blueliners in hits (192)... The NHL's only player to finish in the Top 10 among defensemen in both hits and points... Finished fourth in voting for the Norris Trophy and fifth in NHL All-Star Team voting... Led the team in power-play goals (10), and tied for second in game-winning goals (4), both career highs... Ranked second on the club in average ice time (23:58)... Finished second on the club in goals, and penalty minutes with a career high (80)... Played in his first career All-Star Game and led the Western Conference in ice time (22:16) while playing on a defensive pairing with Anaheim's Scott Niedermayer... His second try in the Hardest Shot Competition during All-Star Saturday's Skills Competition registered 103.4 mph, good for second to Boston's Zdeno Chara... Named the NHL's Third Star of the Month of October after leading all NHL defensemen in scoring (4g-7a-11pts)... Earned a silver medal with Canada at the 2009 World Championship in Switzerland... Named Best Defenseman of the World Championship by the directorate, Canada's top player by the tournament's coaches, and a Media All-Star... Led all defensemen and tied for third in tournament scoring (4g-8a-12pts)... Tied for the tournament lead among blueliners, and tied for fourth overall, in assists... Also ranked second among d-men in goals and finished third overall in power-play tallies (4)... Paced Team Canada in average ice time (24:02).

**2007-08:** Collected his first overtime goal/point on Feb. 16 vs. St. Louis... Missed 28 of the season's first 44 games due to injury. **PLAYOFFS:** Tied for the team lead in points (1g-3a).

**2006-07:** Led Nashville d-men in goals (17) and ranked second in rearguard scoring (40)... Led the team in hits (165)... Was one of six NHL defensemen with 17 or more goals... Notched two assists and a +3 rating in the 2007 NHL Young-Stars Game on Jan. 24 in Dallas... Won a gold medal with Canada at the 2007 World Championship in Russia and led his team in penalty minutes (31). **PLAYOFFS:** Tied for the team lead in assists (3) and shots (14)... Recorded two assists in Game One of the WCQ vs. Detroit.

**2005-06:** Ranked 11th among NHL rookies with a +8 rating... Scored his first NHL goal and registered his first career multi-point game (1g-1a) at St. Louis on April 6... Opened the season with Milwaukee (AHL) and was recalled three times (Jan. 6-7, Jan. 13-20 and Feb. 6-May 1)... In 46 games with Milwaukee, he led club defensemen in goals (12) and power-play goals (9)... Led Milwaukee d-men in goals and points (6g-5a-11pts), and ranked second overall on the club in power-play goals (5) in the playoffs. **PLAYOFFS:** Scored his first career playoff goal in his first playoff game (April 21), becoming the first rookie in franchise history to tally in the postseason... Tied for second among NHL rookie blueliners, and tied for the team lead, with two goals in the postseason.

**AMATEUR:** Named runner-up for the WHL's 2004-05 Bill Hunter Memorial Trophy (defenseman of the year) and was named to the 2004-05 WHL West First All-Star Team... Named WHL Playoff MVP in 2005 after helping Kelowna capture its second championship in three years and clinch its third entry into the Memorial Cup in as many years... Won a gold medal with Canada at the 2005 World Junior Championship... Helped Kelowna capture the CHL Memorial Cup in 2004 and was named to the tournament All-Star team... Led Kelowna and WHL defensemen in points (3g-14a-17pts) and assists in the 2004 WHL playoffs... Named to the WHL West Second All-Star Team in 2003-04 after leading the Rockets and tying for 11th in the WHL with a +23 rating... A member of the 2003 WHL Champion Kelowna Rockets.

**BACKGROUND:** Nickname: "Webs"... Favorites include Slapshot (movie), Dexter (TV show), Dierks Bentley (musician), Caffe Nonna (Nashville restaurant) and the Toronto Blue Jays (favorite sports team growing up)... Rob Blake was his favorite player growing up... Lists winning Olympic Gold in 2010 as his top hockey accomplishment... Helps put on the Sicamous Shootout each July, a golf tournament to benefit the B.C. Cancer Society... Would like to someday own and operate a restaurant... Enjoys Nashville for its small-town feel, friendly people and great hockey fans... Has two Great Dane/Bull Mastiff mixes: Dug and Rod... Wife: Bailey, Son: Beckett.

**TRANSACTIONS:** June 22, 2003 - Nashville's fourth choice, 49th overall (second round), in the 2003 NHL Entry Draft.



# SHEA WEBER



## STATISTICAL BREAKDOWN

### Shootouts

| YEAR          | TEAM | PP        | SH       | GW        | S           | %           | +/-       | TF       | FW       | F%          | MIN          | H           | BS         | S        | G        | S%          | GDG      |
|---------------|------|-----------|----------|-----------|-------------|-------------|-----------|----------|----------|-------------|--------------|-------------|------------|----------|----------|-------------|----------|
| 2005-06       | NSH  | 2         | 0        | 1         | 46          | 4.3%        | 8         | 0        | 0        | 0.0%        | 17:00        | 54          | 38         | 0        | 0        | .000        | 0        |
| 2006-07       | NSH  | 6         | 0        | 2         | 152         | 11.2%       | 13        | 0        | 0        | 0.0%        | 19:23        | 165         | 77         | 0        | 0        | .000        | 0        |
| 2007-08       | NSH  | 5         | 0        | 2         | 152         | 3.9%        | -6        | 0        | 0        | 0.0%        | 19:29        | 115         | 44         | 0        | 0        | .000        | 0        |
| 2008-09       | NSH  | 10        | 1        | 4         | 251         | 9.2%        | 1         | 0        | 0        | 0.0%        | 23:58        | 192         | 95         | 0        | 0        | .000        | 0        |
| 2009-10       | NSH  | 7         | 0        | 3         | 222         | 7.2%        | 0         | 0        | 0        | 0.0%        | 23:10        | 165         | 106        | 1        | 0        | .000        | 0        |
| 2010-11       | NSH  | 6         | 1        | 3         | 254         | 6.3%        | 7         | 0        | 0        | 0.0%        | 25:19        | 211         | 113        | 0        | 0        | .000        | 0        |
| 2011-12       | NSH  | 10        | 2        | 1         | 230         | 8.3%        | 21        | 0        | 0        | 0.0%        | 26:09        | 177         | 140        | 0        | 0        | .000        | 0        |
| 2012-13       | NSH  | 3         | 0        | 1         | 124         | 7.3%        | -2        | 0        | 0        | 0.0%        | 25:55        | 112         | 90         | 0        | 0        | .000        | 0        |
| 2013-14       | NSH  | 12        | 0        | 4         | 195         | 11.8%       | -2        | 0        | 0        | 0.0%        | 26:54        | 169         | 173        | 0        | 0        | .000        | 0        |
| <b>TOTALS</b> |      | <b>61</b> | <b>4</b> | <b>21</b> | <b>1626</b> | <b>8.1%</b> | <b>40</b> | <b>0</b> | <b>0</b> | <b>0.0%</b> | <b>23:33</b> | <b>1360</b> | <b>876</b> | <b>1</b> | <b>0</b> | <b>.000</b> | <b>0</b> |





## INTERNATIONAL RECORD

Canada

| Year | Event    | GP | G | A | PTS | PIM |
|------|----------|----|---|---|-----|-----|
| 2005 | WJC      | 6  | 0 | 0 | 0   | 10  |
| 2007 | WC       | 6  | 1 | 1 | 2   | 31  |
| 2009 | WC       | 9  | 4 | 8 | 12  | 6   |
| 2010 | Olympics | 7  | 2 | 4 | 6   | 2   |
| 2014 | Olympics | 6  | 3 | 3 | 6   | 0   |

## CAREER RECORD

| SEASON               | CLUB      | LEAGUE | Regular Season |     |     |     |     | Playoffs |    |    |     |     |
|----------------------|-----------|--------|----------------|-----|-----|-----|-----|----------|----|----|-----|-----|
|                      |           |        | GP             | G   | A   | PTS | PIM | GP       | G  | A  | PTS | PIM |
| 2001-02              | Sicamous  | KIJHL  | 47             | 9   | 33  | 42  | 87  | --       | -- | -- | --  | --  |
|                      | Kelowna   | WHL    | 5              | 0   | 0   | 0   | 0   | --       | -- | -- | --  | --  |
| 2002-03              | Kelowna   | WHL    | 70             | 2   | 16  | 18  | 167 | 19       | 1  | 4  | 5   | 26  |
| 2003-04              | Kelowna   | WHL    | 60             | 12  | 20  | 32  | 126 | 17       | 3  | 14 | 17  | 16  |
| 2004-05              | Kelowna   | WHL    | 55             | 12  | 29  | 41  | 95  | 18       | 9  | 8  | 17  | 25  |
|                      | Milwaukee | AHL    | 46             | 12  | 15  | 27  | 49  | 14       | 6  | 5  | 11  | 16  |
| 2005-06              | Nashville | NHL    | 28             | 2   | 8   | 10  | 42  | 4        | 2  | 0  | 2   | 8   |
| 2006-07              | Nashville | NHL    | 79             | 17  | 23  | 40  | 60  | 5        | 0  | 3  | 3   | 2   |
| 2007-08              | Nashville | NHL    | 54             | 6   | 14  | 20  | 49  | 6        | 1  | 3  | 4   | 6   |
| 2008-09              | Nashville | NHL    | 81             | 23  | 30  | 53  | 80  | --       | -- | -- | --  | --  |
| 2009-10              | Nashville | NHL    | 78             | 16  | 27  | 43  | 36  | 6        | 2  | 1  | 3   | 4   |
| 2010-11              | Nashville | NHL    | 82             | 16  | 32  | 48  | 56  | 12       | 3  | 2  | 5   | 8   |
| 2011-12              | Nashville | NHL    | 78             | 19  | 30  | 49  | 46  | 10       | 2  | 1  | 3   | 9   |
| 2012-13              | Nashville | NHL    | 48             | 9   | 19  | 28  | 48  | --       | -- | -- | --  | --  |
| 2013-14              | Nashville | NHL    | 79             | 23  | 33  | 56  | 52  | --       | -- | -- | --  | --  |
| NHL/PREDATORS TOTALS |           |        | 607            | 131 | 216 | 347 | 469 | 43       | 10 | 10 | 20  | 37  |

## CAREER HIGHLIGHTS

### MOST GOALS, GAME:

2 - 12 times, last March 27, 2014 vs. Buffalo

### MOST ASSISTS, GAME:

3 - four times, last March 8, 2013 vs. Edmonton

### MOST POINTS, GAME:

4 - (1g-3a) Oct. 18, 2008 vs. Columbus

### MOST PIM, GAME:

15 - twice, last March 12, 2013 at Dallas

### MOST SHOTS, GAME:

10 - twice, last Jan. 2, 2010 vs. Anaheim

### LONGEST GOAL-SCORING STREAK:

3 - (3g) Feb. 16-19, 2013

### LONGEST ASSIST STREAK:

4 - five times, last (4a) March 30-April 8, 2014

### LONGEST POINT-SCORING STREAK:

9 - (3g-10a) Dec. 31, 2010-Jan. 16, 2011

### CAREER HAT TRICKS:

None

### CAREER PENALTY SHOTS:

None

### CAREER OVERTIME POINTS:

11 (6g-5a)

### FIRST NHL GAME:

Jan. 6, 2006 vs. Detroit

### FIRST NHL GOAL:

April 6, 2006 at St. Louis (Reinhard Divis)

### FIRST GAME AS A PREDATOR:

Jan. 6, 2006 vs. Detroit

### FIRST GOAL AS A PREDATOR:

April 6, 2006 at St. Louis (Reinhard Divis)





# COLIN WILSON

**COLIN WILSON**  
(KAH-lihn WIHL-suhn)  
Center

**SHOOTS:** Left  
**HEIGHT:** 6-1  
**WEIGHT:** 218  
**DOB:** October 20, 1989  
**BIRTHPLACE:** Greenwich, Connecticut  
**HOMETOWN:** Winnipeg, Manitoba

**ACQUIRED**  
**June 20, 2008** - Nashville's first choice, seventh overall (first round), in 2008 Entry Draft.

## VERSUS THE NHL

|      | GP | G  | A  | PTS | PIM |
|------|----|----|----|-----|-----|
| ANA  | 14 | 3  | 4  | 7   | 0   |
| ARI  | 15 | 1  | 5  | 6   | 2   |
| BOS  | 5  | 2  | 1  | 3   | 0   |
| BUF  | 4  | 1  | 4  | 5   | 2   |
| CGY  | 10 | 1  | 1  | 2   | 2   |
| CAR  | 6  | 1  | 1  | 2   | 0   |
| CHI  | 19 | 4  | 1  | 5   | 2   |
| COL  | 12 | 5  | 4  | 9   | 0   |
| CBJ  | 16 | 3  | 5  | 8   | 0   |
| DAL  | 15 | 4  | 6  | 10  | 2   |
| DET  | 18 | 4  | 5  | 9   | 4   |
| EDM  | 13 | 3  | 2  | 5   | 0   |
| FLA  | 6  | 1  | 3  | 4   | 0   |
| L.A. | 16 | 4  | 4  | 8   | 0   |
| MIN  | 17 | 2  | 4  | 6   | 8   |
| MTL  | 4  | 0  | 1  | 1   | 0   |
| NSH  | -- | -- | -- | --  | --  |
| N.J. | 5  | 1  | 2  | 3   | 4   |
| NYI  | 5  | 0  | 2  | 2   | 2   |
| NYR  | 5  | 2  | 0  | 2   | 2   |
| OTT  | 5  | 0  | 2  | 2   | 0   |
| PHI  | 6  | 1  | 1  | 2   | 2   |
| PIT  | 4  | 0  | 1  | 1   | 5   |
| STL  | 22 | 3  | 5  | 8   | 7   |
| S.J. | 15 | 4  | 6  | 10  | 4   |
| T.B. | 3  | 1  | 0  | 1   | 0   |
| TOR  | 4  | 0  | 2  | 2   | 0   |
| VAN  | 13 | 3  | 4  | 7   | 13  |
| WSH  | 6  | 1  | 1  | 2   | 0   |
| WPG  | 8  | 2  | 2  | 4   | 9   |

**2013-14:** Led the team in games played (81)... Set career highs in assists (22), hits (49) and blocked shots (35), and tied a career high in penalty minutes (21)... Recorded his fifth overtime point (2g-3a) with an assist on Shea Weber's goal on Jan. 31 vs. New Jersey, moving him into eighth on the franchise's all-time OT points list... Notched his second career four-point outing (2g-2a) on Nov. 6 at Colorado.

**2012-13:** Was leading the team in points (7g-12a-19pts, 25gp) when he sustained a season-ending shoulder injury on March 9 vs. Minnesota, causing him to miss the final 23 games of the season... Posted 18 points (6g-12a) in 18 games from Feb. 1 until the time of his injury. This included a career-long five-game point streak (2g-5a) from Feb. 12-19... Set career highs in shooting percentage (26.9) and average ice time (16:34)... Posted the first four-point (2g-2a) outing of his career on March 8 vs. Edmonton. His first point (assist) was the 100th of his career, making him the 11th Predators draft pick to reach the century mark in points for the club... Appeared in his 200th career game on Feb. 16 vs. Anaheim.

**2011-12:** Set a career high in points (35)... Tied for second on the team in game-winning goals (5), and fourth on the club in power-play goals (5), both career highs... Set a career high in shots (114)... Notched his first career overtime goal on Dec. 6 at Columbus. **PLAYOFFS:** Dressed in Nashville's final four games of the postseason, scoring his first career playoff goal in Game Five of the WCS vs. Phoenix.

**2010-11:** One of three players to suit up for all 82 of Nashville's games... Tied for fifth on the team in goals (16), doubling his rookie output... Ranked fourth on the team in shooting percentage (15.8). **PLAYOFFS:** Dressed for three of the club's six WCS games vs. Vancouver.

**2009-10:** Started the season with Nashville (1g-1a-2pts, 10gp), then appeared in Nashville's final 25 regular-season games (7g-6a-13pts)... Scored his first career NHL goal on Oct. 21 at Boston and followed it up with his first career assist the following night at Ottawa... Became the fourth teenage player (19 years, 357 days) in franchise history upon making his NHL debut on Oct. 12 vs. Edmonton... Named AHL Rookie of the Month for January after amassing 20 points (7g-13a) in 17 games during the month. **PLAYOFFS:** Appeared in all six of the club's playoff games, posting his first career playoff point/assist in Game Six of the WCQ vs. Chicago.

**AMATEUR:** The 2009 USA Hockey College Player of the Year, and the Inside College Hockey 2009 Player of the Year ... One of three Hobey Baker "Hat Trick" Finalists in 2008-09 after finishing second in the nation in both points (55) and assists (38)... Helped BU win the 2009 NCAA National Championship... Named to the 2009 Frozen Four All-Tournament Team after posting five points (2g-3a) in four NCAA Tournament games... A 2009 First-Team East All-America selection and First-Team All-Hockey East... 2009 Hockey East Scoring Champion... Named Team USA's Most Outstanding Player at the 2009 World Junior Championship after tying for eighth in the tournament in points (3g-6a-9pts, 6gp)... The lone college player on Team USA at the 2009 World Championship... Became the fifth player in Boston University history to be named Hockey East Rookie of the Year in 2007-08 after posting 35 points (13g-22a) in 37 games... Tied for the goal-scoring lead at 2008 World Junior Championship and ranked second on Team USA in points... Played in both the 2006 and 2007 Under-18 World Championship, winning a gold medal in 2006 and tying for the tournament scoring lead (5g-7a), while leading Team USA to a silver medal, in 2007... Led the U.S. Under-18 National Team Development Program in assists (45) in 2006-07.

**BACKGROUND:** Nickname: "Willy"... His dad, Carey, played 12 seasons in the NHL for Calgary, Hartford and N.Y. Rangers... His grandfather, Gerry, had a brief stint in the NHL with the Montreal Canadiens and later was the Winnipeg Jets team doctor. He is also known for pioneering the arrival of European hockey players in North America... Jaromir Jagr was his favorite player growing up, and St. Louis defenseman Kevin Shattenkirk and Toronto forward James van Riemsdyk are his closest friends in the sport... Works closely with Kids on the Block's Anti-Bullying Campaign in Nashville... Favorites include Ellie Goulding, Steve Angello and Of Monsters and Men (musicians), BrickTops (Nashville restaurant) and My Week with Marilyn (movie)... Would consider a walrus his spirit animal and Twinkies his guilty pleasure... Has a Golden Retriever named Gatsby.

**TRANSACTIONS:** **June 20, 2008** - Nashville's first choice, seventh overall (first round), in 2008 Entry Draft.



## CAREER HIGHLIGHTS

|   |  |
|---|--|
| <b>MOST GOALS, GAME:</b><br>2 - six times, last April 4, 2014 at Anaheim              | <b>CAREER HAT TRICKS:</b><br>None  |
| <b>MOST ASSISTS, GAME:</b><br>3 - Feb. 5, 2013 at St. Louis                           | <b>CAREER PENALTY SHOTS:</b><br>None                                     |
| <b>MOST POINTS, GAME:</b><br>4 - twice, last (2g-2a) Nov. 6, 2013 at Colorado         | <b>CAREER OVERTIME POINTS:</b><br>5 (2g-3a)                              |
| <b>MOST PIM, GAME:</b><br>9 - Oct. 20, 2011 at Vancouver                              | <b>FIRST NHL GAME:</b><br>Oct. 12, 2009 vs. Edmonton                     |
| <b>MOST SHOTS, GAME:</b><br>6 - three times, last Feb. 8, 2014 vs. Anaheim            | <b>FIRST NHL GOAL:</b><br>Oct. 21, 2009 at Boston (Tim Thomas)           |
| <b>LONGEST GOAL-SCORING STREAK:</b><br>2 - five times, last (2g) Nov. 30-Dec. 3, 2013 | <b>FIRST GAME AS A PREDATOR:</b><br>Oct. 12, 2009 vs. Edmonton           |
| <b>LONGEST ASSIST STREAK:</b><br>4 - (5a) Feb. 14-19, 2013                            | <b>FIRST GOAL AS A PREDATOR:</b><br>Oct. 21, 2009 at Boston (Tim Thomas) |
| <b>LONGEST POINT-SCORING STREAK:</b><br>5 - (2g-5a) Feb. 12-19, 2013                  |  |

## INTERNATIONAL RECORD

United States

| Year | Event   | GP | G | A | PTS | PIM |
|------|---------|----|---|---|-----|-----|
| 2006 | U-18 WC | 6  | 0 | 1 | 1   | 8   |
| 2007 | U-18 WC | 7  | 5 | 7 | 12  | 4   |
| 2008 | WJC     | 6  | 6 | 1 | 7   | 4   |
| 2009 | WJC     | 6  | 3 | 6 | 9   | 4   |
|      | WC      | 9  | 0 | 2 | 2   | 2   |

## CAREER RECORD

| SEASON               | CLUB      | LEAGUE | Regular Season |    |    |     |     | Playoffs |    |    |     |     |
|----------------------|-----------|--------|----------------|----|----|-----|-----|----------|----|----|-----|-----|
|                      |           |        | GP             | G  | A  | PTS | PIM | GP       | G  | A  | PTS | PIM |
| 2005-06              | USNTDP    | U-17   | 15             | 9  | 7  | 16  | 2   | --       | -- | -- | --  | --  |
|                      | USNTDP    | U-18   | 16             | 2  | 4  | 6   | 8   | --       | -- | -- | --  | --  |
|                      | USNTDP    | NAHL   | 34             | 10 | 11 | 21  | 10  | 2        | 0  | 0  | 0   | 2   |
| 2006-07              | USNTDP    | U-18   | 58             | 32 | 45 | 77  | 53  | --       | -- | -- | --  | --  |
| 2007-08              | Boston U. | H-East | 37             | 12 | 23 | 35  | 22  | --       | -- | -- | --  | --  |
| 2008-09              | Boston U. | H-East | 43             | 17 | 38 | 55  | 52  | --       | -- | -- | --  | --  |
| 2009-10              | Milwaukee | AHL    | 40             | 13 | 21 | 34  | 19  | --       | -- | -- | --  | --  |
|                      | Nashville | NHL    | 35             | 8  | 7  | 15  | 7   | 6        | 0  | 1  | 1   | 0   |
| 2010-11              | Nashville | NHL    | 82             | 16 | 18 | 34  | 17  | 3        | 0  | 0  | 0   | 0   |
| 2011-12              | Nashville | NHL    | 68             | 15 | 20 | 35  | 21  | 4        | 1  | 0  | 1   | 0   |
| 2012-13              | Nashville | NHL    | 25             | 7  | 12 | 19  | 4   | --       | -- | -- | --  | --  |
| 2013-14              | Nashville | NHL    | 81             | 11 | 22 | 33  | 21  | --       | -- | -- | --  | --  |
| NHL/PREDATORS TOTALS |           |        | 291            | 57 | 79 | 136 | 70  | 13       | 1  | 1  | 2   | 0   |

## STATISTICAL BREAKDOWN

| YEAR    | TEAM | PP | SH | GW | S   | %     | +/- | TF  | FW  | F%    | MIN   | H   | BS  | Shootouts |   |      |     |
|---------|------|----|----|----|-----|-------|-----|-----|-----|-------|-------|-----|-----|-----------|---|------|-----|
|         |      |    |    |    |     |       |     |     |     |       |       |     |     | S         | G | S%   | GDG |
| 2009-10 | NSH  | 1  | 0  | 3  | 58  | 13.8% | -2  | 124 | 62  | 50.0% | 15:09 | 21  | 11  | 1         | 0 | .000 | 0   |
| 2010-11 | NSH  | 2  | 0  | 2  | 101 | 15.8% | 9   | 228 | 108 | 47.4% | 13:17 | 38  | 24  | 0         | 0 | .000 | 0   |
| 2011-12 | NSH  | 5  | 0  | 5  | 114 | 13.2% | 5   | 77  | 39  | 50.6% | 16:07 | 43  | 21  | 3         | 1 | .333 | 1   |
| 2012-13 | NSH  | 2  | 0  | 1  | 26  | 26.9% | 1   | 21  | 8   | 38.1% | 16:34 | 10  | 13  | 2         | 0 | .000 | 0   |
| 2013-14 | NSH  | 2  | 0  | 3  | 112 | 9.8%  | -1  | 343 | 166 | 48.4% | 15:12 | 49  | 35  | 1         | 0 | .000 | 0   |
| TOTALS  |      | 12 | 0  | 14 | 411 | 13.9% | 12  | 429 | 383 | 89.3% | 14:59 | 161 | 104 | 7         | 1 | .143 | 1   |




# PLAYERS IN THE SYSTEM

Amateur

European Pro/Amateur

Professional



**LEFT WING**

**PONTUS  
ABERG**

(PAW-n-tuhs AW-buhr-g)

Shoots right. • 6-0, 194 lbs.

Born, Stockholm, Sweden, September 23, 1993.

(Nashville's first choice, 37th overall (second round), in the 2012 Entry Draft).

**CAREER NOTES:** Expected to play his first season in North America in 2014-15... Helped Farjestad advance to the 2014 SHL Final, earning a silver medal... Ranked second on Farjestad in goals (13) and points (31) in 2013-14... Tied for 21st in SHL goals (15), power-play points (5g-8a-13pts) and power-play goals in 2013-14... Participated in the 2014 AHL All-Star Classic... Led all Swedish second division (Allsvenskan) junior players, and ranked 13th among all skaters, in points in 2012-13 (12g-28a-40pts)... Led all Allsvenskan junior players, and tied for eighth in league assists, and ranked fourth among junior players in goals in 2012-13... A finalist for the 2012 Swedish Elite League (Elitserien) Rookie of the Year with Djurgarden after ranking second among league junior players in goals (8) and points (15), and tying for third in assists (7) in 2011-12... Played for Djurgarden's junior and under-18 teams during their 2011 playoff runs, helping the junior squad to a bronze-medal finish, and the under-18 squad to a spot the league final and a silver medal... Tied for first in goals (22), and ranked second in points (39) in the first-half (J18 Elit) of the 2009-10 under-18 season... Tied for first in shorthanded goals (2), tied for third in power-play goals (5), tied for fourth in assists (17) and tied for ninth in plus/minus rating (+22) in 2009-10 J18 Elit play... Tied for third in assists (16) and for fifth in points (23) during 2009-10 J18 Allsvenskan play, which runs from January to March... Helped Djurgarden advance to the 2010 J18 Allsvenskan final, earning a silver medal and being named best forward of the postseason after posting 11 points (4g-7a) in five games... Posted two goals in six games for Team Sweden at the 2010 World Under-17 Hockey Challenge, helping it to a bronze medal... Tied for third in goals (9) and for fifth in points (14) in 2008-09 Swedish under-16 league play, helping Djurgarden claim the gold medal... On Twitter @PontusAberg.

| SEASON  | CLUB            | LEAGUE     | REGULAR SEASON |    |    |     |     | PLAYOFFS |    |    |     |     |
|---------|-----------------|------------|----------------|----|----|-----|-----|----------|----|----|-----|-----|
|         |                 |            | GP             | G  | A  | PTS | PIM | GP       | G  | A  | PTS | PIM |
| 2009-10 | Djurgarden U-18 | Sweden-U18 | 36             | 29 | 33 | 62  | 24  | 5        | 4  | 7  | 11  | 4   |
|         | Djurgarden Jr.  | Sweden Jr. | 11             | 0  | 1  | 1   | 4   | --       | -- | -- | --  | --  |
| 2010-11 | Djurgarden Jr.  | Sweden Jr. | 41             | 13 | 17 | 30  | 16  | 4        | 2  | 3  | 5   | 2   |
|         | Djurgarden U-18 | Sweden-U18 | 8              | 11 | 7  | 18  | 27  | 3        | 0  | 2  | 2   | 2   |
| 2011-12 | Djurgarden      | Sweden     | 1              | 0  | 0  | 0   | 0   | --       | -- | -- | --  | --  |
|         | Djurgarden Jr.  | Sweden Jr. | 47             | 8  | 7  | 15  | 6   | 7        | 1  | 0  | 1   | 0   |
| 2012-13 | Djurgarden Jr.  | Sweden Jr. | 6              | 4  | 2  | 6   | 0   | 1        | 1  | 0  | 1   | 0   |
|         | Djurgarden      | Sweden     | 52             | 12 | 28 | 40  | 6   | 3        | 1  | 4  | 2   |     |
| 2013-14 | Djurgarden Jr.  | Sweden Jr. | 3              | 1  | 3  | 4   | 2   | 1        | 0  | 0  | 0   | 0   |
|         | Farjestads BK   | SHL        | 52             | 15 | 16 | 31  | 41  | 13       | 2  | 2  | 4   | 4   |



**DEFENSE**

**Johan  
ALM**

(YOH-han AHLM)


Shoots left. • 6-3, 199 lbs.

Born, Skelleftea, Sweden, January 28, 1992.

(Signed as a free agent on May 28, 2014).

**CAREER NOTES:** Expected to play his first season in North America in 2014-15... Won a second consecutive Swedish Hockey League title in 2013-14 with Skelleftea... Tied for fifth on the 2013-14 Skelleftea squad in plus/minus rating (+16) despite missing 25 games due to injury... Ranked fourth among all skaters in the 2014 SHL Playoffs in plus/minus rating (+9)... Ranked second on the team in penalty minutes (24) during the 2014 postseason... Helped Skelleftea win the Swedish Elite League title in 2012-13 after back-to-back losses in the final the previous two seasons... Spent his first full season at Sweden's top level in 2012-13, tying for the Skelleftea team lead among blueliners in goals (3)... Reached the Swedish Elite League Final and earned a silver medal for the second consecutive season with Skelleftea in 2011-12... Rejoined the Skelleftea organization for the 2010-11 campaign, reaching the league final with both the junior team and the Elite League team, earning silver medals with both... Ranked second among defensemen on the 2010-11 Skelleftea Juniors in assists (13) despite playing just 22 games... Earned a bronze medal with Frolunda's under-18 team and made his Swedish Elite League debut with the Indian's senior team in his lone season with the organization in 2009-10... Played in all six games for Sweden at the Under-18 World Championship, helping his nation to a silver medal... Helped Skelleftea Under-18 advance to the league final and earn a silver medal in 2009... Split time between Skelleftea's Under-18 and Junior teams from 2006-09, where he was teammates with current NHLers Adam Larsson, Tim Erikson and David Rundblad.

| SEASON  | CLUB            | LEAGUE     | REGULAR SEASON |   |    |     |     | PLAYOFFS |    |    |     |     |
|---------|-----------------|------------|----------------|---|----|-----|-----|----------|----|----|-----|-----|
|         |                 |            | GP             | G | A  | PTS | PIM | GP       | G  | A  | PTS | PIM |
| 2008-09 | Skelleftea U-18 | Sweden-U16 | 8              | 2 | 3  | 5   | 0   | 4        | 0  | 0  | 0   | 12  |
|         | Skelleftea Jr.  | Sweden Jr. | 27             | 1 | 1  | 2   | 10  | 6        | 0  | 1  | 1   | 0   |
| 2009-10 | Frolunda U-18   | Sweden-U18 | 5              | 1 | 0  | 1   | 16  | 6        | 0  | 0  | 0   | 4   |
|         | Frolunda Jr.    | Sweden Jr. | 37             | 1 | 10 | 11  | 14  | 3        | 0  | 0  | 0   | 0   |
| 2010-11 | Frolunda        | Sweden     | 2              | 0 | 0  | 0   | 0   | --       | -- | -- | --  | --  |
|         | Skelleftea Jr.  | Sweden Jr. | 22             | 3 | 13 | 16  | 34  | 5        | 0  | 0  | 0   | 4   |
| 2011-12 | Skelleftea      | Sweden     | 12             | 0 | 1  | 1   | 4   | 3        | 0  | 0  | 0   | 0   |
|         | Pitea           | Sweden-3   | 1              | 0 | 0  | 0   | 2   | --       | -- | -- | --  | --  |
| 2012-13 | Skelleftea Jr.  | Sweden Jr. | 10             | 2 | 2  | 4   | 6   | 7        | 1  | 0  | 1   | 0   |
|         | Skelleftea      | Sweden     | 36             | 0 | 6  | 6   | 12  | 18       | 0  | 4  | 4   | 14  |
| 2013-14 | Vasteras        | Sweden-2   | 14             | 0 | 2  | 2   | 8   | 6        | 3  | 1  | 4   | 2   |
|         | Skelleftea      | Sweden     | 55             | 3 | 5  | 8   | 42  | 6        | 0  | 3  | 3   | 8   |
| 2013-14 | Skelleftea      | SHL        | 30             | 1 | 6  | 7   | 14  | 11       | 0  | 3  | 3   | 24  |




**TAYLOR ARONSON**  
(TAY-luhr AHHR-uhn-suhn)

Shoots right. • 6-1, 196 lbs.  
Born, Placentia, Calif., December 30, 1991.  
(Nashville's second choice, 78th overall (third round), in the 2010 Entry Draft).

**DEFENSE**

**CAREER NOTES:** Helped the Cincinnati Cyclones (ECHL) reach the 2014 Kelly Cup Final... Tied for third among ECHL defensemen in assists (32) and ranked seventh among league blueliners in points (38) during the 2013-14 season... Tied for fourth among all ECHL skaters in plus/minus rating (+28) in 2013-14, his third professional season... Ranked sixth among defensemen during the 2014 ECHL Playoffs in assists (7), and tied for eighth in points (7a)... Ranked third on Cincinnati in plus/minus rating in 2012-13 (+14)... Ranked eighth among Western Hockey League defensemen in plus/minus rating during the 2010-11 season (+36), helping the Portland Winterhawks win the Western Conference and advance to the WHL Final... Played in all 21 of Portland's 2011 WHL Playoff contests... Ranked sixth among WHL rookie defensemen in points (5g-25a) in 2009-10... Tied for fourth among first-year blueliners in assists, and tied for fifth in goals... Amassed nine points (2g-7a) in 11 games during the 2010 WHL Playoffs, good for seventh among League rookies despite the Hawks being eliminated in the second round... Spent the 2008-09 season with the L.A. Junior Kings... On Twitter @Aronson37.

| SEASON  | CLUB           | LEAGUE | REGULAR SEASON |   |    |     |     | PLAYOFFS |    |    |     |     |
|---------|----------------|--------|----------------|---|----|-----|-----|----------|----|----|-----|-----|
|         |                |        | GP             | G | A  | PTS | PIM | GP       | G  | A  | PTS | PIM |
| 2008-09 | L.A. Jr. Kings | MWEHL  | 45             | 9 | 16 | 25  | 68  | --       | -- | -- | --  | --  |
| 2009-10 | Portland       | WHL    | 71             | 5 | 25 | 30  | 65  | 11       | 2  | 7  | 9   | 13  |
| 2010-11 | Portland       | WHL    | 71             | 5 | 32 | 37  | 81  | 21       | 0  | 2  | 2   | 20  |
| 2011-12 | Cincinnati     | ECHL   | 40             | 6 | 12 | 18  | 49  | --       | -- | -- | --  | --  |
|         | Milwaukee      | AHL    | 14             | 0 | 1  | 1   | 8   | --       | -- | -- | --  | --  |
| 2012-13 | Cincinnati     | ECHL   | 38             | 1 | 12 | 13  | 12  | 2        | 0  | 0  | 0   | 0   |
|         | Milwaukee      | AHL    | 12             | 0 | 2  | 2   | 4   | --       | -- | -- | --  | --  |
| 2012-13 | Cincinnati     | ECHL   | 65             | 6 | 32 | 38  | 57  | 24       | 0  | 7  | 7   | 18  |



**Taylor BECK**  
(TAY-luhr BEHK)

Shoots right. • 6-2, 206 lbs.  
Born, St. Catharines, Ont., May 13, 1991.  
(Nashville's fourth choice, 70th overall (third round), in the 2009 Entry Draft).

**RIGHT WING**

**CAREER NOTES:** Played seven NHL games with the Predators during two recalls in 2013-14 (Nov. 7-14, 2013 and Jan. 22-Feb. 7, 2014)... Led the 2013-14 Milwaukee Admirals in assists (32), ranked second on the team in points (49), and fourth in goals (17)... Led the Admirals in power-play points (7g-16a-23pts) and assists, while tying for the club lead in power-play goals... Received his first career recall on March 19, 2013 and stayed at the NHL level for the duration of the 2012-13 season... Notched six points (2g-4a) in his first eight career NHL games... Posted his first career NHL goal and assist in his third career game on March 23, 2013 vs. Columbus... Scored his first career power-play goal on April 12, 2013 vs. Dallas... Led Milwaukee in points (11g-30a-41pts), assists and ranked second in power-play points (3g-9a-12pts) despite playing in only 50 of the Admirals' 76 games in 2012-13... Ranked third on the Milwaukee Admirals in points, and fourth in both goals and assists (16g-24a-40pts) during his rookie professional season in 2011-12... Tied for 17th among rookie AHLers in goals, and tied for 20th among first-year players in points in 2011-12... Ranked seventh in the Ontario Hockey League in points (95) and assists (53), and eighth in goals (42) in his fourth season with the Guelph Storm in 2010-11... Tied for third in the OHL in game-winning goals (9) and tied for fourth in power-play goals (16) in 2010-11... Guelph's nominee for the Red Tilson Trophy given to the OHL's Most Outstanding Player for the second consecutive season in 2010-11... Finished second in the "Best Shot" category in the 2011 Western Conference Coaches' Poll... Represented Team OHL in the 2010 Subway Super Series... Winner of the 2010 Jim Mahon Memorial Trophy as the OHL's top scoring right wing after tying for fourth in the OHL in points (39g-54a-93pts) in 2009-10... Ranked ninth in the league in goals and 10th in assists in 2009-10... Named a 2009-10 OHL Second-Team All-Star... Received the third-most votes in the 2010 Western Conference Coaches' Poll for "Most Dangerous Player in the Goal Area"... Notched an assist for the Western Conference in the 2010 OHL All-Star Classic... Played in the 2009 CHL Top Prospects Game, scoring the game-winning goal for Team Orr... Finished second among Guelph rookies in points (21), goals (7) and assists (4) in 2007-08... Won a gold medal with Team Ontario at the 2008 World Under-17 Challenge on a team that also included Predators defenseman Ryan Ellis... His father, Stan, played minor league baseball for the Boston Red Sox and his uncle, Jim Douglas, played on Canada's soccer team at the 1976 Olympics in Montreal... On Twitter @Taybeckone9.

| SEASON                      | CLUB      | LEAGUE | REGULAR SEASON |          |          |          |          | PLAYOFFS |          |          |          |          |
|-----------------------------|-----------|--------|----------------|----------|----------|----------|----------|----------|----------|----------|----------|----------|
|                             |           |        | GP             | G        | A        | PTS      | PIM      | GP       | G        | A        | PTS      | PIM      |
| 2007-08                     | Guelph    | OHL    | 56             | 7        | 14       | 21       | 43       | 7        | 0        | 0        | 0        | 4        |
| 2008-09                     | Guelph    | OHL    | 67             | 22       | 36       | 58       | 36       | 4        | 0        | 0        | 0        | 2        |
| 2009-10                     | Guelph    | OHL    | 61             | 39       | 54       | 93       | 54       | 5        | 3        | 3        | 6        | 2        |
| 2010-11                     | Guelph    | OHL    | 62             | 42       | 53       | 95       | 60       | 6        | 3        | 5        | 8        | 10       |
|                             | Milwaukee | AHL    | 4              | 0        | 1        | 1        | 0        | 8        | 2        | 0        | 2        | 2        |
| 2011-12                     | Milwaukee | AHL    | 74             | 16       | 24       | 40       | 32       | 3        | 0        | 1        | 1        | 2        |
| 2012-13                     | Milwaukee | AHL    | 50             | 11       | 30       | 41       | 28       | 2        | 0        | 1        | 1        | 2        |
|                             | Nashville | NHL    | 16             | 3        | 4        | 7        | 2        | --       | --       | --       | --       | --       |
| 2012-13                     | Milwaukee | AHL    | 65             | 17       | 32       | 49       | 38       | 3        | 0        | 0        | 0        | 2        |
|                             | Nashville | NHL    | 7              | 0        | 0        | 0        | 6        | --       | --       | --       | --       | --       |
| <b>NHL/PREDATORS TOTALS</b> |           |        | <b>23</b>      | <b>3</b> | <b>4</b> | <b>7</b> | <b>8</b> | <b>0</b> | <b>0</b> | <b>0</b> | <b>0</b> | <b>0</b> |






# PLAYERS IN THE SYSTEM

Amateur

European Pro/Amateur

Professional



## ANTHONY BITETTO

(AN-thu-nee biht-EHT-oh)

Shoots left. • 6-1, 200 lbs.

Born, Island Park, N.Y., July 15, 1990.  
(Nashville's fourth choice, 168th overall (sixth round),  
in the 2010 Entry Draft).

### DEFENSE

**CAREER NOTES:** Tied for sixth among American Hockey League defensemen in goals (11), and for ninth in power-play goals (6) during his first full season with Milwaukee in 2013-14... Led the Admirals and ranked 16th among blueliners in points (36) in 2013-14... Ranked second among AHL defenders in shooting percentage (11.6) in 2013-14... Notched 10 points (6g-4a) in Milwaukee's first 10 games of the 2013-14 season... Split his first professional season between Milwaukee and Cincinnati (ECHL) in 2012-13... Did not miss a game during his two-year collegiate career at Northeastern University (Hockey East) from 2010-12, compiling 35 points (7g-28a) in 72 games... Paced all Husky defensemen in points and goals (4g-11a-15pts) during his sophomore season in 2011-12... Ranked seventh among Hockey East defensemen in points (3g-17a-20pts) while tying for eighth in conference rookie scoring as a freshman in 2010-11... Also tied for second among Conference defensemen in power-play points (3g-11a-14pts)... Named to the 2010-11 Hockey East All-Rookie Team... Ranked second on the 2010-11 Huskies in penalty minutes (66)... Recipient of the 2011 Ed Arrington Rookie of the Year Award, given annually to a NU freshman... A 2009-10 All-USHL Second Team selection in his first full season with the Indiana Ice... Ranked fourth among United States Hockey League defensemen in points, third in assists and sixth at the position in goals (11g-29a-40pts) in 2009-10... Tied for first among USHL blueliners in game-winning goals (5), ranked second in shooting percentage (13.6) and tied for sixth at the position in power-play goals (6) in 2009-10... Led the 2009-10 Ice in penalty minutes (99), and paced team d-men in plus/minus rating (+11)... Helped Indiana win the 2009 Clark Cup, dressing for all 13 of the club's postseason contests... Started the 2008-09 season as captain of Apple Core (EJHL), before joining the Ice in early January... Played 13 years in the Apple Core (N.Y.) development system that has also produced current NHLers Rob Scuderi, Douglas Murray, Mark Eaton and Eric Nystrom... On Twitter @ABitetto7.

### REGULAR SEASON

### PLAYOFFS

| SEASON  | CLUB            | LEAGUE | GP | G  | A  | PTS | PIM | GP | G  | A  | PTS | PIM |
|---------|-----------------|--------|----|----|----|-----|-----|----|----|----|-----|-----|
| 2007-08 | N.Y. Apple Core | EJHL   | 17 | 2  | 6  | 8   | 28  | -- | -- | -- | --  | --  |
| 2008-09 | N.Y. Apple Core | EJHL   | 30 | 2  | 9  | 11  | 50  | -- | -- | -- | --  | --  |
|         | Indiana         | USHL   | 24 | 1  | 3  | 4   | 29  | 13 | 0  | 3  | 3   | 6   |
| 2009-10 | Indiana         | USHL   | 58 | 11 | 29 | 40  | 99  | 9  | 2  | 2  | 4   | 19  |
| 2010-11 | Northeastern    | H-East | 38 | 3  | 17 | 20  | 66  | -- | -- | -- | --  | --  |
| 2011-12 | Northeastern    | H-East | 34 | 4  | 11 | 15  | 34  | -- | -- | -- | --  | --  |
|         | Milwaukee       | AHL    | -- | -- | -- | --  | --  | 1  | 0  | 0  | 0   | 0   |
| 2012-13 | Milwaukee       | AHL    | 34 | 1  | 5  | 6   | 35  | -- | -- | -- | --  | --  |
|         | Cincinnati      | ECHL   | 23 | 1  | 2  | 3   | 16  | -- | -- | -- | --  | --  |
| 2013-14 | Milwaukee       | AHL    | 73 | 11 | 26 | 37  | 85  | 3  | 0  | 0  | 0   | 8   |



## ZACH BUDISH

(ZAK BOO-dihsh)

Shoots right. • 6-3, 215 lbs.

Born, Edina, Minn., May 9, 1991.  
(Nashville's second choice, 41st overall (second round),  
in the 2009 Entry Draft).


### RIGHT WING

**CAREER NOTES:** Split his first professional season between the Milwaukee Admirals (AHL) and Cincinnati Cyclones (ECHL) in 2013-14, helping the Cyclones reach the 2014 Kelly Cup Final... Tied for third among rookies in goals (6), and for fifth among first-year players in points (11) during the 2014 ECHL Playoffs... Captained the Minnesota Golden Gophers (WCHA) during his redshirt junior season in 2012-13, helping them claim their second consecutive MacNaughton Cup as WCHA champs... Named to the All-WCHA Academic Team for the third consecutive season in 2012-13... Tied for 11th in WCHA points (14g-22a-36pts) in 2012-13... Signed his first pro contract on April 3, 2013, then joined Milwaukee (AHL), dressing for the team's final nine regular-season games and three playoff contests... Played in all 43 of Minnesota's games in 2011-12 after missing the majority of the 2010-11 campaign due to injury... A 2011-12 Big Ten Distinguished Scholar... A 2011-12 All-WCHA Academic Team member and WCHA Scholar Athlete... Posted four assists in three NCAA Tournament games, helping the Golden Gophers advance to the 2012 Frozen Four... Took part in the 2009 and 2010 USA Hockey National Junior Evaluation Camps... Missed the 2008-09 Minnesota High School season due to a torn ACL sustained while playing football. Prior to his injury, played 15 games in the Minnesota High School Elite League for Team Southwest, posting 27 points (14g-13a)... Voted 2007-08 Edina High School MVP, helping the team to the 2008 Class AA championship game... A 2008 Associated Press First-Team All-State selection... Led the Edina Hornets in assists (37) and ranked second on the club in points (63) and goals (26) in 2007-08... 2008 Classic Lake All-Conference selection in both hockey and football... Participated in both the U-17 and U-18 Five Nations tournaments in the Czech Republic... His father, Kim, played football at the University of Minnesota from 1972-73... On Twitter @Budish24.

### REGULAR SEASON

### PLAYOFFS

| SEASON  | CLUB            | LEAGUE  | GP | G  | A  | PTS | PIM | GP | G  | A  | PTS | PIM |
|---------|-----------------|---------|----|----|----|-----|-----|----|----|----|-----|-----|
| 2006-07 | Edina H.S.      | USHS-MN | 31 | 22 | 25 | 47  | n/a | -- | -- | -- | --  | --  |
| 2007-08 | Edina H.S.      | USHS-MN | 30 | 26 | 37 | 63  | n/a | -- | -- | -- | --  | --  |
| 2008-09 | Southwest       | UMHSEL  | 15 | 14 | 13 | 27  | 12  | -- | -- | -- | --  | --  |
| 2009-10 | U. of Minnesota | WCHA    | 39 | 7  | 10 | 17  | 45  | -- | -- | -- | --  | --  |
| 2010-11 | U. of Minnesota | WCHA    | 7  | 2  | 4  | 6   | 2   | -- | -- | -- | --  | --  |
| 2011-12 | U. of Minnesota | WCHA    | 43 | 12 | 23 | 35  | 43  | -- | -- | -- | --  | --  |
| 2012-13 | U. of Minnesota | WCHA    | 40 | 14 | 22 | 36  | 14  | -- | -- | -- | --  | --  |
|         | Milwaukee       | AHL     | 9  | 1  | 3  | 4   | 0   | 3  | 0  | 0  | 0   | 2   |
| 2013-14 | Milwaukee       | AHL     | 41 | 3  | 6  | 9   | 22  | -- | -- | -- | --  | --  |
|         | Cincinnati      | ECHL    | 16 | 3  | 6  | 9   | 6   | 24 | 6  | 5  | 11  | 12  |

**PATRICK  
CEHLIN**  
(PAT-rihk SAY-lihn)

Shoots right. • 6-0, 182 lbs.


Born, Huddinge, Sweden, July 27, 1991.

(Nashville's third choice, 126th overall (fifth round),  
in the 2010 Entry Draft).**RIGHT WING**

**CAREER NOTES:** Limited to 38 games during his second season with Milwaukee (AHL) due to injury in 2013-14... Ranked fifth on the team in points per game among Admirals regulars in 2013-14... Ranked third on the Milwaukee Admirals in assists (23) and tied for fifth on the team in points (9g-23a-32pts) during his rookie AHL season in 2012-13... Ranked fourth on Djurgarden in goals (10) during his third season in the Swedish Elite League (Elitserien) in 2011-12... Tied for fifth among Elitserien junior players in points (16) and assists (12) in 2010-11... Joined Djurgarden's junior team upon the completion of senior team's season, and helped the club to a bronze medal... Tied for third in 2011 junior league playoff goals (4), and tied for ninth in points (6)... Three of his four goals during the 2011 junior league playoffs were game winners, tying him for the league lead... Represented Sweden in the 2011 World Junior Championship, being named one of nation's three best players of the tournament by the coaches while tying for team lead in points (4g-2a-6pts)... Tied for fifth at the 2011 World Junior Championship in goals (4), and tied for sixth in penalty minutes (18)... Spent the majority of the 2009-10 season with Djurgarden's Elitserien team, helping them reach the League finals and earn a silver medal... Finished the 2008-09 season second on the Djurgarden junior team in both points and assists (10g-25a-35pts), while ranking third in goals... Tied for first in the tournament in penalty minutes (37) while representing Sweden at the 2009 Under-18 World Championship... Posted four points (2g-2a) in six games during the U-18 Worlds tournament... Helped the U-18 team win the 2008 second division title, posting five assists in eight playoff contests... Helped Team Stockholm finish second in the 2007 TV-Pucken tournament, a famous U-17 national championship in Sweden consisting of teams from 24 districts. Notched seven points (2g-5a) in eight games during the tourney... On Twitter @PatC29.

**REGULAR SEASON****PLAYOFFS**

| SEASON  | CLUB            | LEAGUE     | REGULAR SEASON |    |    |     |     | PLAYOFFS |    |    |     |     |
|---------|-----------------|------------|----------------|----|----|-----|-----|----------|----|----|-----|-----|
|         |                 |            | GP             | G  | A  | PTS | PIM | GP       | G  | A  | PTS | PIM |
| 2007-08 | Djurgarden U-18 | Sweden-U18 | 12             | 7  | 16 | 23  | 10  | 8        | 0  | 5  | 5   | 12  |
|         | Djurgarden Jr.  | Sweden-Jr. | 22             | 5  | 3  | 8   | 8   | 4        | 0  | 1  | 1   | 4   |
| 2008-09 | Djurgarden U-18 | Sweden-U18 | 4              | 5  | 2  | 7   | 0   | 1        | 0  | 0  | 0   | 2   |
|         | Djurgarden Jr.  | Sweden-Jr. | 36             | 10 | 25 | 35  | 110 | 6        | 1  | 2  | 3   | 6   |
| 2009-10 | Djurgarden      | Sweden     | 2              | 0  | 0  | 0   | 0   | --       | -- | -- | --  | --  |
|         | Djurgarden Jr.  | Sweden-Jr. | 9              | 3  | 3  | 6   | 4   | --       | -- | -- | --  | --  |
| 2010-11 | Djurgarden      | Sweden     | 54             | 5  | 6  | 11  | 10  | 16       | 0  | 2  | 2   | 2   |
|         | Djurgarden Jr.  | Sweden-Jr. | 48             | 4  | 12 | 16  | 14  | 7        | 1  | 0  | 1   | 2   |
| 2011-12 | Djurgarden Jr.  | Sweden-Jr. | --             | -- | -- | --  | --  | 5        | 4  | 2  | 6   | 0   |
|         | Djurgarden      | Sweden     | 48             | 10 | 4  | 14  | 20  | 8        | 0  | 0  | 0   | 2   |
| 2012-13 | Milwaukee       | AHL        | 70             | 9  | 23 | 32  | 28  | 4        | 1  | 0  | 1   | 0   |
|         | Cincinnati      | ECHL       | 1              | 1  | 0  | 1   | 0   | --       | -- | -- | --  | --  |
| 2013-14 | Milwaukee       | AHL        | 38             | 6  | 18 | 24  | 33  | 2        | 1  | 1  | 2   | 0   |

**Jonathan  
ISMAEL-DIABY**  
(JAWN-ah-thuhn dee-AH-bee)

Shoots left. • 6-5, 246 lbs.

Born, Montreal, Quebec, November 16, 1994.

(Nashville's second choice, 64th overall (third round),  
in the 2013 Entry Draft).**DEFENSE**

**CAREER NOTES:** Expected to play his rookie professional season in 2014-15 after signing a three-year entry-level contract on Jan. 2, 2014... Made his 2013-14 season debut with Victoriaville (OJHL) on Dec. 5, 2013 after missing training camp and the first 10 weeks of the season recovering from offseason shoulder surgery... Ranked ninth among OJHL blueliners in points per game (.74), and 20th among all OJHLers in penalty minutes per game (2.11) in 2013-14... Ranked second on Victoriaville in plus/minus rating (+11) in 2013-14... Named OJHL Third Star of the Month for January 2014 after posting 11 points (3g-8a) and a +8 rating in 12 games... Led the Tigres in assists (4) and ranked second in points (5) during the 2014 playoffs... Paced Victoriaville in plus/minus rating (+12) and penalty minutes (117) in 2012-13, while ranking second among club blueliners in goals, assists and points (4g-22a-26pts)... Tied for 12th among OJHL skaters in penalty minutes in 2012-13... One of just three OJHL blueliners to finish the 2012-13 season with 25 points, 100 penalty minutes, and a +10 rating... Ranked fourth among OJHL rookie defensemen in penalty minutes (64) in 2011-12... Split the 2010-11 season between Victoriaville and Collège Esther-Blondin of the Quebec Midget AAA ranks... His father, Sékana, played soccer professionally in France and Turkey from 1986-97, and represented Ivory Coast in international competition, including the 1992 FIFA Confederations Cup and 1994 FIFA World Cup Qualifier.

**REGULAR SEASON****PLAYOFFS**

| SEASON  | CLUB                   | LEAGUE | REGULAR SEASON |   |    |     |     | PLAYOFFS |    |    |     |     |
|---------|------------------------|--------|----------------|---|----|-----|-----|----------|----|----|-----|-----|
|         |                        |        | GP             | G | A  | PTS | PIM | GP       | G  | A  | PTS | PIM |
| 2009-10 | Collège Esther-Blondin | QMAAA  | 39             | 1 | 5  | 6   | 60  | --       | -- | -- | --  | --  |
|         | Collège Esther-Blondin | QMAAA  | 30             | 2 | 9  | 11  | 79  | --       | -- | -- | --  | --  |
| 2010-11 | Victoriaville          | QMJHL  | 19             | 0 | 0  | 0   | 19  | 3        | 0  | 0  | 0   | 0   |
| 2011-12 | Victoriaville          | QMJHL  | 51             | 1 | 8  | 9   | 64  | 4        | 0  | 0  | 0   | 11  |
| 2012-13 | Victoriaville          | QMJHL  | 67             | 4 | 22 | 26  | 117 | 9        | 0  | 1  | 1   | 20  |
| 2013-14 | Victoriaville          | QMJHL  | 38             | 9 | 19 | 28  | 80  | 5        | 1  | 4  | 5   | 4   |
|         | Milwaukee              | AHL    | 4              | 0 | 1  | 1   | 5   | --       | -- | -- | --  | --  |



# PLAYERS IN THE SYSTEM

Amateur

European Pro/Amateur

Professional

**GOALTENDER**

## ATTE ENGREN

(AH-tay EHN-grehn)

Catches left. • 6-1, 188 lbs.

Born, Rauma, Finland, February 19, 1988.

(Nashville's ninth choice, 204th overall (seventh round), in the 2007 Entry Draft).

**CAREER NOTES:** Will play the 2014-15 season with Atlant Mytishchi (KHL)... Helped Lev Praha (KHL) advance to Game Seven of the 2014 Gagarin Cup Final in 2013-14... Ranked fifth in Finnish Elite League (SM-Liiga) save percentage (.924) in 2012-13, despite his team, TPS Turku, finishing 13th in the 14-team league... Finished sixth in SM-Liiga games played (47) in 2012-13... Represented Finland at the 2013 World Championship, but did not appear in a game... Ranked sixth among AHL rookie goaltenders in both goals-against average (2.45) and save percentage (.911) in 2011-12... Ranked third among SM-Liiga netminders in saves (1,525) while tying for fifth in games played (51) and eighth in shutouts (4) with TPS in 2010-11... Assigned to Milwaukee (AHL) upon the completion of his 2010-11 SM-Liiga season, and made his North American professional debut on March 26, 2011 at Rockford... Received the Urpo Ylonen Trophy as the Finnish Elite League's best goaltender in 2009-10... Won the 2010 SM-Liiga title with TPS Turku in his first full season in Finland's highest division... Ranked fourth in the Finnish League in save percentage (.921) and ninth in wins (21) in 2009-10... Ranked fourth in 2010 postseason goals-against average (1.82) and fifth in save percentage (.936)... Won a silver medal with Finland at the 2006 U-18 World Championship... On Twitter @Atte35.

**REGULAR SEASON**

| Season  | Club           | League      | REGULAR SEASON |    |    |     |       | PLAYOFFS |    |       |    |    |    |     |    |    |      |
|---------|----------------|-------------|----------------|----|----|-----|-------|----------|----|-------|----|----|----|-----|----|----|------|
|         |                |             | GP             | W  | L  | O/T | Mins. | GA       | SO | Avg.  |    |    |    |     |    |    |      |
| 2004-05 | Lukko U-18     | Finland-U18 | 10             | -- | -- | --  | 603   | 22       | 0  | 2.19  | -- | -- | -- | --  | -- |    |      |
| 2005-06 | Lukko U-18     | Finland-U18 | 16             | -- | -- | --  | 966   | 44       | 0  | 2.73  | -- | -- | -- | --  | -- |    |      |
|         | Lukko Jr.      | Finland-Jr. | 11             | -- | -- | --  | 637   | 30       | 0  | 2.83  | 9  | -- | -- | 509 | 27 | 0  | 3.18 |
| 2006-07 | Lukko Jr.      | Finland-Jr. | 38             | -- | -- | --  | 2277  | 115      | 1  | 3.03  | -- | -- | -- | --  | -- | -- |      |
|         | Suomi U-20     | Finland-2   | 2              | -- | -- | --  | 100   | 7        | 0  | 4.20  | -- | -- | -- | --  | -- | -- |      |
| 2007-08 | Lukko Jr.      | Finland-Jr. | 31             | 14 | 13 | --  | 1791  | 89       | 1  | 2.98  | 2  | 2  | 0  | 120 | 3  | 0  | 1.50 |
|         | Kajaanin Hokki | Finland-2   | 1              | 0  | 0  | 0   | 15    | 4        | 0  | 15.70 | -- | -- | -- | --  | -- | -- |      |
|         | Lukko          | Finland     | 1              | 0  | 1  | 0   | 60    | 3        | 0  | 3.00  | -- | -- | -- | --  | -- | -- |      |
| 2008-09 | TPS Turku      | Finland     | 6              | 1  | 4  | 1   | 317   | 17       | 1  | 3.22  | -- | -- | -- | --  | -- | -- |      |
|         | K-Vantaa       | Finland-2   | 5              | 3  | 2  | 0   | 264   | 9        | 0  | 2.05  | -- | -- | -- | --  | -- | -- |      |
|         | TPS Turku Jr.  | Finland-Jr. | 4              | 3  | 1  | 0   | 240   | 11       | 0  | 2.75  | -- | -- | -- | --  | -- | -- |      |
| 2009-10 | TPS Turku      | Finland     | 35             | 15 | 13 | 1   | 1778  | 78       | 2  | 2.63  | 8  | 7  | 1  | 494 | 15 | 1  | 1.82 |
|         | TuTo           | Finland-2   | 1              | 1  | 0  | 0   | 60    | 1        | 0  | 1.00  | 2  | -- | -- | 59  | 3  | 0  | 3.05 |
| 2010-11 | TPS Turku      | Finland     | 51             | 10 | 25 | 13  | 2914  | 137      | 4  | 2.82  | -- | -- | -- | --  | -- | -- |      |
|         | Milwaukee      | AHL         | 4              | 2  | 2  | 0   | 247   | 10       | 0  | 2.43  | -- | -- | -- | --  | -- | -- |      |
| 2011-12 | Milwaukee      | AHL         | 23             | 8  | 11 | 3   | 1200  | 49       | 0  | 2.45  | -- | -- | -- | --  | -- | -- |      |
| 2012-13 | TPS Turku      | Finland     | 47             | 10 | 18 | 16  | 2657  | 117      | 1  | 2.64  | -- | -- | -- | --  | -- | -- |      |
| 2013-14 | Lev Praha      | KHL         | 14             | 6  | 4  | 3   | 757   | 29       | 2  | 2.30  | 3  | 2  | 1  | 152 | 4  | 1  | 1.58 |

**CENTER**

## FELIX GIRARD

(FEE-lixh zihh-RAHRD)

Shoots right. • 5-11, 195 lbs.


Born, Quebec, Quebec, May, 9, 1994.

(Nashville's third choice, 95th overall (fourth round), in the 2013 Entry Draft).

**CAREER NOTES:** Expected to play his first professional season in 2014-15 after signing a three-year entry-level contract on April 15, 2014... Won the Guy Carbonneau trophy as the QMJHL's best defensive forward for the second consecutive season in 2013-14... Led the QMJHL in face-off efficiency (64.5 percent) and finished second in draws won (843) in 2013-14... One of two QMJHL players ranked among the league's Top 20 in both penalty minutes (130) and plus/minus rating (+30) while posting at least 40 points (11g-32a-43pts) in 2013-14... Served as Baie-Comeau's captain for the second straight season in 2013-14, helping it win the QMJHL regular season title and reach Game Seven of the President's Trophy Final... Posted points (3g-3a-6pts) in six of seven games during the 2014 QMJHL Final... Led all skaters in the 2014 postseason in face-off wins (339) and ranked second in both face-off efficiency (61.2 percent) and penalty minutes (43)... The final forward cut from Team Canada's 2014 World Junior Championship camp... Helped Team QMJHL beat Russia by scores of 3-2 and 4-3 in the opening games of the Subway Super Series on Nov. 18 and 20, 2013... Recipient of the Guy Carbonneau Trophy as the QMJHL's top defensive forward in 2012-13... Led the QMJHL in face-off winning percentage in 2012-13 (63.8 percent), while also averaging more than a point per game (58gp, 23g-38a-61pts)... Captained Baie-Comeau to the President's Cup Final in 2013, ranking second in face-off wins (237) while tying for sixth among all skaters in postseason plus/minus rating (+13)... Ranked fourth in the QMJHL in face-off efficiency (58.2 percent), and fifth in face-off wins (742) in 2011-12... Helped Canada earn bronze at the 2012 Under-18 World Championship, scoring a goal in five games played... Played his rookie QMJHL season in 2010-11 with Baie-Comeau after being drafted 35th overall (second round) by the club in the 2010 QMJHL Entry Draft... Played for Team Quebec at the World Under-17 Hockey Challenge, posting four points (2g-2a) in six games.

**REGULAR SEASON**

| SEASON  | CLUB                  | LEAGUE | REGULAR SEASON |    |    |     |     | PLAYOFFS |    |    |     |     |
|---------|-----------------------|--------|----------------|----|----|-----|-----|----------|----|----|-----|-----|
|         |                       |        | GP             | G  | A  | PTS | PIM | GP       | G  | A  | PTS | PIM |
| 2009-10 | Séminaire St-François | QMAAA  | 41             | 7  | 11 | 18  | 68  | 3        | 1  | 1  | 2   | 15  |
| 2010-11 | Baie-Comeau           | QMJHL  | 64             | 5  | 12 | 17  | 37  | --       | -- | -- | --  | --  |
| 2011-12 | Baie-Comeau           | QMJHL  | 60             | 6  | 15 | 21  | 63  | 8        | 2  | 1  | 3   | 14  |
| 2012-13 | Baie-Comeau           | QMJHL  | 58             | 23 | 38 | 61  | 58  | 19       | 4  | 11 | 15  | 42  |
| 2013-14 | Baie-Comeau           | QMJHL  | 58             | 11 | 32 | 43  | 130 | 21       | 4  | 8  | 12  | 43  |

**KONSTANTIN  
GLAZACHEV***(kawn-stuhn-TIHN GLAH-zuh-chehv)*

Shoots right. • 6-0, 186 lbs.

Born, Arkhangelsk, Russia, February 18, 1985.

(Nashville's second choice, 35th overall (second round), in the 2003 Entry Draft).

**LEFT WING****CAREER NOTES:** Limited to 32 games with Dynamo Moscow (KHL) in 2013-14 due to injury... Started the 2012-13 season with St. Petersburg before being released on Oct. 12. Signed with Sibir Novosibirsk on Oct. 15, then was traded to Yugra on Dec. 19...

Started the 2011-12 season with Metallurg Magnitogorsk (KHL) before being traded to Ak Bars Kazan on Nov. 3, 2011... Led Dynamo Minsk (KHL) in points (12g-23a-35pts) and assists, and ranked third in goals in 2010-11... Ranked second on Dynamo Minsk in 2011 Gagarin Cup Playoff points (2g-4a-6pts) and assists... Ranked second on Barys Astana (KHL) in goals (16), and third in points (33) in his second campaign with the club in 2009-10... Tied for seventh in the KHL in goals (28) and ranked ninth in points (52) with Barys Astana in 2008-09. Led the team in postseason goals (3) during the 2009 Gagarin Cup Playoffs... Played for Russia at the 2003 U-18 World Championship, posting five points (2g-3a) in six games and earning a bronze medal.

| SEASON  | CLUB                   | LEAGUE   | REGULAR SEASON |    |    |     |     | PLAYOFFS |    |    |     |     |
|---------|------------------------|----------|----------------|----|----|-----|-----|----------|----|----|-----|-----|
|         |                        |          | GP             | G  | A  | PTS | PIM | GP       | G  | A  | PTS | PIM |
| 2005-06 | Yaroslavl              | Russia   | 29             | 7  | 4  | 11  | 8   | 9        | 0  | 2  | 2   | 0   |
| 2006-07 | Yaroslavl              | Russia   | 14             | 4  | 1  | 5   | 10  | --       | -- | -- | --  | --  |
|         | Yaroslavl 2            | Russia-3 | 4              | 2  | 5  | 7   | 0   | --       | -- | -- | --  | --  |
|         | Amur Khabarovsk        | Russia   | 22             | 4  | 7  | 11  | 14  | --       | -- | -- | --  | --  |
| 2007-08 | Metallurg Novokuznetsk | Russia   | 50             | 7  | 9  | 16  | 10  | --       | -- | -- | --  | --  |
| 2008-09 | Barys Astana           | KHL      | 56             | 28 | 24 | 52  | 30  | 3        | 3  | 0  | 3   | 2   |
| 2009-10 | Barys Astana           | KHL      | 42             | 16 | 17 | 33  | 18  | 2        | 0  | 0  | 0   | 0   |
| 2010-11 | Dynamo Minsk           | KHL      | 52             | 12 | 23 | 35  | 28  | 7        | 2  | 4  | 6   | 2   |
| 2011-12 | Metallurg Magnitogorsk | KHL      | 18             | 3  | 7  | 10  | 6   | --       | -- | -- | --  | --  |
|         | Ak Bars Kazan          | KHL      | 27             | 3  | 5  | 8   | 10  | 6        | 0  | 1  | 1   | 0   |
| 2012-13 | SKA St. Petersburg     | KHL      | 6              | 0  | 1  | 1   | 4   | --       | -- | -- | --  | --  |
|         | Sibir Novosibirsk      | KHL      | 16             | 5  | 3  | 8   | 0   | --       | -- | -- | --  | --  |
|         | Yugra                  | KHL      | 19             | 6  | 13 | 19  | 4   | --       | -- | -- | --  | --  |
| 2013-14 | Dynamo Moscow          | KHL      | 32             | 9  | 5  | 14  | 12  | 2        | 0  | 0  | 0   | 0   |

**MAX  
GORTZ***(MAX GOHRTS)*

Shoots right. • 6-2, 196 lbs.

Born, Hoor, Sweden, January 28, 1993.

(Nashville's eighth choice, 172nd overall (sixth round), in the 2012 Entry Draft).

**RIGHT WING****CAREER NOTES:** Started the 2013-14 season with Farjestad (SHL), before transferring to Frolunda (SHL) on Dec. 9, 2013...

Led Frolunda - and tied for third among all skaters in the SHL Quarterfinals - in points (5), in addition to tying for third among all skaters and pacing Frolunda in goals (3) during the SHL's opening round... Spent the majority of the 2012-13 campaign with Farjestad's Elite League team (Elitserien), ranking third among Elitserien junior players in goals (9), and fourth in points (15)... Helped Farjestad's junior club claim a bronze medal in the 2013 playoffs, ranking eighth among all skaters in points per game (1.25)... Was unable to represent Sweden at the 2013 World Junior Championships after sustaining an injury in pre-tournament competition... Helped Sweden win the 2012 Under-20 Four-Nations Tournament, tying for the team lead in points (1g-2a-3pts)... Ranked eighth in the 2011-12 Swedish Junior League in goals per game (.60) and tied for eighth in points per game (1.25)... Led the Farjestad juniors in goals (4) and ranked second in points (7) in the 2012 playoffs... Tied for second on the Malmo Junior Redhawks in goals (5) during the second-half (Top 8) of the 2010-11 Swedish Junior Season... Helped Sweden earn a bronze medal at the 2010 Under-17 World Hockey Challenge... On Twitter @maxgortz.

| SEASON  | CLUB           | LEAGUE     | REGULAR SEASON |    |    |     |     | PLAYOFFS |    |    |     |     |
|---------|----------------|------------|----------------|----|----|-----|-----|----------|----|----|-----|-----|
|         |                |            | GP             | G  | A  | PTS | PIM | GP       | G  | A  | PTS | PIM |
| 2008-09 | Malmo U-16     | Sweden-U16 | 3              | 0  | 1  | 1   | 2   | --       | -- | -- | --  | --  |
|         | Malmo U-18     | Sweden-U18 | 10             | 2  | 0  | 2   | 2   | --       | -- | -- | --  | --  |
| 2009-10 | Malmo U-18     | Sweden-U18 | 23             | 8  | 23 | 31  | 2   | --       | -- | -- | --  | --  |
|         | Malmo Jr.      | Sweden Jr. | 26             | 1  | 3  | 4   | 6   | --       | -- | -- | --  | --  |
| 2010-11 | Malmo Jr.      | Sweden Jr. | 40             | 9  | 9  | 18  | 14  | 5        | 2  | 0  | 2   | 2   |
|         | Malmo U-18     | Sweden-U18 | 8              | 2  | 1  | 3   | 6   | --       | -- | -- | --  | --  |
| 2011-12 | Farjestads Jr. | Sweden Jr. | 28             | 17 | 18 | 35  | 6   | 6        | 4  | 3  | 7   | 0   |
|         | Farjestads BK  | Sweden     | 18             | 2  | 3  | 5   | 0   | 2        | 0  | 0  | 0   | 2   |
| 2012-13 | Farjestads BK  | Sweden     | 50             | 9  | 6  | 15  | 4   | 9        | 0  | 2  | 2   | 0   |
|         | Farjestads Jr. | Sweden Jr. | 8              | 7  | 1  | 8   | 0   | 4        | 2  | 3  | 5   | 0   |
| 2013-14 | Frolunda       | Sweden     | 18             | 6  | 0  | 6   | 0   | 7        | 3  | 2  | 5   | 0   |
|         | Farjestads BK  | Sweden     | 22             | 2  | 2  | 4   | 2   | --       | -- | -- | --  | --  |
|         | Farjestads Jr. | Sweden Jr. | 4              | 3  | 2  | 5   | 2   | --       | -- | -- | --  | --  |





# PLAYERS IN THE SYSTEM

Amateur

European Pro/Amateur

Professional




**GOALTENDER**

**MAGNUS  
HELLBERG**  
(MAG-nuhs HEL-buhr-g)

Catches left. • 6-6, 199 lbs.  
Born, Uppsala, Sweden, April 4, 1991.  
(Nashville's first choice, 38th overall (second round),  
in the 2011 Entry Draft).

**CAREER NOTES:** Limited to 28 games split between Milwaukee (AHL) and Cincinnati (ECHL) due to injury during the 2013-14 season... On the Cincinnati Cyclones roster during their run to the 2014 Kelly Cup Final... Tied for second among AHL goaltenders in shutouts (6), and ranked fourth in goals-against average (2.14) and save percentage (.924) during his first season in North America with the Admirals in 2012-13... Posted an 18-6-1 record with a .936 save percentage, a 1.75 goals-against average and all six of his shutouts from Feb. 10, 2013 until the end of the 2012-13 regular season to help the Admirals clinch their AHL-record 11th consecutive playoff berth by one point... Named AHL Goalie of the Month for March 2013 (6-1-0, 1.36 GAA, .950 SV%, 2 SO) and AHL Player of the Week on April 22, 2013 (4-0-0, 1.50 GAA, .936 SV%, 2 SO)... Ranked third in 2013 Calder Cup Playoffs goals-against average (1.69) and save percentage (.944) despite dropping three of four decisions... Spent the 2011-12 season with Frolunda (Elitserien), dressing for all 55 of the Indians games and appearing in 17... Also saw action with Frolunda's junior team and Orebro of Sweden's second league (Allsvenskan) in 2011-12... Led all juniors and ranked second among all Allsvenskan netminders in save percentage (.936) and goals-against average (2.04) with Almtuna in 2010-11... Ranked fourth in Sweden's second division in shutouts (5) in 2010-11... Ranked fourth in the 2011 postseason in both save percentage (.908) and goals-against average (3.24)... Led the Swedish junior league in save percentage (.928), goals-against average (1.97), shutouts (4) and games played (22) with the Almtuna Under-20 squad in 2009-10... Spent two seasons with Arlanda of Sweden's Under-18 league in 2008-09 and 2007-08... On Twitter @Mulle45.

| Season                      | Club         | League     | REGULAR SEASON |          |          |          |           |          |          | PLAYOFFS    |           |           |           |           |           |           |      |
|-----------------------------|--------------|------------|----------------|----------|----------|----------|-----------|----------|----------|-------------|-----------|-----------|-----------|-----------|-----------|-----------|------|
|                             |              |            | GP             | W        | L        | O/T      | Mins.     | GA       | SO       | Avg.        | GP        | W         | L         | Mins.     | GA        | SO        | Avg. |
| 2009-10                     | Almtuna Jr.  | Sweden-Jr. | 22             | --       | --       | --       | 1339      | 44       | 2        | 1.97        | --        | --        | --        | --        | --        | --        | --   |
|                             | Vallentuna   | Sweden-3   | 1              | --       | --       | --       | 24        | 3        | 0        | 7.57        | --        | --        | --        | --        | --        | --        |      |
| 2010-11                     | Almtuna      | Sweden-2   | 31             | --       | --       | --       | 1790      | 61       | 5        | 2.04        | 5         | --        | --        | 277       | 15        | 0         | 3.25 |
|                             | IFK Kumla    | Sweden-3   | 3              | --       | --       | --       | 179       | 6        | 0        | 2.01        | --        | --        | --        | --        | --        | --        |      |
| 2011-12                     | Frolunda     | Sweden     | 17             | --       | --       | --       | 1016      | 44       | 2        | 2.60        | --        | --        | --        | --        | --        | --        |      |
|                             | Frolunda Jr. | Sweden-Jr. | 2              | --       | --       | --       | 120       | 8        | 0        | 4.00        | --        | --        | --        | --        | --        | --        |      |
|                             | Orebro HK    | Sweden-2   | 3              | --       | --       | --       | 180       | 10       | 0        | 3.33        | --        | --        | --        | --        | --        | --        |      |
| 2012-13                     | Milwaukee    | AHL        | 39             | 22       | 13       | 0        | 2107      | 75       | 6        | 2.14        | 4         | 1         | 3         | 248       | 7         | 1         | 1.69 |
|                             | Cincinnati   | ECHL       | 2              | 1        | 1        | 0        | 119       | 5        | 0        | 2.52        | --        | --        | --        | --        | --        | --        |      |
| 2013-14                     | Milwaukee    | AHL        | 21             | 5        | 13       | 1        | 1168      | 55       | 1        | 2.82        | --        | --        | --        | --        | --        | --        |      |
|                             | Cincinnati   | ECHL       | 7              | 5        | 1        | 1        | 394       | 19       | 0        | 2.89        | --        | --        | --        | --        | --        | --        |      |
|                             | Nashville    | NHL        | 1              | 0        | 0        | 0        | 12        | 1        | 0        | 5.00        | --        | --        | --        | --        | --        | --        |      |
| <b>PREDATORS/NHL TOTALS</b> |              |            | <b>1</b>       | <b>0</b> | <b>0</b> | <b>0</b> | <b>12</b> | <b>1</b> | <b>0</b> | <b>5.00</b> | <b>--</b> | <b>--</b> | <b>--</b> | <b>--</b> | <b>--</b> | <b>--</b> |      |




**LEFT WING**

**KEVIN  
HENDERSON**  
(KEH-vihn HEHN-duhr-SOHN)

Shoots left. • 6-3, 205 lbs.  
Born, Toronto, Ont., December 3, 1986.  
(Signed as a free agent on July 1, 2012).

**CAREER NOTES:** Made his NHL debut and scored his first career goal on April 19, 2013 at Chicago... Suited up for Nashville's final four regular-season games after ranking third on the Milwaukee Admirals (AHL) in goals (17) during the 2012-13 regular season... Ranked third among 2012-13 Admirals in plus/minus rating (+13)... Ranked second on the Worcester Sharks (AHL) in plus/minus rating (+12) in 2010-11... Signed his first NHL contract with San Jose on April 22, 2009, and played his rookie professional season with the Sharks' primary developmental affiliate in Worcester in 2009-10... Helped the University of New Brunswick win the 2009 CIS National Championship... Received 2008-09 CIS All-Canadian Honorable Mention after tying for fifth in the nation in points (19g-31a-50pts) and goals, and ranking fourth in assists and plus/minus (+31)... A 2009 CIS Atlantic Conference First Team All-Star... Won the Atlantic Conference title during his freshman season at UNB in 2007-08... On Twitter @KHendo86.

| SEASON            | CLUB                | LEAGUE | REGULAR SEASON |          |          |          |          | PLAYOFFS |          |          |          |          |
|-------------------|---------------------|--------|----------------|----------|----------|----------|----------|----------|----------|----------|----------|----------|
|                   |                     |        | GP             | G        | A        | PTS      | PIM      | GP       | G        | A        | PTS      | PIM      |
| 2004-05           | Kitchener           | OHL    | 47             | 5        | 8        | 13       | 46       | 15       | 0        | 3        | 3        | 8        |
|                   | Thornhill           | OPHL   | 11             | 5        | 9        | 14       | 33       | --       | --       | --       | --       | --       |
| 2005-06           | Kitchener           | OHL    | 63             | 6        | 11       | 17       | 66       | 2        | 1        | 0        | 1        | 0        |
| 2006-07           | Kitchener           | OHL    | 56             | 33       | 15       | 48       | 69       | 9        | 4        | 6        | 10       | 13       |
| 2007-08           | U. of New Brunswick | CIS    | 27             | 5        | 10       | 15       | 22       | --       | --       | --       | --       | --       |
| 2008-09           | U. of New Brunswick | CIS    | 28             | 19       | 31       | 50       | 28       | --       | --       | --       | --       | --       |
| 2009-10           | Worcester           | AHL    | 64             | 2        | 13       | 15       | 45       | 11       | 0        | 1        | 1        | 4        |
| 2010-11           | Worcester           | AHL    | 73             | 8        | 13       | 21       | 45       | --       | --       | --       | --       | --       |
| 2011-12           | Milwaukee           | AHL    | 30             | 4        | 7        | 11       | 12       | 3        | 0        | 0        | 0        | 2        |
|                   | Cincinnati          | ECHL   | 2              | 0        | 0        | 0        | 4        | --       | --       | --       | --       | --       |
| 2012-13           | Milwaukee           | AHL    | 67             | 17       | 12       | 29       | 24       | 3        | 1        | 0        | 1        | 2        |
|                   | Nashville           | NHL    | 4              | 1        | 0        | 1        | 0        | --       | --       | --       | --       | --       |
| 2013-14           | Milwaukee           | AHL    | 50             | 7        | 7        | 14       | 14       | --       | --       | --       | --       | --       |
|                   | Texas               | AHL    | 15             | 5        | 4        | 9        | 8        | --       | --       | --       | --       | --       |
| <b>NHL TOTALS</b> |                     |        | <b>4</b>       | <b>1</b> | <b>0</b> | <b>1</b> | <b>0</b> | <b>0</b> | <b>0</b> | <b>0</b> | <b>0</b> | <b>0</b> |



**JOONAS  
JARVINEN**  
(YOH-nuus JAHR-vehn-en)

Shoots left. • 6-3, 235 lbs.  
Born, Turku, Finland, January 5, 1989.  
(Signed as a free agent on May 30, 2012).

**DEFENSE**

**CAREER NOTES:** Expected to start the 2014-15 season with HK Sochi (KHL)... Ranked second in the 2013-14 Milwaukee Admirals (AHL) in plus/minus rating (+14) and sixth in penalty minutes (68), playing in 54 of the team's 76 regular-season games... Tied for third among 2013-14 Admirals blueliners in goals (4), with two of his four coming on Feb. 28 vs. Iowa... Spent his first season in North America in 2012-13, pacing Milwaukee in games played (75) and ranking second on the team in penalty minutes (124)... One of only nine AHL blueliners to appear in at least 75 games in 2012-13... Ranked 11th among AHL defensemen in penalty minutes in 2012-13... Played his first and only season with Pelicans Lahti (Finland) in 2011-12, helping the team reach the SM-Liiga Final and earn a silver medal... Ranked second among all 2011-12 Finnish league skaters in plus/minus rating (+28) and fourth in penalty minutes (125)... Ranked second among blueliners in points (3g-3a-6pts) and assists during the Pelicans 2012 playoff run... Represented Finland at the 2012 World Championship, posting three assists while appearing in all 10 of the team's games... Played four seasons with his hometown team, TPS Turku, from 2007-11, posting 21 points (8g-13a) in 203 regular season games... Helped TPS claim the SM-Liiga championship in 2010 on a team that also included Predators goaltending prospect Atte Engren... Played on Finland's entries at the both the 2008 and 2009 World Junior Championship, playing 11 games and posting two assists... An alternate captain for Team Finland at the 2007 World U-18 Championship... Rose through the junior ranks with TPS Turku, playing for its under-16 (2003-05), under-18 (2005-06) and under-20 (2006-07) squads... Captained Finland's entry at the 2006 World Under-17 Hockey Challenge.

| SEASON  | CLUB      | LEAGUE      | REGULAR SEASON |   |    |     |     | PLAYOFFS |    |    |     |     |
|---------|-----------|-------------|----------------|---|----|-----|-----|----------|----|----|-----|-----|
|         |           |             | GP             | G | A  | PTS | PIM | GP       | G  | A  | PTS | PIM |
| 2005-06 | TPS U-18  | Finland-U18 | 34             | 2 | 4  | 6   | 50  | --       | -- | -- | --  | --  |
| 2006-07 | TPS Jr.   | Finland Jr. | 37             | 2 | 4  | 6   | 26  | 5        | 2  | 1  | 3   | 2   |
|         | TPS U-18  | Finland-U18 | 4              | 0 | 1  | 1   | 6   | 6        | 3  | 3  | 6   | 5   |
| 2007-08 | TPS       | Finland     | 50             | 1 | 3  | 4   | 14  | 2        | 0  | 1  | 1   | 0   |
|         | TPS Jr.   | Finland Jr. | 4              | 1 | 0  | 1   | 4   | --       | -- | -- | --  | --  |
|         | Suomi Jr. | Finland-2   | 3              | 0 | 0  | 0   | 2   | --       | -- | -- | --  | --  |
| 2008-09 | TPS       | Finland     | 53             | 1 | 0  | 1   | 16  | 8        | 1  | 0  | 1   | 6   |
|         | TPS Jr.   | Finland Jr. | 3              | 1 | 1  | 2   | 4   | 1        | 0  | 0  | 0   | 0   |
|         | Suomi Jr. | Finland-2   | 3              | 1 | 0  | 1   | 10  | --       | -- | -- | --  | --  |
| 2009-10 | TPS       | Finland     | 50             | 2 | 3  | 5   | 70  | 15       | 1  | 3  | 4   | 16  |
| 2010-11 | TPS       | Finland     | 50             | 4 | 7  | 11  | 85  | --       | -- | -- | --  | --  |
| 2011-12 | Lahti     | Finland     | 57             | 5 | 18 | 23  | 125 | 17       | 3  | 3  | 6   | 16  |
| 2012-13 | Milwaukee | AHL         | 75             | 2 | 9  | 11  | 124 | 4        | 0  | 0  | 0   | 2   |
| 2013-14 | Milwaukee | AHL         | 54             | 4 | 8  | 12  | 68  | 3        | 0  | 0  | 0   | 2   |



**Janne  
JUVONEN**  
(YAH-neh YOO-voh-nehn)

Catches left. • 6-1, 177 lbs.  
Born, Kiihtelysvaara, Finland, October 3, 1994.  
(Nashville's 10th choice, 203rd overall (seventh round), in the 2013 Entry Draft).

**GOALTENDER**

**CAREER NOTES:** Expected to play his first full season in the Finnish Elite League (SM-Liiga) with Pelicans Lahti in 2014-15... Played games in the Finnish Elite League (4gp, Lahti), Finnish junior league (4gp, Lahti Jr.) and Finnish second division (8gp, Pelitlat and 4gp, Kookoo) for the second consecutive season in 2013-14... Led the 2014 Finnish junior league playoffs in save percentage (.959), helping Lahti reach the Bronze Medal Game... Part of the Finnish squad that claimed gold at the 2014 World Junior Championship... Ranked seventh in the Finnish junior league in save percentage (.912) in 2011-12... Made his SM-Liiga debut with Pelicans Lahti on Nov. 26, 2011 vs. HIFK, then collected his first win at the level in his second career start on March 6, 2012 vs. Assat... Appeared in Lahti's final two games of the 2012 playoffs... Represented Finland at the World Under-17 Hockey Championship, appearing in one game... Played in the lower junior levels with Jokipojat's under-16, 18 and junior teams from 2008-11... On Twitter @Juvis41.

| Season  | Club       | League      | REGULAR SEASON |    |    |     |       |    | PLAYOFFS |      |    |    |    |       |    |    |      |
|---------|------------|-------------|----------------|----|----|-----|-------|----|----------|------|----|----|----|-------|----|----|------|
|         |            |             | GP             | W  | L  | O/T | Mins. | GA | SO       | Avg. | GP | W  | L  | Mins. | GA | SO | Avg. |
| 2011-12 | Lahti U-18 | Finland-U18 | 15             | 6  | 9  | 0   | 902   | 35 | 3        | 2.33 | -- | -- | -- | --    | -- | -- | --   |
|         | Lahti      | Finland     | 2              | 1  | 1  | 0   | 90    | 4  | 0        | 2.67 | 2  | 0  | 2  | 99    | 4  | 0  | 2.43 |
|         | Lahti Jr.  | Finland-Jr. | 20             | 11 | 9  | 0   | 1215  | 58 | 1        | 2.86 | -- | -- | -- | --    | -- | -- | --   |
| 2012-13 | Lahti      | Finland     | 4              | 1  | 3  | 0   | 188   | 11 | 0        | 3.51 | -- | -- | -- | --    | -- | -- | --   |
|         | Lahti Jr.  | Finland-Jr. | 11             | -- | -- | --  | 646   | 32 | 1        | 2.97 | -- | -- | -- | --    | -- | -- | --   |
|         | Pelittat   | Finland-2   | 17             | -- | -- | --  | 961   | 51 | 1        | 3.18 | -- | -- | -- | --    | -- | -- | --   |
| 2013-14 | Lahti Jr.  | Finland-Jr. | 4              | -- | -- | --  | 240   | 9  | --       | 2.25 | 8  | -- | -- | 480   | 10 | -- | 1.25 |
|         | Lahti      | Finland     | 4              | 2  | 1  | 0   | 219   | 12 | 0        | 3.29 | 1  | 0  | 0  | 1     | 0  | 0  | 0.00 |
|         | Pelittat   | Finland-2   | 8              | -- | -- | --  | 241   | 33 | --       | 4.53 | -- | -- | -- | --    | -- | -- | --   |
|         | Kookoo     | Finland-2   | 4              | -- | -- | --  | 437   | 8  | --       | 1.99 | -- | -- | -- | --    | -- | -- | --   |




# PLAYERS IN THE SYSTEM

Amateur

European Pro/Amateur

Professional



**TEEMU  
KIVILHALME**  
(TEE-moo kih-vih-HAHL-meh)

Shoots left. • 6-0, 168 lbs.  
Born, Cloquet, Minnesota, June 7, 1995.  
(Nashville's sixth choice, 140th overall (fifth round),  
in the 2013 Entry Draft).

**DEFENSE**

**CAREER NOTES:** Will play his freshman season at Colorado College (NCHC) in 2014-15... Played his first full season with the Fargo Force (USHL) in 2013-14, tying for second among club defensemen in points (3g-9a-12pts)... Helped the United States win gold at the 2013 World Junior A Championship. Team USA outscored the opposition 23-10 while posting a perfect 4-0-0 record at the tournament... Spent his third season with Burnsville High School's (Minn.) varsity team in 2012-13, leading team defensemen in points (30) and assists (21)... Helped Team Southeast advance to the 2012 Upper Midwest High School Elite Hockey League championship game... Played two games for the United States at the 2012 Ivan Hlinka Memorial Tournament... Suited up for four games with Fargo in March 2013 upon the completion of his high school season... Paced Burnsville blueliners in points (29) and assists (21) as a sophomore in 2011-12, in addition to playing games with Team Southeast... Participated in the 2012 USA Hockey Boys' Select 17 Player Development Camp in Rochester, N.Y... Trained with Finland's Under-16 and Under-17 National Teams during the summers of 2010 and 2011, respectively... Holds dual U.S.-Finnish citizenship... His father, Janne, has been a head coach in the Minnesota High School ranks since 2000, and at Burnsville since the 2006-07 season. He is a former Division III All-American at Wisconsin-Superior, playing there from 1994-97... On Twitter @tkivi\_26.

| SEASON  | CLUB           | LEAGUE     | REGULAR SEASON |   |    |     |     | PLAYOFFS |    |    |     |     |
|---------|----------------|------------|----------------|---|----|-----|-----|----------|----|----|-----|-----|
|         |                |            | GP             | G | A  | PTS | PIM | GP       | G  | A  | PTS | PIM |
| 2010-11 | Burnsville     | USHS-Minn. | 27             | 3 | 11 | 14  | 12  | 2        | 0  | 0  | 0   | 0   |
|         | Team North     | UMWHSSEL   | 5              | 0 | 0  | 0   | 2   | --       | -- | -- | --  |     |
| 2011-12 | Burnsville     | USHS-Minn. | 25             | 8 | 21 | 29  | 25  | 3        | 1  | 1  | 2   | 0   |
|         | Team Southeast | UMWHSSEL   | 2              | 1 | 0  | 1   | 0   | --       | -- | -- | --  |     |
| 2012-13 | Burnsville     | USHS-Minn. | 25             | 9 | 21 | 30  | 22  | 3        | 0  | 1  | 1   | 2   |
|         | Team Southeast | UMWHSSEL   | 20             | 3 | 4  | 7   | 8   | --       | -- | -- | --  |     |
|         | Fargo          | USHL       | 4              | 0 | 1  | 1   | 0   | --       | -- | -- | --  |     |
| 2013-14 | Fargo          | USHL       | 47             | 3 | 9  | 12  | 12  | --       | -- | -- | --  |     |




**DENIS  
KULYASH**  
(DIHN-ihns KOO-lee-ahsh)

Shoots left. • 6-3, 199 lbs.  
Born, Omsk, Russia, May 31, 1983.  
(Nashville's ninth choice, 243rd overall (eighth round),  
in the 2004 Entry Draft).

**DEFENSE**

**CAREER NOTES:** Captained his hometown Avangard Omsk (KHL) club in 2013-14, helping it claim the second edition of the Nadezhda Cup... Participated in the 2014 KHL All-Star Game... Tied for third among KHL blueliners in goals (11), and for 13th in points (22) in 2013-14... Tied for eighth among blueliners in points (2g-5a-7pts) during the 2013 Gagarin Cup Playoffs, helping Ak Bars to Game Seven of the Eastern Conference Final... Tied for sixth among KHL defensemen in goals (11) and tied for 13th among league blueliners in points (26) with Avangard Omsk in 2010-11... Tied for third among KHL defensemen in power-play goals (7) in 2010-11... Led Omsk defenders in points, goals and penalty minutes (45) in 2010-11, helping the club win the KHL's regular season title... Played in the 2010-11 KHL All-Star Game... According to KHL's equipment, broke world record for hardest shot (110.3 mph) at the 2011 KHL Super Skills Competition during All-Star Game festivities... Tied for fifth among KHL blueliners in goals (3) and 10th in points (6) during the 2011 Gagarin Cup Playoffs despite playing in only two rounds of the postseason... Ranked second among KHL defensemen in goals (12) in 2009-10... Ranked second among KHL defensemen in goals (16) with CSKA Moscow in 2008-09... Scored a goal in the inaugural KHL All-Star Game in January 2009... Tied for third among Russian Super League defensemen in goals (9) in 2007-08... Played for Russia at the 2006 World Championships and was on Russia's 2006 Olympic team, but did not participate due to injury... Led Dynamo Moscow in goals (12) and penalty minutes (117) in 2005-06, and led team defensemen in scoring (12g-5a-17pts)... Ranked second among Russian league defensemen in goals in 2005-06.

| SEASON  | CLUB             | LEAGUE   | REGULAR SEASON           |    |    |     |     | PLAYOFFS |    |    |     |     |
|---------|------------------|----------|--------------------------|----|----|-----|-----|----------|----|----|-----|-----|
|         |                  |          | GP                       | G  | A  | PTS | PIM | GP       | G  | A  | PTS | PIM |
| 2003-04 | CSK VVS Samara 2 | Russia-3 | STATISTICS NOT AVAILABLE |    |    |     |     |          |    |    |     |     |
|         | CSKA Moscow      | Russia   | 10                       | 1  | 0  | 1   | 8   | --       | -- | -- | --  | --  |
| 2004-05 | CSKA Moscow      | Russia   | 59                       | 8  | 10 | 18  | 58  | --       | -- | -- | --  |     |
| 2005-06 | Dynamo Moscow    | Russia   | 44                       | 12 | 5  | 17  | 117 | 4        | 0  | 2  | 2   | 6   |
| 2006-07 | Dynamo Moscow    | Russia   | 48                       | 3  | 9  | 12  | 58  | 2        | 0  | 0  | 0   | 2   |
| 2007-08 | CSKA Moscow      | Russia   | 53                       | 9  | 13 | 22  | 79  | 6        | 1  | 1  | 2   | 34  |
| 2008-09 | CSKA Moscow      | KHL      | 56                       | 16 | 10 | 26  | 62  | 8        | 2  | 1  | 3   | 20  |
| 2009-10 | CSKA Moscow      | KHL      | 35                       | 11 | 10 | 21  | 34  | --       | -- | -- | --  |     |
|         | Avangard Omsk    | KHL      | 6                        | 1  | 1  | 2   | 6   | 3        | 0  | 0  | 0   | 4   |
| 2010-11 | Avangard Omsk    | KHL      | 48                       | 11 | 15 | 26  | 45  | 14       | 3  | 3  | 6   | 12  |
| 2011-12 | Ak Bars Kazan    | KHL      | 44                       | 6  | 12 | 18  | 40  | 12       | 0  | 1  | 1   | 37  |
| 2012-13 | Ak Bars Kazan    | KHL      | 44                       | 4  | 9  | 13  | 66  | 18       | 2  | 5  | 7   | 6   |
| 2013-14 | Avangard Omsk    | KHL      | 51                       | 11 | 11 | 22  | 57  | 11       | 2  | 4  | 6   | 8   |



## TEEMU LAAKSO

(TEE-moo LAK-soh)

Shoots right. • 6-1, 210 lbs.

Born, Tuusula, Finland, August 27, 1987.

(Nashville's second choice, 78th overall (third round), in the 2005 Entry Draft).

### DEFENSE

**CAREER NOTES:** Will play the 2014-15 season with the Växjö Lakers (SHL)... Helped Severstal advance beyond the Gagarin Cup Playoffs' first round for the first time in franchise history in 2012-13... Made his first appearance for Finland at the World Championship in 2013, posting a pair of assists and a +4 rating in 10 games, helping the Finns advance to the Bronze Medal Game... Made his NHL debut on Oct. 3, 2009 at Dallas... Appeared in the World Junior Championship for the third time in 2007 and led the tournament in penalty minutes (52)... Won a bronze medal with Finland at the 2006 World Junior Championship. Led tournament defensemen in goals (3) and tied for third overall with a +7 rating... Played for Finland as a 17-year-old at the 2005 World Junior Championship... Competed for Team Finland at the U-18 World Championship in both 2004 and 2005.

| SEASON                      | CLUB              | LEAGUE      | REGULAR SEASON |          |          |          |           | PLAYOFFS |    |    |     |     |
|-----------------------------|-------------------|-------------|----------------|----------|----------|----------|-----------|----------|----|----|-----|-----|
|                             |                   |             | GP             | G        | A        | PTS      | PIM       | GP       | G  | A  | PTS | PIM |
| 2005-06                     | HIFK Helsinki     | Finland     | 47             | 2        | 1        | 3        | 20        | 8        | 1  | 0  | 1   | 0   |
|                             | HIFK Helsinki Jr. | Finland-Jr. | 6              | 1        | 2        | 3        | 32        | --       | -- | -- | --  | --  |
|                             | Suomi U-20        | Finland-2   | 6              | 2        | 0        | 2        | 10        | --       | -- | -- | --  | --  |
| 2006-07                     | HIFK Helsinki     | Finland     | 50             | 3        | 6        | 9        | 70        | 5        | 0  | 1  | 1   | 0   |
|                             | Suomi U-20        | Finland-2   | 2              | 0        | 1        | 1        | 4         | --       | -- | -- | --  | --  |
| 2007-08                     | HIFK Helsinki     | Finland     | 53             | 3        | 7        | 10       | 40        | 7        | 0  | 0  | 0   | 2   |
| 2008-09                     | Milwaukee         | AHL         | 42             | 2        | 7        | 9        | 50        | --       | -- | -- | --  | --  |
| 2009-10                     | Milwaukee         | AHL         | 46             | 4        | 9        | 13       | 42        | 7        | 1  | 2  | 3   | 4   |
|                             | Nashville         | NHL         | 7              | 0        | 0        | 0        | 2         | --       | -- | -- | --  | --  |
| 2010-11                     | Milwaukee         | AHL         | 74             | 8        | 22       | 30       | 46        | 8        | 1  | 1  | 2   | 0   |
|                             | Nashville         | NHL         | 1              | 0        | 0        | 0        | 0         | --       | -- | -- | --  | --  |
| 2011-12                     | Milwaukee         | AHL         | 55             | 3        | 17       | 20       | 74        | 3        | 0  | 2  | 2   | 2   |
|                             | Nashville         | NHL         | 9              | 0        | 0        | 0        | 8         | --       | -- | -- | --  | --  |
| 2012-13                     | Severstal         | KHL         | 49             | 4        | 5        | 9        | 28        | 10       | 0  | 1  | 1   | 22  |
| 2013-14                     | Severstal         | KHL         | 28             | 3        | 3        | 6        | 50        | 8        | 0  | 2  | 2   | 20  |
| <b>NHL/PREDATORS TOTALS</b> |                   |             | <b>17</b>      | <b>0</b> | <b>0</b> | <b>0</b> | <b>10</b> | --       | -- | -- | --  | --  |



## BRENDAN LEIPSIC

(BREHN-duhn LIGHP-sihk)

Shoots left. • 5-10, 168 lbs.

Born, Winnipeg, Man., May, 19, 1994.

(Nashville's fourth choice, 89th overall (third round), in the 2012 Entry Draft).

### LEFT WING

**CAREER NOTES:** Expected to play his first professional season in 2014-15 after wrapping up his Portland Winterhawks (WHL) career with 302 points (132g-170a), a +12 rating and 346 penalty minutes in 261 regular-season games, and 79 points (34g-45a), a +24 and 132 penalty minutes in 82 WHL Playoff games. His postseason games played (first), assist (tied for first), point (second) and penalty minute (third) totals all rank among the top in franchise history... Tied for 12th in WHL points (39g-52a-9pts), tied for 10th in goals, 16th in assists, tied for 12th in game-winning goals (6), tied for 17th in power-play assists (22) and tied for second in first goals (9) in 2013-14... The only WHLer to record more than 90 points and 100 penalty minutes for the second straight season in 2013-14... Tied for the 2014 WHL Playoff lead in points (16g-19a-33pts), while ranking second in goals and fourth in assists as Portland reached Game Seven of the WHL Final... Led all 2014 WHL skaters in postseason power-play goals (6), tied for second in power-play assists (11), tied for fourth in game-winning goals (3) and ranked second in playoff penalty minutes (49)... Co-recipient of the 2013 Bobby Clarke Award as WHL scoring champion and the Chrysler/Dodge Top Scorer of the Year as Canadian Hockey League scoring champion after posting 120 points (49g-71a) in 68 games for the Winterhawks in 2012-13... The first Portland Winterhawk to win the CHL scoring title since 1996-97 (Todd Robinson)... Finished first in WHL goals, second in assists and tied for fourth in plus/minus (+55) in 2012-13... Named a 2013 Second-Team WHL Western Conference All-Star... Helped Portland win the 2013 Scotty Munro Trophy as regular-season champions, the Ed Chynoweth Cup as league playoff champions, and reach the Memorial Cup Final... Ranked fourth in the 2013 WHL Playoffs in points, fifth in goals, eighth in assists (10g-14a-24pts) and tied for second in penalty minutes (41)... Led all skaters in penalty minutes (12) at the 2013 Memorial Cup... Helped Portland reach Game Seven of the 2012 WHL Final... Tied for eighth in goals during the 2012 playoffs (7)... Played for Team West at the 2011 World Under-17 Hockey Challenge, posting five points (3g-2a) in five games... Tied for 14th in rookie scoring (16g-17a-33pts) as a 16-year-old with Portland in 2010-11... Tied for sixth among rookies in 2011 WHL Playoff scoring (3g-4a-7pts), helping Portland reach the WHL Final... Ranked fifth in Manitoba AAA Midget League scoring (23g-40a-63pts) in 2009-10, helping the Winnipeg Wild to a league title... His mother, Kathleen, competed in gymnastics for Canada at the 1984 Olympic Summer Games... On Twitter @leip28.

| SEASON  | CLUB     | LEAGUE | REGULAR SEASON |    |    |     |     | PLAYOFFS |    |    |     |     |
|---------|----------|--------|----------------|----|----|-----|-----|----------|----|----|-----|-----|
|         |          |        | GP             | G  | A  | PTS | PIM | GP       | G  | A  | PTS | PIM |
| 2009-10 | Winnipeg | MMHL   | 40             | 23 | 40 | 63  | 36  | 7        | 2  | 2  | 4   | 17  |
| 2010-11 | Portland | WHL    | 68             | 16 | 17 | 33  | 50  | 21       | 3  | 4  | 7   | 14  |
| 2011-12 | Portland | WHL    | 65             | 28 | 30 | 58  | 82  | 20       | 7  | 8  | 15  | 28  |
| 2012-13 | Portland | WHL    | 68             | 49 | 71 | 120 | 103 | 21       | 10 | 14 | 24  | 41  |
| 2013-14 | Portland | WHL    | 60             | 39 | 52 | 91  | 111 | 20       | 14 | 19 | 33  | 49  |






# PLAYERS IN THE SYSTEM

Amateur

European Pro/Amateur

Professional



**SAKU  
MAENALANEN**  
(SA-koo mai-NA-lah-neh)

Shoots left. • 6-3, 187 lbs.  
Born, Kemi, Finland, May 29, 1994.  
(Nashville's fifth choice, 125th overall (fifth round),  
in the 2013 Entry Draft).

**RIGHT WING**

**CAREER NOTES:** Expected to play the 2014-15 campaign with Karpat Oulu in the Finnish Elite League (SM-Liiga)... Tied for ninth among SM-Liiga junior players in goals (4), and tied for 13th in points (7) in 2013-14... Ranked second (minimum 10gp) in the Finnish second division (Mestis) in goals per game (.6) during a 15-game loan to Jokipojat... Helped Karpat's junior club to a silver medal in the 2014 Finnish junior league playoffs, and was a part of the 2014 SM-Liiga Champion Karpat team, though did not appear in a playoff contest... Helped Finland claim the Gold Medal at the 2014 World Junior Championship, its first title at the tournament since 1987... Led the 2014 World Junior Championship in goals (7), ranked second in plus/minus rating (+9), and tied for third in points (11)... Led the Finnish junior league in assists (35), while ranking second in points (58) and tied for third in goals with Karpat in 2012-13... Named to the 2013 Finnish junior league All-Star Team, along with fellow 2013 Predators draftee Juse Saros... Tied for the Karpat team lead in goals (5) and points (7) during the 2013 playoffs... Playing for Karpat's under-18 team in 2011-12, ranked second in league assists (29) and fourth in points (42)... Led Karpat, and tied for fourth in the under-18 league playoffs, in goals (7) in 2012.

| SEASON  | CLUB        | LEAGUE      | REGULAR SEASON |    |    |     |     | PLAYOFFS |    |    |     |     |
|---------|-------------|-------------|----------------|----|----|-----|-----|----------|----|----|-----|-----|
|         |             |             | GP             | G  | A  | PTS | PIM | GP       | G  | A  | PTS | PIM |
| 2011-12 | Karpat U-18 | Finland-U18 | 41             | 14 | 35 | 49  | 72  | 12       | 8  | 4  | 12  | 6   |
| 2012-13 | Karpat Jr.  | Finland-Jr. | 45             | 23 | 35 | 58  | 43  | 5        | 5  | 2  | 7   | 18  |
| 2013-14 | Karpat      | Finland     | 25             | 4  | 3  | 7   | 0   | --       | -- | -- | --  | --  |
|         | Karpat Jr.  | Finland-Jr. | 5              | 3  | 3  | 6   | 2   | 12       | 4  | 4  | 8   | 10  |
|         | Jokipojat   | Finland-2   | 15             | 9  | 6  | 15  | 4   | --       | -- | -- | --  | --  |




**MAREK  
MAZANEC**  
(MAIR-ehk muh-ZAN-ehk)

Catches right. • 6-4, 194 lbs.  
Born, Pisek, Czech Republic, July 18, 1991.  
(Nashville's ninth choice, 179th overall (sixth round),  
in the 2012 Entry Draft).

**GOALTENDER**

**CAREER NOTES:** Split his first North American professional season between Nashville (NHL) and Milwaukee (AHL) in 2013-14, playing the fifth-most minutes of any rookie NHL netminder (1,369:32) during the campaign... Made his NHL debut on Nov. 12, 2013 vs. the New York Islanders, stopping 30-of-33 shots... Became the eighth netminder in Predators franchise history to record a win by stopping 39 shots in his third career start on Nov. 16, 2013 vs. Chicago. It was the most saves by a Predators goalie in 2013-14... Became the seventh goalie and the youngest in club history to record a shutout on Nov. 19, 2013 at Detroit by stopping all 27 shots he faced, then posted his second shutout four games later on Nov. 27 at Columbus (19 saves)... Named the NHL's Rookie of the Month for November 2013 after going 5-4-1 with two shutouts, a 2.00 goals-against average and a .933 save percentage... Ranked second among AHL rookie goaltenders, and 10th overall, in point percentage after posting an 18-10-3 record (.629, min. 700 minutes) in 2013-14... Named AHL Player of the Week for the week of April 7-13, 2014... Helped HC Plzen win the Czech Extraliga title in 2012-13... Appeared in all 20 of Plzen's postseason games, ranking fourth in playoff goals-against average (2.13), sixth in save percentage (.932) and tied for second in shutouts (2) (min. 200 minutes)... Stopped 48-of-51 shots in Game Seven of the Czech League Final, with former NHLer Martin Straka scoring the title-winning goal at the 16:15 mark of double overtime... Ranked sixth in Czech Extraliga goals-against average during the 2012-13 regular season (2.49)... Led all goaltenders in the 2012 Extraliga Playoffs in goals-against average (2.15)... Ranked third in the Czech junior league in goals-against average (2.10) and tied for fourth in save percentage (.925) with Plzen Jr. in 2010-11... Represented the Czech Republic at the 2011 World Junior Championship, playing in three of the team's six games... Tied for third in the Czech Junior League in save percentage (.926) and ranked seventh in the league in goals-against average (2.59) in his first season at the level in 2008-09... Paced all netminders in the 2009 junior league playoffs in goals-against average (1.75), and ranked fourth in save percentage (.948)... Appeared in three of the Czech Republic's six games at the 2009 U-18 World Championship... Posted the third-best goals-against average in the 2008 U-18 league playoffs (1.83), helping Plzen claim the league title... Passed over in 2009, 2010 and 2011 drafts before Nashville selected him in 2012... On Twitter @mazanec222

| Season                      | Club          | League         | REGULAR SEASON |          |           |          |             | PLAYOFFS  |          |             |          |          |          |          |          |          |             |
|-----------------------------|---------------|----------------|----------------|----------|-----------|----------|-------------|-----------|----------|-------------|----------|----------|----------|----------|----------|----------|-------------|
|                             |               |                | GP             | W        | L         | O/T      | Mins.       | GA        | SO       | Avg.        | GP       | W        | L        | Mins.    | GA       | SO       | Avg.        |
| 2007-08                     | HC Plzen U-18 | Czech Rep.-U18 | 41             | 31       | 10        | 0        | 2457        | 99        | 5        | 2.42        | 8        | 8        | 0        | 492      | 15       | 1        | 1.83        |
| 2008-09                     | HC Plzen Jr.  | Czech Rep. Jr. | 27             | 15       | 12        | 0        | 1577        | 68        | 0        | 2.59        | 5        | 3        | 2        | 309      | 9        | 0        | 1.75        |
| 2009-10                     | HC Plzen Jr.  | Czech Rep. Jr. | 43             | 30       | 13        | 0        | 2560        | 111       | 3        | 2.60        | 2        | 1        | 1        | 120      | 7        | 0        | 3.50        |
|                             | HC Klatovy    | Czech Rep.-3   | 3              | 2        | 1         | 0        | 185         | 10        | 0        | 3.24        | --       | --       | --       | --       | --       | --       | --          |
|                             | HC Plzen      | Czech Rep.     | 1              | 0        | 1         | 0        | 20          | 3         | 0        | 9.00        | --       | --       | --       | --       | --       | --       | --          |
| 2010-11                     | HC Plzen Jr.  | Czech Rep. Jr. | 30             | 18       | 12        | 0        | 1683        | 59        | 7        | 2.10        | --       | --       | --       | --       | --       | --       | --          |
|                             | HC Plzen      | Czech Rep.     | 15             | 9        | 6         | 0        | 860         | 40        | 1        | 2.79        | --       | --       | --       | --       | --       | --       | --          |
|                             | IHC Pisek     | Czech Rep.-2   | 9              | 4        | 5         | 0        | 435         | 17        | 1        | 2.34        | --       | --       | --       | --       | --       | --       | --          |
| 2011-12                     | HC Plzen      | Czech Rep.     | 19             | 12       | 7         | 0        | 973         | 48        | 1        | 2.96        | 5        | 1        | 4        | 222      | 8        | 0        | 2.16        |
|                             | HC Klatovy    | Czech Rep.-3   | 17             | 10       | 7         | 0        | 1033        | 65        | 0        | 3.78        | 6        | 3        | 3        | 359      | 19       | 1        | 3.18        |
|                             | HC Plzen Jr.  | Czech Rep. Jr. | 1              | 1        | 0         | 0        | 60          | 4         | 0        | 4.00        | --       | --       | --       | --       | --       | --       | --          |
| 2012-13                     | HC Plzen      | Czech Rep.     | 21             | 9        | 12        | 0        | 1255        | 52        | 1        | 2.49        | 20       | 12       | 8        | 1241     | 44       | 2        | 2.13        |
|                             | IHC Pisek     | Czech Rep.-2   | 12             | 4        | 8         | 0        | 706         | 50        | 0        | 4.25        | --       | --       | --       | --       | --       | --       | --          |
|                             | HC Plzen Jr.  | Czech Rep. Jr. | 2              | 2        | 0         | 0        | 120         | 5         | 0        | 2.50        | --       | --       | --       | --       | --       | --       | --          |
| 2013-14                     | Milwaukee     | AHL            | 31             | 18       | 10        | 3        | 1866        | 76        | 0        | 2.44        | 3        | 0        | 3        | 178      | 9        | 0        | 3.03        |
|                             | Nashville     | NHL            | 25             | 8        | 10        | 4        | 1370        | 64        | 2        | 2.80        | --       | --       | --       | --       | --       | --       | --          |
| <b>PREDATORS/NHL TOTALS</b> |               |                | <b>25</b>      | <b>8</b> | <b>10</b> | <b>4</b> | <b>1370</b> | <b>64</b> | <b>2</b> | <b>2.80</b> | <b>0</b> | <b>0</b> | <b>0</b> | <b>0</b> | <b>0</b> | <b>0</b> | <b>0.00</b> |



**SIMON MOSER**  
(SUGH-muhn MOH-zuhr)

Shoots left. • 6-2, 215 lbs.  
Born, Bern, Switzerland, March 10, 1989.  
(Signed as a free agent on Sept. 30, 2013).

**LEFT WING**

**CAREER NOTES:** Played his first six NHL games during three recalls to Nashville (Feb. 1, Feb. 4, Feb. 24) during the 2013-14 season... Made his NHL debut on Feb. 1, 2014 at St. Louis and notched his first point/assist two games later on Feb. 8, 2014 vs. Anaheim... Scored his first career goal on March 1, 2014 vs. Winnipeg... Spent the majority of the 2013-14 season with Milwaukee (AHL), ranking eighth among club forwards in points (8g-18a-26pts)... Represented Switzerland at both the 2014 Olympics in Sochi (4gp, 1g-0a-1pts), and the 2014 World Championship in Minsk, Belarus (7gp, 0g-2a-2pts)... His first career Olympic goal was the game winner with eight seconds remaining in regulation of Switzerland's 1-0 victory over Latvia in the preliminary round on Feb. 12, 2014... Served as team captain of Langnau in the Swiss A League during the 2012-13 campaign, ranking second on the team in goals (10) and third in points (21)... Helped Switzerland to the 2013 World Championship final, and a silver medal, the nation's first medal at the tournament in 60 years... Tied for fifth on the team in goals (3) at the 2013 World Championship... Tied for 12th in the Swiss A League - and led Langnau - in goals (18) during the 2011-12 season... Ranked third on the 2011-12 Langnau Tigers in points (34) while serving as an alternate captain... Scored two goals in two games for the Swiss during the 2012 World Championship... Led Langnau in plus/minus rating (+7) while ranking fifth in goals (11) in 2010-11... Made his World Championship debut at the 2011 tournament in Slovakia, recording a pair of assists in six games... Tied for fifth on the Tigers in goals (9) during the 2009-10 regular season, then tied for the team lead in the category (5) during 2010 relegation play... Tied with Predators defenseman Roman Josi for the Swiss A League lead in goals among junior players (7), while tying for third in points (13) among under-20 skaters, in his first full A League season with Langnau in 2008-09... Helped the Swiss to a gold medal at the Division I World Junior Championship, ranking fourth in goals (5) at the tournament... Led the Swiss Junior League in points (68) and ranked second in both goals (33) and assists (35), with Langnau's junior club in 2006-07... Notched an assist in six games at the 2007 Under-18 World Championship... On Twitter @21Moser.

| SEASON                      | CLUB        | LEAGUE      | REGULAR SEASON |          |          |          |          | PLAYOFFS |          |          |          |          |
|-----------------------------|-------------|-------------|----------------|----------|----------|----------|----------|----------|----------|----------|----------|----------|
|                             |             |             | GP             | G        | A        | PTS      | PIM      | GP       | G        | A        | PTS      | PIM      |
| 2004-05                     | Langnau Jr. | Swiss-Jr.   | 38             | 33       | 35       | 68       | 40       | --       | --       | --       | --       | --       |
| 2007-08                     | Langnau Jr. | Swiss-Jr.   | 5              | 0        | 1        | 1        | 16       | 4        | 3        | 1        | 4        | 6        |
|                             | Martigny    | Swiss-2     | 42             | 7        | 5        | 12       | 72       | --       | --       | --       | --       | --       |
| 2008-09                     | Langnau     | Switzerland | 4              | 1        | 0        | 1        | 0        | --       | --       | --       | --       | --       |
|                             | Schweiz Jr. | Swiss-2     | 6              | 0        | 0        | 0        | 0        | --       | --       | --       | --       | --       |
|                             | Langnau     | Switzerland | 47             | 7        | 6        | 13       | 37       | --       | --       | --       | --       | --       |
| 2009-10                     | Schweiz Jr. | Swiss-2     | 3              | 2        | 0        | 2        | 6        | --       | --       | --       | --       | --       |
|                             | Langnau     | Switzerland | 50             | 9        | 9        | 18       | 28       | --       | --       | --       | --       | --       |
| 2010-11                     | Langnau     | Switzerland | 46             | 11       | 12       | 23       | 20       | 4        | 2        | 0        | 2        | 2        |
| 2011-12                     | Langnau     | Switzerland | 50             | 18       | 16       | 34       | 50       | --       | --       | --       | --       | --       |
| 2013-14                     | Langnau     | Switzerland | 35             | 10       | 11       | 21       | 44       | --       | --       | --       | --       | --       |
| 2013-14                     | Milwaukee   | AHL         | 48             | 8        | 18       | 26       | 8        | 3        | 0        | 0        | 0        | 0        |
|                             | Nashville   | NHL         | 6              | 1        | 1        | 2        | 2        | --       | --       | --       | --       | --       |
| <b>PREDATORS/NHL TOTALS</b> |             |             | <b>6</b>       | <b>1</b> | <b>1</b> | <b>2</b> | <b>2</b> | <b>0</b> | <b>0</b> | <b>0</b> | <b>0</b> | <b>0</b> |



**WADE MURPHY**  
(WAYD MUHR-fee)

Shoots right. • 5-11, 183 lbs.  
Born, Victoria, British Columbia, October 22, 1993.  
(Nashville's ninth choice, 185th overall (seventh round), in the 2013 Entry Draft).

**RIGHT WING**

**CAREER NOTES:** Will play his sophomore season at the University of North Dakota (NCHC) in 2014-15... Helped UND to its 20th NCAA Frozen Four appearance as a freshman in 2013-14... A British Columbia Hockey League Interior Conference First-Team All-Star for the second straight season in 2012-13... Spent his third full season in the BCHL and first full campaign with Pentiction in 2012-13, tying for fifth in league points (23g-47a-70pts) while ranking third in assists... Also ranked fifth in the BCHL in power-play points (7g-19a-26pts) in 2012-13... One of 11 BCHL skaters to post multiple power-play (7), shorthanded (2) and game-winning goals (4) in 2012-13... Tied for ninth in playoff points (5g-6a-11pts), in helping Pentiction win the 2013 Ryan Hatfield Trophy as Interior Conference Champions and reach the 2013 Fred Page Cup Final... Earned a silver medal with Canada West at the 2012 World Junior A Hockey Challenge, tying for sixth in the tournament in points (3g-3a-6pts)... Named a BCHL Interior Conference First-Team All-Star in 2011-12 after ranking fourth in league points (36g-55a-91pts) and assists, and seventh in goals... Helped Pentiction claim the 2012 RBC Cup as Junior A champions of Canada and the 2012 Fred Page Cup as BCHL champs after a Jan. 11, 2012 trade from Victoria... Ranked sixth in the BCHL in power-play points (10g-10a-20pts) and eighth in game-winning goals (5) in 2011-12... Led all skaters in goals (9) and points (18) during the 2012 BCHL Playoffs... Tied for second in goals (3) at the 2012 RBC Cup... Attended Calgary's 2012 Development Camp after going undrafted in the 2012 Entry Draft... On Twitter @wmurphy93.

| SEASON  | CLUB                  | LEAGUE | REGULAR SEASON |    |    |     |     | PLAYOFFS |    |    |     |     |
|---------|-----------------------|--------|----------------|----|----|-----|-----|----------|----|----|-----|-----|
|         |                       |        | GP             | G  | A  | PTS | PIM | GP       | G  | A  | PTS | PIM |
| 2010-11 | Victoria              | BCHL   | 56             | 7  | 9  | 16  | 30  | 8        | 2  | 1  | 3   | 6   |
| 2011-12 | Victoria              | BCHL   | 38             | 22 | 40 | 62  | 58  | --       | -- | -- | --  | --  |
|         | Pentiction            | BCHL   | 22             | 14 | 15 | 29  | 8   | 15       | 9  | 9  | 18  | 6   |
| 2012-13 | Pentiction            | BCHL   | 50             | 23 | 47 | 70  | 50  | 15       | 5  | 6  | 11  | 12  |
| 2013-14 | Univ. of North Dakota | NCHC   | 19             | 0  | 3  | 3   | 8   | --       | -- | -- | --  | --  |




# PLAYERS IN THE SYSTEM

Amateur

European Pro/Amateur

Professional



## GARRETT NOONAN

(GAIR-reht NOO-nuhn)

Shoots left. • 6-2, 206 lbs.

Born, Norfolk, Mass., January 28, 1991.

(Nashville's fourth choice, 112th overall (fourth round), in the 2011 Entry Draft).

### DEFENSE

**CAREER NOTES:** Expected to play his rookie professional season in 2014-15 after signing his first contract on April 22, 2014... Amassed 81 points (30g-51a) and 271 penalty minutes in 145 games at Boston University (Hockey East) from 2010-14... Served as team captain and was named the Terriers' most valuable player during his senior season in 2013-14...


Tied for ninth among Hockey East defensemen in points (4g-16a-20pts) as a senior, his third consecutive season ranking among the conference's Top 10 blueliners in the category... Tied for sixth among Hockey East defensemen in goals, and tied for eighth in among conference blueliners in points (6g-13a-19pts) in 2012-13... Ranked sixth in the nation in penalty minutes (94) in 2012-13, his junior season at BU... Tied for first in the nation among defensemen in goals (16) and power-play goals (8) during his sophomore season at BU in 2011-12... Ranked fourth in Hockey East, and 16th nationally, in blueliner points (27) in 2011-12... Named a 2012 Second-Team Hockey East All-Star... Paced the 2011-12 Terriers, and ranked fourth in the conference, in plus/minus rating (+19)... Co-recipient of BU's 2012 Friends Albert Sidd Unsung Hero Award... Led the Terriers in penalty minutes (89) during his freshman season in 2010-11... Tied for seventh among Hockey East rookie defensemen in points (4g-11a-15pts) in 2010-11... Helped the Vernon Vipers capture the 2010 RBC Cup (Canada's National Junior A Hockey Championship), Doyle Cup (series between BCHL and AJHL champions) and Fred Page Cup (BCHL Champions)... Posted 34 points (12g-22a) in 30 contests while captaining Catholic Memorial High School during the 2008-09 season... Named the 2009 co-MVP of the Catholic Conference after helping Catholic Memorial win the Massachusetts Super 8 Championship... 2009 Boston Globe All-Scholastic honoree and member of the Boston Herald Dream Team... On Twitter @GarrettNoonan13.

### REGULAR SEASON

| SEASON  | CLUB         | LEAGUE | GP | G  | A  | PTS | PIM |
|---------|--------------|--------|----|----|----|-----|-----|
| 2009-10 | Vernon       | BCHL   | 58 | 2  | 16 | 18  | 60  |
| 2010-11 | Boston Univ. | H-East | 38 | 4  | 11 | 15  | 89  |
| 2011-12 | Boston Univ. | H-East | 38 | 16 | 11 | 27  | 64  |
| 2012-13 | Boston Univ. | H-East | 34 | 6  | 13 | 19  | 94  |
| 2013-14 | Boston Univ. | H-East | 34 | 4  | 16 | 20  | 42  |

### PLAYOFFS

| GP | G  | A  | PTS | PIM |
|----|----|----|-----|-----|
| 19 | 3  | 3  | 6   | 16  |
| -- | -- | -- | --  | --  |
| -- | -- | -- | --  | --  |
| -- | -- | -- | --  | --  |
| -- | -- | -- | --  | --  |



## NICK OLIVER

(NIHK aw-LIH-uhvr)

Shoots left. • 6-1, 194 lbs.

Born, Grand Forks, N.D., May 4, 1991.

(Nashville's eighth choice, 110th overall (fourth round), in the 2009 Entry Draft).

### CENTER


**CAREER NOTES:** Expected to play his senior season at St. Cloud State University (NCHC) in 2014-15... A co-captain for the Huskies 2013-14 squad that won the inaugural National Collegiate Hockey Conference regular-season title... Earned academic all-conference honors for the third consecutive season in 2013-14... Helped St. Cloud advance to the Frozen Four for the first time in school history during his sophomore season in 2012-13... A 2013 WCHA All-Academic Team selection and 2013 WCHA Scholar-Athlete... Sued up for 34 of St. Cloud's 39 games during his freshman season in 2011-12... Helped the Fargo Force (USHL) reach a deciding Game Five in the 2010 Clark Cup Final... Split the 2008-09 season between Fargo (USHL) and Roseau High School (Minn.), missing time with a broken collarbone... Named 2009 AP All-State Honorable Mention... Captained the 2008-09 Roseau squad, and won the Oscar Almqvist Award for leadership... Played with fellow 2009 Predators draftee Zach Budish on Team USA's entry at the 2008 Ivan Hlinka Memorial Tournament, posting two goals in four games... Played three seasons for the Roseau Rams from 2006-09, amassing 82 points (33g-49a) in 62 games. His father, Scott, coached the team for all three seasons... Helped Roseau win the Minnesota Class-A State Championship in 2007... Helped the United States earn a silver medal at the 2007 Under-17 Five Nations Tournament... Also played football at Roseau High School, whose alumni includes U.S. Hockey Hall of Famers Neal and Aaron Broten and NHL All-Star Dustin Byfuglien... On Twitter @NickOliver27.

### REGULAR SEASON

| SEASON  | CLUB            | LEAGUE  | GP | G  | A  | PTS | PIM |
|---------|-----------------|---------|----|----|----|-----|-----|
| 2006-07 | Roseau H.S.     | USHS-MN | 31 | 12 | 14 | 26  | 51  |
| 2007-08 | Roseau H.S.     | USHS-MN | 30 | 17 | 25 | 42  | 45  |
| 2008-09 | Roseau H.S.     | USHS-MN | 11 | 5  | 11 | 16  | 8   |
|         | Fargo           | USHL    | 12 | 1  | 1  | 2   | 11  |
| 2009-10 | Fargo           | USHL    | 53 | 5  | 13 | 18  | 95  |
| 2010-11 | Fargo           | USHL    | 56 | 7  | 10 | 17  | 64  |
| 2011-12 | St. Cloud State | WCHA    | 34 | 2  | 2  | 4   | 33  |
| 2012-13 | St. Cloud State | WCHA    | 34 | 1  | 5  | 6   | 22  |
| 2013-14 | St. Cloud State | NCHC    | 37 | 1  | 3  | 4   | 12  |

### PLAYOFFS

| GP | G  | A  | PTS | PIM |
|----|----|----|-----|-----|
| -- | -- | -- | --  | --  |
| -- | -- | -- | --  | --  |
| 1  | 0  | 0  | 0   | 0   |
| 13 | 1  | 1  | 2   | 4   |
| 5  | 0  | 0  | 0   | 6   |
| -- | -- | -- | --  | --  |
| -- | -- | -- | --  | --  |
| -- | -- | -- | --  | --  |



**EMIL  
PETTERSEN**  
(eh-MIHL PEH-tuhr-suhn)

Shoots left. • 6-2, 164 lbs.  
Born, Sundsvall, Sweden, January 14, 1994.  
(Nashville's seventh choice, 155th overall (sixth round),  
in the 2013 Entry Draft).

**CENTER**

**CAREER NOTES:** Will play the 2014-15 season with Timra of Sweden's second division (Allsvenskan)... Spent the majority of the 2013-14 campaign with Timra's senior team in the Allsvenskan, tying for seventh among league junior players in goals (6), and eighth in points (14)... Played 12 games for Timra's junior team in 2013-14, ranking second in Swedish junior league play in points per game (1.58)... Tied for fourth in the Swedish junior league in assists (31), and tied for 14th among all skaters and led Timra in points (44)... Made his Swedish Elite League debut on Jan. 15, 2013 against Frolunda, then was recalled for the team's season finale, and played in two of Timra's 10 qualification contests... Ranked fifth in points (8g-11a-19pts), as well as tying for sixth in goals and assists during 2011-12 Under-18 Allsvenskan Norra, league play that spans from January-March... Tied for first in game-winning goals (3) during 2011-12 Under-18 Allsvenskan Norra, and ranked fourth in game winners (4) during 2011-12 Under-18 Elit Norra, regional play during the first half of the season... Also tied for first in shorthanded goals (3) in 2011-12 Under-18 Elit Norra play... Tied for seventh in plus/minus rating (+14) during 2010-11 Under-18 Allsvenskan play.

| SEASON  | CLUB       | LEAGUE     | REGULAR SEASON |    |    |     |     | PLAYOFFS |    |    |     |     |
|---------|------------|------------|----------------|----|----|-----|-----|----------|----|----|-----|-----|
|         |            |            | GP             | G  | A  | PTS | PIM | GP       | G  | A  | PTS | PIM |
| 2010-11 | Timra U-18 | Sweden-U18 | 34             | 10 | 16 | 26  | 26  | 5        | 0  | 1  | 1   | 0   |
| 2011-12 | Timra U-18 | Sweden-U18 | 31             | 19 | 22 | 41  | 94  | 3        | 1  | 4  | 5   | 10  |
|         | Timra Jr.  | Sweden-Jr. | 17             | 4  | 2  | 6   | 10  | 3        | 1  | 1  | 2   | 2   |
| 2012-13 | Timra Jr.  | Sweden-Jr. | 44             | 13 | 31 | 44  | 38  | 2        | 0  | 0  | 0   | 0   |
|         | Timra      | SHL        | 2              | 0  | 0  | 0   | 0   | 2        | 1  | 0  | 1   | 0   |
| 2013-14 | Timra      | SHL        | 44             | 6  | 8  | 12  | 0   | --       | -- | -- | --  | --  |
|         | Timra Jr.  | Sweden-Jr. | 12             | 10 | 9  | 19  | 12  | 2        | 2  | 0  | 2   | 4   |



**JOE  
PISKULA**  
(JOH pihs-KOO-luh)

Shoots left. • 6-3, 212 lbs.  
Born, Antigo, Wis., July 5, 1984  
(Acquired from Calgary for Brian McGrattan on  
February 28, 2013).

**DEFENSE**

**CAREER NOTES:** Was recalled to Nashville on Nov. 30, 2013 and appeared in two games for the Predators - Nov. 30 vs. Philadelphia and Dec. 3 vs. Vancouver - before being reassigned to Milwaukee (AHL) on Dec. 5, 2013... Suiited up for 73 of Milwaukee's 76 games in 2013-14, tying for 16th in the AHL and pacing the Admirals in plus/minus rating (+20)... Ranked second among Milwaukee blueliners in assists (20) in 2013-14... Appeared in 46 of Abbotsford's first 56 games of the 2012-13 before making his Milwaukee Admirals debut on March 1, 2013... Played in Milwaukee's final 23 games, with the team going 16-6-1 with him in the lineup... Played in five NHL contests with Calgary during a one-week recall from Dec. 3-10, 2011... Ranked second among Abbotsford defensemen in points (3g-15a), and fourth among all skaters in plus/minus (+10) during the 2011-12 campaign... Spent the 2010-11 season on an AHL contract with Abbotsford, tying for third on the team in penalty minutes (73), then signed an NHL deal with parent club Calgary on July 1, 2011... Ranked third on the Manchester Monarchs in plus/minus rating in 2009-10 (+10) on a team that also included current Predator Rich Clune... Helped Manchester reach the 2010 Eastern Conference Final... Led the 2008-09 Monarchs in plus/minus rating (+11)... Compiled 22 points (3g-19a) and 80 penalty minutes during a three-season, 112-game career at the University of Wisconsin (WCHA) from 2004-07... Signed his first professional contract, a three-year entry-level deal with the Los Angeles Kings, at the conclusion of his junior season at Wisconsin (March 21, 2007)... Made his NHL debut with L.A. on March 23, 2007 and appeared in five of the Kings' final nine games of the 2006-07 campaign... Helped Wisconsin win the 2006 NCAA National Title, and was named the Badgers Otto Breitenbach Most Improved Player by his teammates in 2005-06... A finalist for the Wisconsin Mr. Hockey award during his time at Antigo High School... Also captained Antigo High School's football team.

| SEASON                  | CLUB            | LEAGUE | REGULAR SEASON |          |          |          |          | PLAYOFFS |          |          |          |          |
|-------------------------|-----------------|--------|----------------|----------|----------|----------|----------|----------|----------|----------|----------|----------|
|                         |                 |        | GP             | G        | A        | PTS      | PIM      | GP       | G        | A        | PTS      | PIM      |
| 2002-03                 | Chicago         | USHL   | 13             | 0        | 0        | 0        | 18       | --       | --       | --       | --       | --       |
|                         | Des Moines      | USHL   | 32             | 2        | 6        | 8        | 18       | 4        | 0        | 1        | 1        | 4        |
| 2003-04                 | Des Moines      | USHL   | 58             | 2        | 4        | 6        | 68       | 3        | 0        | 1        | 1        | 0        |
| 2004-05                 | U. of Wisconsin | WCHA   | 40             | 0        | 6        | 6        | 24       | --       | --       | --       | --       | --       |
| 2005-06                 | U. of Wisconsin | WCHA   | 34             | 2        | 9        | 11       | 22       | --       | --       | --       | --       | --       |
| 2006-07                 | U. of Wisconsin | WCHA   | 38             | 1        | 4        | 5        | 34       | --       | --       | --       | --       | --       |
|                         | Los Angeles     | NHL    | 5              | 0        | 0        | 0        | 6        | --       | --       | --       | --       | --       |
| 2007-08                 | Manchester      | AHL    | 55             | 0        | 7        | 7        | 57       | 4        | 0        | 0        | 0        | 4        |
| 2008-09                 | Manchester      | AHL    | 67             | 0        | 12       | 12       | 40       | --       | --       | --       | --       | --       |
| 2009-10                 | Manchester      | AHL    | 72             | 2        | 10       | 12       | 51       | 16       | 2        | 2        | 4        | 12       |
| 2010-11                 | Abbotsford      | AHL    | 71             | 1        | 11       | 12       | 73       | --       | --       | --       | --       | --       |
| 2011-12                 | Abbotsford      | AHL    | 59             | 3        | 15       | 18       | 48       | 6        | 0        | 1        | 1        | 0        |
|                         | Calgary         | NHL    | 5              | 0        | 0        | 0        | 2        | --       | --       | --       | --       | --       |
| 2012-13                 | Abbotsford      | AHL    | 46             | 2        | 8        | 10       | 51       | --       | --       | --       | --       | --       |
|                         | Milwaukee       | AHL    | 23             | 1        | 3        | 4        | 15       | 4        | 0        | 0        | 0        | 0        |
| 2013-14                 | Milwaukee       | AHL    | 73             | 3        | 20       | 23       | 56       | 3        | 0        | 1        | 1        | 4        |
|                         | Nashville       | NHL    | 2              | 0        | 0        | 0        | 0        | --       | --       | --       | --       | --       |
| <b>NHL TOTALS</b>       |                 |        | <b>12</b>      | <b>0</b> | <b>0</b> | <b>0</b> | <b>8</b> | <b>0</b> | <b>0</b> | <b>0</b> | <b>0</b> | <b>0</b> |
| <b>PREDATORS TOTALS</b> |                 |        | <b>2</b>       | <b>0</b> | <b>0</b> | <b>0</b> | <b>0</b> | <b>0</b> | <b>0</b> | <b>0</b> | <b>0</b> |          |





# PLAYERS IN THE SYSTEM

Amateur

European Pro/Amateur

Professional



## JUSSO PUUSTINEN

(YUH-soh POOS-tih-nehn)

Shoots right. • 6-2, 198 lbs.

Born, Kuopio, Finland, April 5, 1988.

(Signed as a free agent on June 16, 2011).

### RIGHT WING

**CAREER NOTES:** Played his first season with HIFK (Finland) in 2013-14, tying for second in the SM-Liiga, and leading the club in goals (23)... Tied for first in the SM-Liiga in game-winning goals (6), while tying for 12th in SM-Liiga points (40), and for sixth in power-play goals (7) and shots (256) in 2013-14... Tied for the Milwaukee (AHL) team lead in game-winning goals (4), and tied for second in power-play goals (5) in 2012-13... Ranked second on the 2011-12 Admirals in power-play markers (9) during his first professional season in North America... Ranked fourth in the Finnish Elite League (SM-Liiga) and led HPK Hameenlinna in goals (26) during his lone season with the club in 2010-11... Tied for second in SM-Liiga in shorthanded goals (3), tied for seventh in power-play goals (9) and fifth in shots (293) in 2010-11... A finalist for the 2009 Jarmo Wasama Award as SM-Liiga rookie of the year after leading first-year players in points (13g-20a-33pts) and assists, and ranking second among rookies in goals in 2008-09... Helped Espoo advance to the 2009 SM-Liiga Final, earning a silver medal... Led Kamloops (WHL) in points (27g-26a-53pts) and goals in 2007-08... Named one of Finland's three best players at the 2008 World Junior Championships after tying for seventh in the tournament and leading the team in goals (4) and ranked third on the team in points (5)... Tied for third among WHL rookies in goals (32) with Kamloops in 2006-07... Tied for fourth among all skaters in shorthanded goals (5), and tied for 15th in league power-play goals (16) in 2006-07... Earned a silver medal and posted three points (1g-2a) in six games while representing Finland at the 2006 U-18 World Championship... Tied for sixth in goals (5) and tied for the Finnish team lead in points (6) at the 2005 World Under-17 Hockey Challenge... Selected by Calgary in the fifth round (149th overall) of the 2006 Entry Draft... On Twitter @JussoPuustinen.

| SEASON  | CLUB            | LEAGUE      | REGULAR SEASON |    |    |     |     | PLAYOFFS |    |    |     |     |
|---------|-----------------|-------------|----------------|----|----|-----|-----|----------|----|----|-----|-----|
|         |                 |             | GP             | G  | A  | PTS | PIM | GP       | G  | A  | PTS | PIM |
| 2004-05 | KalPa U-18      | Finland-U18 | 26             | 14 | 15 | 29  | 81  | 6        | 1  | 2  | 3   | 4   |
|         | KalPa Jr.       | Finland-Jr. | 1              | 0  | 0  | 0   | 0   | --       | -- | -- | --  | --  |
| 2005-06 | KalPa U-18      | Finland-U18 | 7              | 8  | 7  | 15  | 18  | 1        | 0  | 0  | 0   | 2   |
|         | KalPa Jr.       | Finland-Jr. | 29             | 9  | 5  | 14  | 46  | 5        | 0  | 0  | 0   | 0   |
| 2006-07 | Kamloops        | WHL         | 64             | 32 | 39 | 71  | 52  | 4        | 0  | 3  | 3   | 4   |
|         | Suomi U-20      | Finland-2   | 2              | 0  | 1  | 1   | 2   | --       | -- | -- | --  | --  |
| 2007-08 | Kamloops        | WHL         | 60             | 27 | 26 | 53  | 26  | 4        | 1  | 1  | 2   | 2   |
|         | Suomi U-20      | Finland-2   | 2              | 0  | 0  | 0   | 2   | --       | -- | -- | --  | --  |
| 2008-09 | Espoo Blues     | Finland     | 53             | 13 | 20 | 33  | 14  | 14       | 1  | 1  | 2   | 4   |
| 2009-10 | Espoo Blues     | Finland     | 54             | 8  | 13 | 21  | 64  | 2        | 0  | 1  | 1   | 0   |
| 2010-11 | HPK Hameenlinna | Finland     | 59             | 26 | 12 | 38  | 46  | 2        | 1  | 0  | 1   | 4   |
| 2011-12 | Milwaukee       | AHL         | 55             | 16 | 16 | 32  | 8   | --       | -- | -- | --  | --  |
| 2012-13 | Milwaukee       | AHL         | 73             | 15 | 16 | 31  | 14  | 4        | 0  | 0  | 0   | 4   |
| 2013-14 | HIFK            | Finland     | 51             | 23 | 17 | 40  | 42  | 2        | 1  | 0  | 1   | 2   |



## Jaynen RISSLING

(JAY-nehn RIHZ-ling)

Shoots left. • 6-4, 223 lbs.

Born, Edmonton, Alta., September 21, 1993.

(Acquired from Washington for Nashville's seventh-round selection in the 2014 Entry Draft (traded to Winnipeg; Winnipeg selected Matt Ustaski) on April 19, 2014).

### DEFENSE

**CAREER NOTES:** Expected to play his first professional season in 2014-15 after signing a three-year entry-level contract on April 22, 2014... Spent five seasons with the Calgary Hitmen (WHL) from 2009-14, amassing 117 points (23g-94a) and 465 penalty minutes in 273 regular-season games. His penalty minute total ranks sixth in franchise history, while his games played total is good for 13th... Served as team captain for the Hitmen in 2013-14, posting more than 100 penalty minutes for the third consecutive season while leading the club to its 16th playoff appearance in the last 17 seasons... Led all Calgary skaters in penalty minutes (105) and ranked fifth on the team in assists (29) in 2013-14... Six of his eight 2013-14 goals came on the power play... Led the Hitmen in penalty minutes (122) and ranked third on the team in plus/minus rating (+35) in 2012-13, helping the club advance to Game Seven of the WHL Eastern Conference Championship series... Paced Calgary in penalty minutes in 2011-12 (124)... Led all Hitmen blueliners in goals in 2010-11 (5)... Helped the 2009-10 Hitmen win the Ed Chynoweth Cup as WHL champions and reach the Memorial Cup... Washington's ninth selection, 197th overall (seventh round), in the 2012 Entry Draft... His father, Kelly, played for the WHL's Lethbridge Broncos and Portland Winterhawks from 1977-81, and spent time in both the International and Atlantic Coast Hockey Leagues from 1981-85... His uncle, Gary, played 221 NHL games with Washington and Pittsburgh from 1978-85, as well as 442 games in the American and International Hockey Leagues from 1977-87.

| SEASON  | CLUB              | LEAGUE | REGULAR SEASON |   |    |     |     | PLAYOFFS |    |    |     |     |
|---------|-------------------|--------|----------------|---|----|-----|-----|----------|----|----|-----|-----|
|         |                   |        | GP             | G | A  | PTS | PIM | GP       | G  | A  | PTS | PIM |
| 2007-08 | CAC Lehigh        | AMBHL  | 33             | 7 | 13 | 20  | 54  | 2        | 0  | 2  | 2   | 2   |
| 2008-09 | CAC Gregg's Dist. | AMBHL  | 33             | 3 | 11 | 14  | 68  | 5        | 0  | 0  | 0   | 22  |
| 2009-10 | Calgary           | WHL    | 36             | 0 | 8  | 8   | 19  | 9        | 1  | 2  | 3   | 4   |
| 2010-11 | Calgary           | WHL    | 67             | 5 | 16 | 21  | 95  | --       | -- | -- | --  | --  |
| 2011-12 | Calgary           | WHL    | 55             | 5 | 18 | 23  | 124 | 5        | 0  | 0  | 0   | 0   |
| 2012-13 | Calgary           | WHL    | 61             | 5 | 23 | 28  | 122 | 17       | 0  | 6  | 6   | 18  |
| 2013-14 | Calgary           | WHL    | 54             | 8 | 29 | 37  | 105 | 6        | 0  | 2  | 2   | 12  |




**MIIKKA SALOMAKI**  
(MEE-kah SA-loh-MA-kee)

Shoots left. • 5-11, 211 lbs.  
Born, Raahе, Finland, March 9, 1993.  
(Nashville's second choice, 52nd overall (second round), in the 2011 Entry Draft).

**LEFT WING**

**CAREER NOTES:** Led the 2013-14 Milwaukee Admirals (AHL) in points (20g-30a-50pts), ranked on the team in assists and third in goals during his first season in North America... Tied for fifth among AHL rookies in points, and for seventh among first-year AHLers in assists in 2013-14... Tied for ninth among AHL rookies, and for second on the Admirals, in power-play points (6g-11a-17pts) in 2013-14... Tied for fourth among 2013-14 Milwaukee skaters in penalty minutes (83)... Helped Finland to a silver medal at the 2014 World Championship, posting two points (1g-1a), 18 penalty minutes and a +3 rating while appearing in all 10 games in his first appearance at the tournament... Spent his third season with Karpas Oulu of the Finnish Elite League (SM-Liiga) in 2012-13, tying for the team lead in plus/minus rating (+8) and tying for third in power-play goals (4)... Represented Finland at the World Junior Championship for the third consecutive year in 2013, tying for eighth among all tournament skaters in points (3g-5a-8pts, 6gp), while tying for 10th in assists... Ranked third on Karpas in penalty minutes (56) and plus/minus rating (+9) in 2011-12... Ranked second in the 2012 SM-Liiga playoffs in penalty minutes (56)... Represented Finland at the 2012 World Junior Championship, tying for third on the team in goals (3), and fifth in points (6) in seven games... Tied for sixth in goals (5) and ranked third among junior players in points (5) with Karpas during the 2011 European Trophy tournament... Ranked second among SM-Liiga rookies in penalty minutes (53), and tied for 11th in both points (4g-6a-10pts) and plus/minus rating (+2) in 2010-11... Named one of Finland's three best players at the 2011 U-18 World Championship after tying for sixth in tournament goals (4) and ranking second on the team in points (6)... Notched three points (2g-1a) and tied for the team lead in penalty minutes (14) with Finland at the 2011 World Junior Championship. Both of his goals were game-winners... Also represented Finland at the 2010 Under-20 Four Nations Tournament... Named Finnish junior league (Jr. A SM-Liiga) rookie of the year in 2009-10... Helped Karpas win the 2010 Jr. A SM-Liiga title... Ranked sixth in the Finnish junior league in penalty minutes (93), and ranked 11th in both points (18g-25a-43pts) and goals with Karpas's junior squad in 2009-10... Helped Finland to a bronze medal at the 2010 U-18 World Championship... Posted three points (2g-1a) in five games with Finland at the 2010 World Under-17 Challenge... Product of the Karpas Oulu system that also produced Predators goaltender Pekka Rinne.

| SEASON  | CLUB          | LEAGUE      | REGULAR SEASON |    |    |     |     | PLAYOFFS |    |    |     |     |
|---------|---------------|-------------|----------------|----|----|-----|-----|----------|----|----|-----|-----|
|         |               |             | GP             | G  | A  | PTS | PIM | GP       | G  | A  | PTS | PIM |
| 2008-09 | Laser HT U-18 | Finland-U18 | 23             | 13 | 30 | 43  | 71  | --       | -- | -- | --  | --  |
| 2009-10 | Karpas Jr.    | Finland-Jr. | 37             | 18 | 25 | 43  | 93  | --       | -- | -- | --  | --  |
|         | Karpas U-18   | Finland-U18 | 3              | 4  | 2  | 6   | 4   | --       | -- | -- | --  | --  |
| 2010-11 | Karpas        | Finland     | 40             | 4  | 6  | 10  | 53  | 3        | 0  | 1  | 1   | 27  |
|         | Suomi U-20    | Finland-2   | 3              | 1  | 1  | 2   | 27  | --       | -- | -- | --  | --  |
| 2011-12 | Karpas        | Finland     | 40             | 12 | 9  | 21  | 56  | 7        | 1  | 0  | 1   | 56  |
| 2012-13 | Karpas        | Finland     | 42             | 9  | 10 | 19  | 44  | 3        | 2  | 0  | 2   | 14  |
| 2013-14 | Milwaukee     | AHL         | 75             | 20 | 30 | 50  | 83  | 3        | 0  | 0  | 0   | 6   |



**JUUSE SAROS**  
(YOO-she SA-ruhs)

Catches left. • 5-11, 176 lbs.  
Born, Forssa, Finland, April 19, 1995.  
(Nashville's fourth choice, 99th overall (fourth round), in the 2013 Entry Draft).

**GOALTENDER**

**CAREER NOTES:** Named 2013-14 Finnish Elite League (SM-Liiga) Rookie of the Year after ranking second in among all goaltenders in goals-against average (1.76), third in save percentage (.928) and tied for fourth in shutouts (7) with HPK in 2013-14. Just the fourth goalie to win the award in its 39-year history... Nearly half his 2013-14 win total came via shutout (seven shutouts in 16 victories)... Helped Finland win the 2014 World Junior Championship, its first Gold Medal at the tournament since 1987... Received 2014 WJC Media All-Star Team honors after leading all goaltenders in save percentage (.943) and goals-against average (1.57) in six games... Served as Finland's third goaltender at the 2014 World Championship (behind Predators goaltender Pekka Rinne and Mikko Koskinen), earning a silver medal... Named best player of the 2012-13 Finnish junior league regular season and recipient of the Jorma Valtonen Award as the league's top goaltender after leading all netminders in goals-against average (1.86) and save percentage (.933) in 2012-13... A 2013 Finnish junior league All-Star Team selection, along with fellow 2013 Predators draft pick Saku Maenalanen... Led all netminders in goals-against average (2.09) and ranked third in save percentage (.923) in the 2013 postseason, helping HPK claim the league title... Named Best Goaltender of the 2013 World Under-18 Championship and one of Finland's three best players of the tournament in helping them claim the bronze medal... Ranked second at the 2013 Under-18 World Championship in goals-against average (1.86) and save percentage (.946) while playing every minute of the tournament for Finland... Helped Finland reach the Gold Medal Game at the 2012 Ivan Hlinka Memorial Tournament, as well as representing his nation at the 2013 Five Nations Tournament... Spent the majority of the 2011-12 campaign at the junior league level, helping HPK earn a bronze medal by posting the playoff's best save percentage (tie, .936)... Ranked fourth in goals-against average (2.53) and eighth in save percentage (.910) with the HPK Juniors during the 2011-12 regular season... Spent 14 games at the under-18 level with HPK in 2011-12, leading the league in goals-against average (1.25) and save percentage (.957) during qualification play... Played for HPK's under-16 club in both 2009-10 and 2010-11, winning the Teppo Numminen Award as league MVP and the Jukka Tammi Award as the league's top goaltender in 2011.

| Season  | Club     | League      | REGULAR SEASON |    |    |     |       | PLAYOFFS |    |      |    |    |    |       |    |    |      |
|---------|----------|-------------|----------------|----|----|-----|-------|----------|----|------|----|----|----|-------|----|----|------|
|         |          |             | GP             | W  | L  | O/T | Mins. | GA       | SO | Avg. | GP | W  | L  | Mins. | GA | SO | Avg. |
| 2011-12 | HPK U-18 | Finland-U18 | 14             | 11 | 3  | 0   | 844   | 19       | 2  | 1.35 | -- | -- | -- | --    | -- | -- | --   |
|         | HPK Jr.  | Finland-Jr. | 31             | 20 | 10 | 0   | 1804  | 76       | 2  | 2.53 | 10 | 6  | 4  | 630   | 22 | 0  | 2.10 |
| 2012-13 | HPK Jr.  | Finland-Jr. | 37             | 24 | 13 | 0   | 2220  | 69       | 4  | 1.86 | 11 | 9  | 2  | 661   | 23 | 0  | 2.09 |
| 2013-14 | HPK      | Finland     | 44             | 16 | 16 | 8   | 2625  | 77       | 7  | 1.76 | 6  | 2  | 4  | 367   | 14 | 0  | 2.29 |



# PLAYERS IN THE SYSTEM

Amateur



**GRIGORY SHAFIGULIN**  
(GRIGH-ohr-ee SHAHF-ih-goo-lihn)

Shoots left. • 6-2, 185 lbs.  
Born, Chelyabinsk, Russia, January 13, 1985.  
(Nashville's eighth choice, 98th overall (third round), in the 2003 Entry Draft).


**CAREER NOTES:** Will play the 2014-15 season for Metallurg Magnitogorsk (KHL)... Helped Dynamo Moscow win their second consecutive Gagarin Cup as Kontinental Hockey League champions in 2012-13... Ranked second on the club in penalty minutes (112) with Ak Bars Kazan (Russia) in 2007-08... Tied for the team lead in games played (54) and playoff goals (3) with Yaroslavl (Russia) in 2006-07... Won a silver medal with Russia at the 2005 World Junior Championship...

Played for Russia in the 2004 World Junior Championship... Played for Russia at the 2003 U-18 World Championship... After opening the 2002-03 season with Yaroslavl-2, became a regular contributor in the playoffs for Russian Super League champion Yaroslavl Lokomotiv.

| SEASON  | CLUB              | LEAGUE   | REGULAR SEASON |   |    |     |     | PLAYOFFS |    |    |     |     |
|---------|-------------------|----------|----------------|---|----|-----|-----|----------|----|----|-----|-----|
|         |                   |          | GP             | G | A  | PTS | PIM | GP       | G  | A  | PTS | PIM |
| 2004-05 | Yaroslavl         | Russia   | 46             | 5 | 6  | 11  | 49  | 9        | 0  | 0  | 0   | 10  |
|         | Yaroslavl 2       | Russia-3 | 1              | 0 | 2  | 2   | 0   | --       | -- | -- | --  | --  |
| 2005-06 | Yaroslavl         | Russia   | 32             | 3 | 6  | 9   | 20  | 3        | 0  | 0  | 0   | 6   |
|         | Yaroslavl 2       | Russia-3 | 7              | 1 | 3  | 4   | 18  | --       | -- | -- | --  | --  |
| 2006-07 | Yaroslavl         | Russia   | 54             | 5 | 16 | 21  | 46  | 7        | 3  | 0  | 3   | 14  |
| 2007-08 | Ak Bars Kazan     | Russia   | 39             | 5 | 5  | 10  | 112 | 8        | 1  | 0  | 1   | 4   |
| 2008-09 | Ak Bars Kazan     | KHL      | 28             | 4 | 5  | 9   | 18  | --       | -- | -- | --  | --  |
|         | Chekhov Vityaz    | KHL      | 14             | 3 | 5  | 8   | 6   | --       | -- | -- | --  | --  |
| 2009-10 | Nizhny Novgorod   | KHL      | 40             | 5 | 12 | 17  | 62  | --       | -- | -- | --  | --  |
| 2010-11 | OHK Dynamo Moscow | KHL      | 20             | 1 | 5  | 6   | 16  | --       | -- | -- | --  | --  |
| 2011-12 | Dynamo Moscow     | KHL      | 37             | 8 | 8  | 16  | 14  | 9        | 0  | 0  | 0   | 6   |
| 2012-13 | Dynamo Moscow     | KHL      | 27             | 3 | 1  | 4   | 10  | 2        | 0  | 0  | 0   | 0   |
| 2013-14 | Dynamo Moscow     | KHL      | 8              | 1 | 0  | 1   | 8   | --       | -- | -- | --  | --  |
|         | Dynamo Balashikha | VHL      | 2              | 0 | 1  | 1   | 0   | --       | -- | -- | --  | --  |

European Pro/Amateur

Professional



**JOSH SHALLA**  
(JAWSH SHA-luh)


Shoots left. • 6-1, 199 lbs.  
Born, Whitby, Ont., September 25, 1991.  
(Nashville's third choice, 94th overall (fourth round), in the 2011 Entry Draft).

**CAREER NOTES:** Helped the Cincinnati Cyclones (ECHL) advance to the 2014 Kelly Cup Final, tying for the postseason lead in goals (11) and ranking sixth among all skaters in points (17)... Ranked second in power-play goals (4) and tied for third in game-winning goals (3) during the 2014 ECHL postseason... Ranked seventh among ECHL forwards in plus/minus rating (+20) in 2013-14 despite only playing in 29 of Cincinnati's 72 games... Ranked among the ECHL's Top 20 in both goals per game (.48) and points per game (1.03) during the 2013-14 season... Led Cincinnati in goals (21) despite playing in only 37 of the team's 72 games in 2012-13. Played the rest of the season with Milwaukee (AHL)... Ranked seventh in the ECHL in goals per game, and fourth among league rookies (.57), in 2012-13... Selected to the 2013 ECHL All-Star Game... Played in both the 2013 Calder Cup Playoffs for Milwaukee, and the 2013 Kelly Cup Playoffs for Cincinnati, helping the Cyclones reach the Eastern Conference Final... Finished his career as the all-time leading goal scorer in Saginaw Spirit franchise history (133), doing so in 189 games from 2009-12... Tied for eighth in Ontario Hockey League goal scoring, tied for 16th in game-winning goals (5) and ranked 17th in points in 2011-12, his third season with Saginaw, despite missing 15 games... Second in the "Hardest Shot" category and tied for second in the "Best Shot" category of the 2012 OHL Western Conference Coaches' Poll. Also voted third-most dangerous player in the goal area for the second consecutive season... Paced Saginaw in assists (10), and ranked second on the club in points (14) during the 2012 OHL Playoffs... Ranked fifth in the OHL, and set a Saginaw franchise record, in goals (47) in his second season with the Spirit in 2010-11... A 2010-11 OHL Third-Team All-Star... Tied for second in the OHL in shorthanded markers (5), and tied for 12th in League power-play goals (14) in 2010-11... Finished third in the "Most Dangerous in the Goal Area" category of the 2011 OHL Western Conference Coaches' Poll... Led the 2010-11 Spirit in points (72)... Recipient of Saginaw's 2011 Northwood University Academic Award... Paced Saginaw in 2011 playoff points (8g-7a-15pts), goals and power-play goals (5)... Led the 2009-10 Saginaw Spirit in goals (32) and power-play goals (12), and ranked second in points (65)... Recognized as the second-most improved player in the 2010 OHL Western Conference Coaches Poll... On Twitter @Shalls91.

LEFT WING

**CAREER NOTES:** Helped the Cincinnati Cyclones (ECHL) advance to the 2014 Kelly Cup Final, tying for the postseason lead in goals (11) and ranking sixth among all skaters in points (17)... Ranked second in power-play goals (4) and tied for third in game-winning goals (3) during the 2014 ECHL postseason... Ranked seventh among ECHL forwards in plus/minus rating (+20) in 2013-14 despite only playing in 29 of Cincinnati's 72 games... Ranked among the ECHL's Top 20 in both goals per game (.48) and points per game (1.03) during the 2013-14 season... Led Cincinnati in goals (21) despite playing in only 37 of the team's 72 games in 2012-13. Played the rest of the season with Milwaukee (AHL)... Ranked seventh in the ECHL in goals per game, and fourth among league rookies (.57), in 2012-13... Selected to the 2013 ECHL All-Star Game... Played in both the 2013 Calder Cup Playoffs for Milwaukee, and the 2013 Kelly Cup Playoffs for Cincinnati, helping the Cyclones reach the Eastern Conference Final... Finished his career as the all-time leading goal scorer in Saginaw Spirit franchise history (133), doing so in 189 games from 2009-12... Tied for eighth in Ontario Hockey League goal scoring, tied for 16th in game-winning goals (5) and ranked 17th in points in 2011-12, his third season with Saginaw, despite missing 15 games... Second in the "Hardest Shot" category and tied for second in the "Best Shot" category of the 2012 OHL Western Conference Coaches' Poll. Also voted third-most dangerous player in the goal area for the second consecutive season... Paced Saginaw in assists (10), and ranked second on the club in points (14) during the 2012 OHL Playoffs... Ranked fifth in the OHL, and set a Saginaw franchise record, in goals (47) in his second season with the Spirit in 2010-11... A 2010-11 OHL Third-Team All-Star... Tied for second in the OHL in shorthanded markers (5), and tied for 12th in League power-play goals (14) in 2010-11... Finished third in the "Most Dangerous in the Goal Area" category of the 2011 OHL Western Conference Coaches' Poll... Led the 2010-11 Spirit in points (72)... Recipient of Saginaw's 2011 Northwood University Academic Award... Paced Saginaw in 2011 playoff points (8g-7a-15pts), goals and power-play goals (5)... Led the 2009-10 Saginaw Spirit in goals (32) and power-play goals (12), and ranked second in points (65)... Recognized as the second-most improved player in the 2010 OHL Western Conference Coaches Poll... On Twitter @Shalls91.

| SEASON  | CLUB        | LEAGUE | REGULAR SEASON |    |    |     |     | PLAYOFFS |    |    |     |     |
|---------|-------------|--------|----------------|----|----|-----|-----|----------|----|----|-----|-----|
|         |             |        | GP             | G  | A  | PTS | PIM | GP       | G  | A  | PTS | PIM |
| 2007-08 | Bowmanville | OPJHL  | 49             | 26 | 11 | 37  | 20  | 7        | 5  | 2  | 7   | 6   |
|         | Brampton    | OHL    | 6              | 0  | 0  | 0   | 0   | --       | -- | -- | --  | --  |
| 2008-09 | Brampton    | OHL    | 37             | 11 | 4  | 15  | 12  | --       | -- | -- | --  | --  |
|         | Guelph      | OHL    | 24             | 3  | 2  | 5   | 16  | 4        | 0  | 0  | 0   | 0   |
| 2009-10 | Saginaw     | OHL    | 68             | 32 | 33 | 65  | 62  | 6        | 0  | 1  | 1   | 2   |
| 2010-11 | Saginaw     | OHL    | 68             | 47 | 25 | 72  | 62  | 12       | 8  | 7  | 15  | 8   |
| 2011-12 | Saginaw     | OHL    | 53             | 40 | 36 | 76  | 27  | 12       | 4  | 10 | 14  | 2   |
| 2012-13 | Milwaukee   | AHL    | 32             | 3  | 9  | 12  | 4   | 2        | 0  | 1  | 1   | 0   |
|         | Cincinnati  | ECHL   | 37             | 21 | 7  | 28  | 18  | 7        | 1  | 3  | 4   | 4   |
| 2013-14 | Milwaukee   | AHL    | 26             | 2  | 2  | 4   | 12  | --       | -- | -- | --  | --  |
|         | Cincinnati  | ECHL   | 29             | 14 | 16 | 30  | 11  | 23       | 11 | 6  | 17  | 14  |



**COLTON  
SISSONS**  
(KOHl-tuhn SIH-suhnz)

Shoots right. • 6-1, 192 lbs.  
Born, North Vancouver, B.C., November 5, 1993.  
(Nashville's second choice, 50th overall (second round),  
in the 2012 Entry Draft).

**CENTER**

**CAREER NOTES:** Played 17 NHL games on three recalls (Jan. 27, Feb. 8 and March 10) in his first professional season in 2013-14... Made his NHL debut on Jan. 28, 2014 in Winnipeg, recording his first career point/assist on a second-period goal... Scored his first career NHL goal on March 27, 2014 vs. Buffalo... Tied for seventh among 2013-14 AHL rookies, tied for 20th among all skaters and led Milwaukee in goals (25) despite missing 14 of Milwaukee's games due to his time in the NHL... Ranked fourth on the Admirals and tied for 16th among AHL rookies in points (44) in 2013-14... Tied for first among AHL rookies, and for fourth among all skaters, in game-winning goals (6)... One of three rookies named to the 2014 AHL All-Star Team that took on Farjestads BK in the 2014 AHL All-Star Classic... Served as captain of the Kelowna Rockets (WHL) for the second consecutive season in 2012-13, and was named team MVP... Ranked second on the Rockets in points per game (1.10), posting 67 points (28g-39a) in 61 games... Finished the 2012-13 season ranked ninth in WHL plus/minus rating (+43)... Tied for fourth in the WHL in shorthanded assists (3), and 10th in shorthanded points (5) in 2012-13... Missed 11 regular-season games and the playoffs due to injury in 2012-13... Ranked second on Kelowna in goals (26), and tied for third in points (41) in 2011-12... Paced the 2011-12 Rockets in power-play goals (13) and tied for the team lead in shorthanded markers (2)... Captained Team Orr to a 2-1 victory at the 2012 Home Hardware Top Prospects Game... An alternate captain for Team WHL at the 2011 Subway Super Series... Took part in the NHL's Research and Development Camp in August 2011... Ranked sixth among 2010-11 WHL rookies in plus/minus rating (+15), and 12th in points (17g-24a-4lpts)... Recorded 23 points (9g-14a) in the final 19 games of his rookie WHL season... Ranked eighth among WHL rookies in points during the 2011 playoffs (3g-3a-6pts)... Acquired by Kelowna from Saskatoon in January 2010... Led Westside (BCHL) rookies in points (6g-16a-22pts) in 2009-10... A teammate of 2011 No. 1 overall pick Ryan Nugent-Hopkins with the Vancouver NW Giants of the BC Hockey Major Midget League in 2008-09... Ranked fifth in the BCMML in points (30g-24a-54pts) in 2008-09... Says he models his game after Ryan Kesler and Mike Fisher... On Twitter @Colton\_es15.

| SEASON                      | CLUB      | LEAGUE | REGULAR SEASON |          |          |          |          | PLAYOFFS |          |          |          |          |
|-----------------------------|-----------|--------|----------------|----------|----------|----------|----------|----------|----------|----------|----------|----------|
|                             |           |        | GP             | G        | A        | PTS      | PIM      | GP       | G        | A        | PTS      | PIM      |
| 2009-10                     | Westside  | BCHL   | 58             | 6        | 16       | 22       | 29       | 11       | 1        | 1        | 2        | 4        |
| 2010-11                     | Kelowna   | WHL    | 63             | 17       | 24       | 41       | 46       | 10       | 3        | 3        | 6        | 6        |
| 2011-12                     | Kelowna   | WHL    | 58             | 26       | 15       | 41       | 62       | 4        | 1        | 1        | 2        | 2        |
| 2012-13                     | Kelowna   | WHL    | 61             | 28       | 39       | 67       | 54       | --       | --       | --       | --       | --       |
| 2013-14                     | Milwaukee | AHL    | 62             | 25       | 19       | 44       | 8        | 3        | 0        | 1        | 1        | 2        |
|                             | Nashville | NHL    | 17             | 1        | 3        | 4        | 4        | --       | --       | --       | --       | --       |
| <b>NHL/PREDATORS TOTALS</b> |           |        | <b>17</b>      | <b>1</b> | <b>3</b> | <b>4</b> | <b>4</b> | <b>0</b> | <b>0</b> | <b>0</b> | <b>0</b> | <b>0</b> |



**SERGEI  
SOIN**  
(SAIR-gay SOY-ihn)

Shoots left. • 6-0, 185 lbs.  
Born, Moscow, Russia, March 31, 1982.  
(Acquired from Colorado for Tomas Slovak on June 21, 2003).

**CENTER**

**CAREER NOTES:** Expected to spend his fourth season with Dynamo Moscow (KHL) in 2014-15... Selected to Russia's entry at the 2014 Winter Olympics, but did not participate due to injury... Helped Dynamo Moscow win its second consecutive Gagarin Cup as Kontinental Hockey League champions in 2013... Represented Russia at the 2013 World Championship, posting four points (1g-3a) in eight games... Paced Dynamo Moscow in penalty minutes (61), ranked second in plus/minus rating (+16) and tied for third on the team in goals (10) during the 2011-12 regular season... Suiited up for all 21 of Dynamo Moscow's 2012 playoff games in its run to the KHL title, ranking second on the team in penalty minutes (22)... Led Severstal (KHL) in assists (19) and tied for third on the club in points (26) in 2008-09... Won a gold medal with Russia at the 2002 World Junior Championship... Played for Russia in both the 1999 and 2000 Under-18 World Championship... Earned a silver medal and led the 2000 tournament in plus/minus rating (+12)... Colorado's third choice, 50th overall (second round), in the 2000 NHL Entry Draft.

| SEASON  | CLUB           | LEAGUE | REGULAR SEASON |    |    |     |     | PLAYOFFS |    |    |     |     |
|---------|----------------|--------|----------------|----|----|-----|-----|----------|----|----|-----|-----|
|         |                |        | GP             | G  | A  | PTS | PIM | GP       | G  | A  | PTS | PIM |
| 2002-03 | Krylja Sovetov | Russia | 49             | 8  | 6  | 14  | 40  | --       | -- | -- | --  | --  |
| 2003-04 | CSKA Moscow    | Russia | 49             | 1  | 6  | 7   | 32  | --       | -- | -- | --  | --  |
| 2004-05 | CSKA Moscow    | Russia | 19             | 3  | 3  | 6   | 10  | --       | -- | -- | --  | --  |
| 2005-06 | Cherepovets    | Russia | 48             | 5  | 12 | 17  | 36  | 4        | 1  | 1  | 2   | 0   |
| 2006-07 | Cherepovets    | Russia | 52             | 12 | 12 | 24  | 78  | 5        | 2  | 1  | 3   | 0   |
| 2007-08 | Cherepovets    | Russia | 52             | 9  | 11 | 20  | 22  | 7        | 1  | 1  | 2   | 4   |
| 2008-09 | Cherepovets    | KHL    | 51             | 7  | 19 | 26  | 38  | --       | -- | -- | --  | --  |
| 2009-10 | Cherepovets    | KHL    | 52             | 7  | 13 | 20  | 30  | --       | -- | -- | --  | --  |
| 2010-11 | Cherepovets    | KHL    | 54             | 4  | 10 | 14  | 26  | 6        | 1  | 0  | 1   | 0   |
| 2011-12 | Dynamo Moscow  | KHL    | 52             | 10 | 12 | 22  | 61  | 21       | 0  | 1  | 1   | 22  |
| 2012-13 | Dynamo Moscow  | KHL    | 35             | 5  | 3  | 8   | 10  | 21       | 4  | 7  | 11  | 26  |
| 2013-14 | Dynamo Moscow  | KHL    | 19             | 7  | 6  | 13  | 24  | 2        | 0  | 0  | 0   | 6   |





# PLAYERS IN THE SYSTEM

Amateur

European Pro/Amateur

Professional



**ZACH STEPAN**  
(ZAK STEH-pän)

Shoots left. • 6-0, 179 lbs.  
Born, Faribault, Minn., January 6, 1994.  
(Nashville's fifth choice, 112th overall (fourth round), in the 2012 Entry Draft).

**CENTER**

**CAREER NOTES:** Expected to play his sophomore season at Minnesota State University (WCHA) in 2014-15... Tied for fifth in WCHA rookie scoring (9g-12a-21pts) and tied for seventh in conference power-play goals (5) during his freshman season in 2013-14... Helped the Mavericks claim the 2014 WCHA playoff title, helping them advance to the NCAA Tournament for the third time in school history... Finished the 2014 postseason with six points (2g-4a) in five games...

Represented the United States at the 2014 World Junior Championship, recording two assists in four games... Ranked third in the USHL in points (32g-46a-78pts), fourth in assists and tied for sixth in goals with the Waterloo Black Hawks in 2012-13... Led all USHL skaters in game-winning goals (9) and tied for seventh in power-play points (8g-15a-23pts) in 2012-13... Part of the Waterloo squad that was the United States' representative at the 2012 Junior World Cup where they faced other club teams from nine other nations. Posted three points (2g-1a) in six games... Attended the 2013 U.S. National Junior Evaluation Camp... Helped lead Shattuck St. Mary's to its second consecutive Under-18 Tier 1 National Championship in 2011-12... Notched three goals, including a team-leading two power-play markers, and six points in six national championship tournament games... Tied for the Shattuck St. Mary's Sabres lead in points (7g-13a-20pts) during the Upper Midwest Elite Hockey League portion of the 2011-12 season... Notched three points (1g-2a) in six games in helping Shattuck win the 2011 Tier 1 Under-18 National Championship... Represented Team USA in the 2010 Select 17 Five Nations Cup... Skated for Shattuck-St. Mary's Under-16 squad in 2009-10... His cousin, Derek Stepan, plays for the New York Rangers... On Twitter @StepanUp22.

| SEASON  | CLUB                     | LEAGUE  | REGULAR SEASON |    |    |     |     | PLAYOFFS |    |    |     |     |
|---------|--------------------------|---------|----------------|----|----|-----|-----|----------|----|----|-----|-----|
|         |                          |         | GP             | G  | A  | PTS | PIM | GP       | G  | A  | PTS | PIM |
| 2009-10 | Shattuck St. Mary's U-16 | Midget  | 40             | 19 | 23 | 42  | 20  | --       | -- | -- | --  | --  |
| 2010-11 | Shattuck St. Mary's      | USHS-MN | 54             | 25 | 39 | 64  | 20  | --       | -- | -- | --  | --  |
| 2011-12 | Shattuck St. Mary's      | USHS-MN | 50             | 22 | 43 | 65  | 20  | --       | -- | -- | --  | --  |
| 2012-13 | Waterloo                 | USHL    | 56             | 32 | 46 | 78  | 50  | 5        | 3  | 1  | 4   | 0   |
| 2013-14 | Minnesota State-Mankato  | WCHA    | 35             | 9  | 12 | 21  | 39  | --       | -- | -- | --  | --  |



**MIKKO VAINONEN**  
(MEE-koh vigh-NOH-nehn)


Shoots left. • 6-3, 214 lbs.  
Born, Helsinki, Finland, April 11, 1994.  
(Nashville's sixth choice, 118th overall (fourth round), in the 2012 Entry Draft).

**DEFENSE**

**CAREER NOTES:** Played his second season with the Kingston Frontenacs (OHL) in 2013-14, helping them to their best regular-season record in 14 years... Tied for second among Kingston defensemen in 2014 playoff scoring (1g-3a)... Recorded two assists in seven games at the 2014 World Junior Championship, helping Finland claim their first Gold Medal at the tournament since 1987... Appeared in two of the Milwaukee Admirals' (AHL) final three games of the 2013-14

season after joining them on an amateur tryout agreement upon the completion of his junior season... Spent his first season in North America with Kingston in 2012-13 after being selected sixth overall by it in the 2012 CHL Import Draft... Ranked fourth among Kingston blueliners in points (4g-18a-22pts)... Tied for the Kingston team lead in points during the 2013 postseason with three (2g-1a) in four games... Participated in Finland's selection camp for the 2013 World Junior Championship... Helped HIFK's junior club win the 2012 Finnish junior league title... Tied for ninth in goals (7) and 11th in points (18) among Finnish junior league defensemen in 2011-12... Captained the Finnish squad at the 2012 U-18 World Championship, posting four assists and eight penalty minutes in seven games... Notched two assists and 10 penalty minutes for Finland at the 2011 World Under-17 Hockey Challenge... Captained Finland at the 2011 Under-17 European Youth Olympic Festival... Tied for fifth in defensemen goals (7) and for 11th in points (18) with the HIFK Under-16 squad in 2009-10... Helped HIFK's under-16 team win the league title in 2009-10, tying for sixth among blueliners in points (3g-2a) and ranking third among all skaters in penalty minutes (33) during the playoffs... Named to the 2009 Under-16 Pohjola Camp All-Star Team... On Twitter @MikkoVainonen.

| SEASON  | CLUB      | LEAGUE      | REGULAR SEASON |   |    |     |     | PLAYOFFS |    |    |     |     |
|---------|-----------|-------------|----------------|---|----|-----|-----|----------|----|----|-----|-----|
|         |           |             | GP             | G | A  | PTS | PIM | GP       | G  | A  | PTS | PIM |
| 2008-09 | HIFK U-16 | Finland-U16 | 31             | 2 | 11 | 13  | 22  | 1        | 0  | 0  | 0   | 0   |
| 2009-10 | HIFK U-16 | Finland-U16 | 32             | 8 | 14 | 22  | 40  | 10       | 3  | 2  | 5   | 33  |
|         | HIFK U-18 | Finland-U18 | 1              | 0 | 1  | 1   | 0   | --       | -- | -- | --  | --  |
| 2010-11 | HIFK U-18 | Finland-U18 | 24             | 4 | 10 | 14  | 24  | 1        | 0  | 0  | 0   | 0   |
|         | HIFK Jr.  | Finland Jr. | 8              | 1 | 2  | 3   | 12  | 4        | 0  | 0  | 0   | 6   |
| 2011-12 | HIFK Jr.  | Finland Jr. | 38             | 7 | 11 | 18  | 44  | 10       | 0  | 1  | 1   | 12  |
|         | HIFK U-18 | Finland-U18 | 2              | 0 | 1  | 1   | 8   | 1        | 0  | 0  | 0   | 2   |
| 2012-13 | HIFK      | Finland     | 8              | 0 | 0  | 0   | 2   | --       | -- | -- | --  | --  |
|         | Kingston  | OHL         | 55             | 4 | 18 | 22  | 42  | 4        | 2  | 1  | 3   | 2   |
| 2013-14 | Kingston  | OHL         | 57             | 4 | 14 | 18  | 73  | 7        | 1  | 3  | 4   | 8   |
|         | Milwaukee | AHL         | 2              | 0 | 0  | 0   | 0   | --       | -- | -- | --  | --  |



**SCOTT VALENTINE**

(SKAWT VAL-uhn-tahyn)

Shoots left. • 6-1, 225 lbs.


Born, Ottawa, Ont., May 2, 1991.

(Signed as a free agent on September 30, 2011).

**DEFENSE**

**CAREER NOTES:** Played 59 games in his third season with Milwaukee (AHL) in 2013-14... Tied for third on the Admirals in penalty minutes in 2012-13 (74)... Ranked 10th among American Hockey League rookie defensemen in penalty minutes (69) during his first season with Milwaukee in 2011-12... One of just two Ontario Hockey League defensemen to register more than 35 points (4g-32a-36pts) and 100 penalty minutes (106) in 2010-11... Ranked second among Oshawa General defensemen in plus/minus (+17)... Received the third-most votes in the "Best Body Checker" category of the 2011 OHL Eastern Conference Coaches' Poll... Started the 2008-09 season with the London Knights before being acquired on Jan. 8, 2009, along with Christian Thomas, Michael Zador and draft picks, for John Tavares... The Anaheim Ducks seventh selection, No. 166 overall (sixth round), in the 2009 NHL Entry Draft... On Twitter @valentine\_s22.

| SEASON  | CLUB      | LEAGUE | REGULAR SEASON |   |    |     |     | PLAYOFFS |    |    |     |     |
|---------|-----------|--------|----------------|---|----|-----|-----|----------|----|----|-----|-----|
|         |           |        | GP             | G | A  | PTS | PIM | GP       | G  | A  | PTS | PIM |
| 2008-09 | London    | OHL    | 17             | 0 | 0  | 0   | 20  | --       | -- | -- | --  | --  |
|         | Oshawa    | OHL    | 26             | 1 | 8  | 9   | 51  | --       | -- | -- | --  | --  |
| 2009-10 | Oshawa    | OHL    | 63             | 5 | 14 | 19  | 82  | --       | -- | -- | --  | --  |
| 2010-11 | Oshawa    | OHL    | 62             | 4 | 32 | 36  | 106 | 9        | 1  | 1  | 2   | 28  |
| 2011-12 | Milwaukee | AHL    | 63             | 2 | 10 | 12  | 69  | 2        | 0  | 0  | 0   | 0   |
| 2012-13 | Milwaukee | AHL    | 64             | 6 | 4  | 10  | 74  | 2        | 0  | 0  | 0   | 2   |
| 2013-14 | Milwaukee | AHL    | 65             | 2 | 9  | 11  | 59  | --       | -- | -- | --  | --  |



**Mark GUILDER**

(MAHRK VAN GILL-duhr)

Shoots right. • 6-2, 197 lbs.

Born, Roseville, Minn., January 17, 1984.

(Signed as a free agent on May 20, 2013).

**LEFT WING**

**CAREER NOTES:** Made his NHL debut on March 30, 2014 in a 4-3 shootout victory over the Washington Capitals... Named the Admirals Man of the Year, and a finalist for the Yanick Dupre Memorial Award for his outstanding contributions to the Milwaukee community for the fourth consecutive season in 2013-14... Scored 14 goals for the second consecutive season in 2013-14, with five being game winners, good for third on the team and tied for 17th in the AHL... Tied for the Milwaukee team lead in plus/minus rating in 2012-13 (+15)... Ranked third on the 2011-12 Admirals in game-winning goals (3), and third among club forwards in plus/minus rating (+8)... Played his first full season at the AHL level in 2010-11... Tied for fourth on the Admirals in goals (3) during the 2011 postseason... Amassed all 11 (6g-5a) of his 2009-10 ECHL points in his final 10 games of the season... Assigned to the Cyclones following Milwaukee's elimination, where he led the club to the 2010 Kelly Cup... Led Cincinnati skaters in points per game during the 2010 postseason (1.07)... Scored both the game-opening goal (53 seconds into the game) and game-winning goal (with 49 seconds remaining in regulation) in Game One of the 2010 Kelly Cup Final vs. Idaho... Paced Cincinnati in goals (26), assists (44) and points (70) as a rookie in 2008-09... Ranked fourth in ECHL rookie points and tied for 10th in overall league points in 2008-09... Ranked second on the Cyclones in plus/minus rating (+19)... Registered 98 points (42g-56a) in 163 games during a four-year career at the University of Notre Dame (2004-08)... Never missed a game during his collegiate career... Captained the Irish to the 2008 NCAA National Championship Game as a senior... A 2008 Lowes Senior CLASS Second-Team All-American and one of 10 finalists for the Lowes Senior CLASS Award... Ranked third on N.D. in points (30) in 2007-08... Ranked second on the 2006-07 Fighting Irish in goals (18)... Named Notre Dame's most improved player for the 2005-06 season... Won the 2003-04 Anderson Cup with the Tri-City Storm (USHL) in 2003-04... Selected Pioneer Press Male Athlete of the Year for 2002... A finalist for Minnesota's Mr. Hockey Award in 2002... A four-year letterwinner and All-State selection as a senior in lacrosse at Roseville High School, leading the team to a pair of state championships... Also an All-State selection in football as a senior free safety for Roseville High School.

| SEASON                      | CLUB       | LEAGUE | REGULAR SEASON |          |          |          |          | PLAYOFFS |          |          |          |          |
|-----------------------------|------------|--------|----------------|----------|----------|----------|----------|----------|----------|----------|----------|----------|
|                             |            |        | GP             | G        | A        | PTS      | PIM      | GP       | G        | A        | PTS      | PIM      |
| 2002-03                     | Tri-City   | USHL   | 59             | 11       | 8        | 19       | 23       | 3        | 0        | 0        | 0        | 14       |
| 2003-04                     | Tri-City   | USHL   | 60             | 17       | 22       | 39       | 23       | 11       | 3        | 2        | 5        | 18       |
| 2004-05                     | Notre Dame | CCHA   | 38             | 3        | 5        | 8        | 16       | --       | --       | --       | --       | --       |
| 2005-06                     | Notre Dame | CCHA   | 36             | 8        | 18       | 26       | 6        | --       | --       | --       | --       | --       |
| 2006-07                     | Notre Dame | CCHA   | 42             | 18       | 16       | 34       | 26       | --       | --       | --       | --       | --       |
| 2007-08                     | Notre Dame | CCHA   | 47             | 13       | 17       | 30       | 28       | --       | --       | --       | --       | --       |
| 2008-09                     | Milwaukee  | AHL    | 5              | 0        | 0        | 0        | 0        | --       | --       | --       | --       | --       |
|                             | Cincinnati | ECHL   | 65             | 26       | 44       | 70       | 18       | 15       | 3        | 4        | 7        | 8        |
|                             | Hamilton   | AHL    | 3              | 0        | 1        | 1        | 0        | --       | --       | --       | --       | --       |
| 2009-10                     | Milwaukee  | AHL    | 28             | 0        | 7        | 7        | 8        | 7        | 0        | 0        | 0        | 2        |
|                             | Cincinnati | ECHL   | 15             | 6        | 5        | 11       | 21       | 14       | 5        | 10       | 15       | 2        |
| 2010-11                     | Milwaukee  | AHL    | 62             | 10       | 7        | 17       | 10       | 13       | 3        | 3        | 6        | 2        |
| 2011-12                     | Milwaukee  | AHL    | 70             | 12       | 15       | 27       | 14       | 3        | 1        | 0        | 1        | 0        |
| 2012-13                     | Milwaukee  | AHL    | 73             | 14       | 18       | 32       | 9        | 4        | 0        | 0        | 0        | 0        |
| 2013-14                     | Milwaukee  | AHL    | 69             | 14       | 15       | 29       | 28       | 3        | 0        | 0        | 0        | 2        |
|                             | Nashville  | NHL    | 1              | 0        | 0        | 0        | 0        | --       | --       | --       | --       | --       |
| <b>PREDATORS/NHL TOTALS</b> |            |        | <b>1</b>       | <b>0</b> | <b>0</b> | <b>0</b> | <b>0</b> | <b>0</b> | <b>0</b> | <b>0</b> | <b>0</b> | <b>0</b> |



# PLAYERS IN THE SYSTEM

Amateur

European Pro/Amateur

Professional



**TOMMY  
VEILLEUX**  
(TAW-mee VAY-yew)

Shoots left. • 5-11, 197 lbs.


Born, St.-George, Quebec, May, 7, 1995.

(Nashville's eighth choice, 171st overall (sixth round), in the 2013 Entry Draft).

**LEFT WING**

**CAREER NOTES:** Expected to play his fourth full season with Victoriaville (QMJHL) in 2014-15... Missed all but 17 2013-14 regular-season games, and two 2014 QMJHL playoff contests, due to injury... Led Victoriaville - and ranked 10th in the QMJHL - in penalty minutes (129) in 2012-13... Paced the team in penalty minutes during the 2013 postseason, in addition to tying for fifth in points (1g-2a)... Made his Quebec League debut with Victoriaville in 2011-12, ranking 11th among league rookies in penalty minutes (71) despite appearing in only 38 games... Played for Team Quebec at the 2012 World Under-17 Hockey Challenge, posting 10 penalty minutes in four games... Selected 14th overall in the 2011 QMJHL Entry Draft... His twin brother, Steven, split the 2013-14 season between Victoriaville and Rouyn-Noranda (QMJHL)... On Twitter @17Veilleux.

| SEASON  | CLUB          | LEAGUE | REGULAR SEASON |    |    |     |     | PLAYOFFS |   |   |     |     |
|---------|---------------|--------|----------------|----|----|-----|-----|----------|---|---|-----|-----|
|         |               |        | GP             | G  | A  | PTS | PIM | GP       | G | A | PTS | PIM |
| 2011-12 | Victoriaville | QMJHL  | 38             | 1  | 4  | 5   | 71  | 1        | 0 | 0 | 0   | 2   |
| 2012-13 | Victoriaville | QMJHL  | 66             | 11 | 17 | 28  | 129 | 8        | 1 | 2 | 3   | 29  |
| 2013-14 | Victoriaville | QMJHL  | 17             | 4  | 4  | 8   | 31  | 2        | 0 | 0 | 0   | 4   |



**JIMMY  
VESEY**  
(JIHM-mee VEE-ZEE)

Shoots left. • 6-2, 201 lbs.

Born, North Reading, Mass., May 26, 1993.

(Nashville's third choice, 66th overall (third round), in the 2012 Entry Draft).

**LEFT WING**

**CAREER NOTES:** Expected to play his junior season at Harvard University (ECAC) in 2013-14... Named 2014 Second Team All-Ivy League after leading the 2013-14 Crimson in goals (13) and points (22)... Tied for fourth in the ECAC in game-winning goals (5), and for sixth in shots (145)... Recorded at least five shots on goal in 19 of 32 games in 2013-14, and was held without a shot just once... Ranked fourth among ECAC freshmen in goals, while tying for eighth among conference rookies in points (11g-7a-18pts) during his first season at Harvard in 2012-13. In conference play, he ranked first among ECAC rookies in both goals and points (9g-6a-15pts, 19gp)... Tied for the Crimson team lead in goals, and ranked second in points in 2012-13... The 2013 Ivy League Rookie of the Year... Helped the United States claim gold at the 2013 World Junior Championship, posting five points (1g-4a) in seven games... After going pointless in his first three games at the 2013 WJC, was moved into a top-six role, and posted all five of his points in the next three games... Named Eastern Junior Hockey League Most Valuable Player and Offensive Player of the Year after breaking league records for goals (48) and points (91) in a season in 2011-12... Led the South Shore Kings to the 2012 Southern Division title... Helped the Southern Division win the 2012 E.JHL All-Star Game... Tied for second in goals (5) and fifth in points (8) in the 2012 E.JHL Playoffs... Participated in the 2011 World Junior Club Cup in Omsk, Russia as a member of the E.JHL Selects... Recipient of the 2012 John Carlton Award, given by the Boston Bruins to Massachusetts' most outstanding player... Recorded 65 points (36g-29a) in 62 games over two seasons with Belmont Hill High (Mass.) from 2009-11... Undrafted in the 2011 Entry Draft after being ranked 15th among North American skaters in Central Scouting's final rankings... His father, Jim, was an eighth-round pick (155th overall) of the St. Louis Blues in the 1984 Entry Draft. He played in 15 games with the Blues and Boston (1g-2a-3pts), 81 American Hockey League games with Maine and Providence (44g-46a-90pts) and 295 International Hockey League games with Peoria and Phoenix (156g-171a-327pts) from 1988-95... His younger brother, Nolan, will play as freshman season for the Maine Black Bears in 2014-15... On Twitter @19Vesey.

| SEASON  | CLUB            | LEAGUE | REGULAR SEASON |    |    |     |     | PLAYOFFS |    |    |     |     |
|---------|-----------------|--------|----------------|----|----|-----|-----|----------|----|----|-----|-----|
|         |                 |        | GP             | G  | A  | PTS | PIM | GP       | G  | A  | PTS | PIM |
| 2009-10 | Belmont Hill HS | HS-MA  | 30             | 13 | 17 | 30  | --  | --       | -- | -- | --  | --  |
| 2010-11 | Belmont Hill HS | HS-MA  | 32             | 23 | 12 | 35  | 90  | --       | -- | -- | --  | --  |
| 2011-12 | South Shore     | EJHL   | 45             | 48 | 43 | 91  | 52  | 6        | 5  | 3  | 8   | 2   |
| 2012-13 | Harvard         | ECAC   | 27             | 11 | 7  | 18  | 25  | --       | -- | -- | --  | --  |
| 2013-14 | Harvard         | ECAC   | 31             | 13 | 9  | 22  | 14  | --       | -- | -- | --  | --  |



**AUSTIN  
WATSON**

(AUZ-tihh WAWT-suhn)

Shoots right. • 6-3, 206 lbs.

Born, Ann Arbor, Mich., January 13, 1992.

(Nashville's first choice, 18th overall (first round), in the 2010 Entry Draft).

**RIGHT WING**

**CAREER NOTES:** Tied for the American Hockey League lead in game-winning goals in 2013-14 (7)... Ranked second on the 2013-14 Milwaukee Admirals in goals (22), and ranked third on the team in points (46) while playing in all 76 regular-season contests... Made his NHL debut on April 7, 2013 at Chicago and scored his first NHL goal in Nashville's 2012-13 home finale on April 23, 2013 vs. Calgary... Led the Admirals, and tied for fifth among AHL rookies, in goals (20)

in 2012-13... Ranked second on the Admirals, and tied for 18th among rookies, in points (20g-17a-37pts) in 2012-13... Helped London claim the 2012 Hamilton Spectator Trophy as OHL regular season champions and Robertson Cup as playoff champions... Tied for eighth in OHL power-play goals (12) and ninth in power-play assists (21) in 2011-12... Voted the best penalty killer and finished second in the "Best Shot Blocker" category of the 2012 OHL Western Conference Coaches' poll... Recipient of the 2012 Wayne Gretzky 99 Award presented to playoff MVP after leading the Knights to the Robertson Cup title... Tied for fourth in the 2012 OHL playoffs in goals (10), sixth in power-play goals (3) and eighth in plus/minus rating (+10)... Helped London advance to overtime of the 2012 Memorial Cup title game... Tied for sixth in points at the 2012 Memorial Cup (4gp, 2g-3a-5pts), earning a spot on the tournament All-Star Team... Represented the United States at the 2012 World Junior Championship, leading the team in points (9) and assists (6) and ranking third in goals (3, tie) and plus/minus rating (+6)... Tied a Team USA record with seven points (3g-4a), including a natural hat trick, in its 12-2 victory over Latvia in the relegation round of the 2012 World Junior tournament... Tied for the Peterborough team lead in goals (34), ranked second in points (68) and third in assists (34) in 2010-11... A co-MVP of the 2010-11 Petes, and winner of the team's hardest working player award... Peterborough's nominee for the 2010 Red Tilson Award as the OHL's Most Valuable Player... Missed five weeks due to a broken ankle after blocking a shot while playing in the 2010 CHL Home Hardware Top Prospects Game. Closed out the season with 18 points (7g-11a) in the final seven games of the regular season upon returning from injury... Helped the United States win gold at the 2010 U-18 World Championships, posting three points (1g-2a) and 33 penalty minutes (tied for second in the tournament) in seven games... Helped Windsor win both the 2009 Robertson Cup as OHL Champion and 2009 Memorial Cup... Named the Spitfires 2009 Hiram Walker and Sons Rookie of the Year... A graduate of the Detroit Compuware program which has produced the likes of Eric Lindros, Pat LaFontaine, Brian Rolston, Mike Modano and David Legwand... The oldest of 10 children.

| SEASON                      | CLUB         | LEAGUE | REGULAR SEASON |          |          |          |          | PLAYOFFS |          |          |          |          |
|-----------------------------|--------------|--------|----------------|----------|----------|----------|----------|----------|----------|----------|----------|----------|
|                             |              |        | GP             | G        | A        | PTS      | PIM      | GP       | G        | A        | PTS      | PIM      |
| 2008-09                     | Windsor      | OHL    | 63             | 10       | 19       | 29       | 41       | 25       | 0        | 4        | 4        | 17       |
| 2009-10                     | Windsor      | OHL    | 42             | 11       | 23       | 34       | 14       | --       | --       | --       | --       | --       |
|                             | Peterborough | OHL    | 10             | 9        | 11       | 20       | 8        | 4        | 2        | 0        | 2        | 2        |
| 2010-11                     | Peterborough | OHL    | 68             | 34       | 34       | 68       | 54       | --       | --       | --       | --       | --       |
|                             | Milwaukee    | AHL    | 5              | 0        | 0        | 0        | 0        | 3        | 0        | 0        | 0        | 0        |
| 2011-12                     | Peterborough | OHL    | 32             | 14       | 19       | 33       | 33       | --       | --       | --       | --       | --       |
|                             | London       | OHL    | 29             | 11       | 24       | 35       | 14       | 23       | 12       | 10       | 22       | 10       |
| 2012-13                     | Milwaukee    | AHL    | 72             | 20       | 17       | 37       | 22       | 4        | 1        | 0        | 1        | 0        |
|                             | Nashville    | NHL    | 6              | 1        | 0        | 1        | 0        | --       | --       | --       | --       | --       |
| 2013-14                     | Milwaukee    | AHL    | 76             | 22       | 24       | 46       | 24       | 3        | 0        | 0        | 0        | 6        |
| <b>PREDATORS/NHL TOTALS</b> |              |        | <b>6</b>       | <b>1</b> | <b>0</b> | <b>1</b> | <b>0</b> | <b>0</b> | <b>0</b> | <b>0</b> | <b>0</b> | <b>0</b> |





# PLAYERS


## 2014 NHL ENTRY DRAFT



JUNE 27-28, 2014 IN PHILADELPHIA, PA

| ROUND | OVR | NAME              | POS. | TEAM                        |
|-------|-----|-------------------|------|-----------------------------|
| 1     | 11  | Kevin Fiala       | F    | HV 71 (SHL)                 |
| 2     | 42  | Vladislav Kamenev | F    | Magnitogorsk 2 (Russia Jr.) |
| 2     | 51  | Jack Dougherty    | D    | U.S. Under-18 NTDP          |
| 3     | 62  | Justin Kirkland   | F    | Kelowna Rockets (WHL)       |
| 4     | 112 | Viktor Arvidsson  | F    | Skellefteå AIK (SHL)        |
| 5     | 132 | Joonas Lyytinen   | D    | KalPa (Finland)             |
| 6     | 162 | Aaron Irving      | D    | Edmonton Oil Kings (WHL)    |





**Kevin FIALA**  
(KEH-vuhn fee-A-lah)

Shoots left. • 5-10, 180 lbs.  
Born, St. Gallen, Switzerland, July 22, 1996.  
(Nashville's first choice, 11th overall (first round), in the 2014 Entry Draft).


**CENTER**

**CAREER NOTES:** Signed his entry-level contract on July 15, 2014, and is projected to spend the 2014-15 season with HV71 of the Swedish Hockey League... A finalist for the 2014 SHL Rookie of the Year Award after tying for first in points among draft-eligible players (3g-8a-10pts) and ranking second in points per game among all junior players (.65)... Spent the first half of the 2013-14 season with HV71's junior squad, tying for 10th in points (10g-14a-24pts), for fifth in game-winning goals (3), and eight in power-play points (3g-7a-10pts) during regional play from September-December... Just the third player to appear in the Under-18 World Championship, World Junior Championship and World Championship all in the same year (Andrei Kostitsyn and Vadim Karagan, Belarus in 2003)... Led the Swiss in points at both the 2014 under-18 tournament (4g-5a-9pts, 5gp), being named one of the nation's three best players, and World Juniors (1g-4a-5pts, 5gp) as the team's youngest member... Switzerland's youngest player at the 2014 World Championship by three years, posting three assists and a team-best +3 rating playing alongside Predators defenseman Roman Josi... Scored two goals in four games while playing in his second straight Ivan Hlinka Memorial Tournament in 2013... The third-ranked International Skater on Central Scouting's Final 2014 Ratings after being ranked No. 11 midseason... Notched 10 points (6g-4a) in nine games with Malmo's under-18 squad and 28 points (9g-19a) in 27 games for Malmo's junior club in his first season in Sweden in 2012-13... Re-joined the Malmo under-18 club for four postseason contests, posting a team-high four goals and seven points... Scored a Swiss team-leading three goals in four games at the 2012 Ivan Hlinka Memorial Tournament... Played in the ZSC (Switzerland) organization during the 2010-11 and 2011-12 seasons, winning both a Junior B title in 2012 with the under-20 squad, and tying for fourth in postseason points (6g-8a-14pts) with the under-17 club... His father, Jan, played briefly in the lower Swiss leagues and is a long-time junior coach in Switzerland... Speaks five languages: German, English, French, Czech and Swedish... On Twitter @KevinFiala22.

**SCOUTING REPORT:** A dynamic forward whose creativity and competitiveness are off the charts... The type of player who wants the puck on his stick in important situations and isn't afraid to go to the hard areas to get it... Once he has the puck, he's a magician - an elite playmaker and stickhandler who can make plays at full speed - finds passing lanes and gets the puck away cleanly and quickly.

**QUOTEBOOK:** "Going into the Draft, he's the player that we thought we had a chance to get to and he's a player that we were targeting. He's a high end offensive player with great skills and he's very creative with the puck. He can score, set-up and he's extremely competitive. He has all the ingredients to thrive as a dynamic offensive player for us down the road." - Predators Chief Amateur Scout Jeff Kealty.

| SEASON  | CLUB       | LEAGUE     | REGULAR SEASON |    |    |     |     | PLAYOFFS |    |    |     |     |
|---------|------------|------------|----------------|----|----|-----|-----|----------|----|----|-----|-----|
|         |            |            | GP             | G  | A  | PTS | PIM | GP       | G  | A  | PTS | PIM |
| 2012-13 | Malmo U-18 | Sweden-U18 | 9              | 6  | 4  | 10  | 28  | 4        | 4  | 3  | 7   | 4   |
|         | Malmo Jr.  | Sweden-Jr. | 33             | 9  | 19 | 28  | 28  | 3        | 0  | 0  | 0   | 2   |
| 2013-14 | HV-71 Jr.  | Sweden-Jr. | 27             | 10 | 15 | 25  | 40  | --       | -- | -- | --  | --  |
|         | HV-71      | SHL        | 17             | 3  | 8  | 11  | 10  | 8        | 1  | 5  | 6   | 14  |



**VLADISLAV KAMENEV**  
(vla-dih-SLAHV KA-men-ehv)

Shoots left. • 6-3, 182 lbs.  
Born, Orsk, Russia, August 12, 1996.  
(Nashville's second choice, 42nd overall (second round), in the 2014 Entry Draft).

**LEFT WING**

**CAREER NOTES:** Selected second overall by the Quebec Remparts (QMJHL) in the 2014 Canadian Hockey League Import Draft, but is expected to spend the 2014-15 season with Magnitogorsk (KHL)... Split the majority of the 2013-14 season between Stalnye Lisy Magnitogorsk of the Russian junior league and the eventual 2014 Gagarin Cup Champions Metallurg Magnitogorsk of the KHL, where he played for former NHL head coach Mike Keenan. Also played three games for Orsk of Russia's second division... Captained Russia at the 2014 Under-18 World Championship, tying for sixth in tournament assists, and for seventh in points (2g-5a-7pts)... Ranked third in assists (6), and tied for fourth in points (7) at the 2013 World Junior A Challenge, helping Russia to a silver medal... Suiited up for all four of Russia's games at the 2013 Ivan Hlinka Tournament... The 13th-ranked International Skater in Central Scouting's Final 2014 Rankings... Helped Russia to a silver medal at the 2012 World Under-17 Hockey Challenge, recording one assist in six games... Ranked 10th among 16 year olds in the Russian junior league in points (9g-6a-15pts) with Stalnye Lisy Magnitogorsk in 2012-13.

**SCOUTING REPORT:** A big-bodied forward who is very strong on the puck... Shows smooth skating ability and is able to hold off defenders using his size and reach... Has natural top-end offensive skills and shows great instincts and anticipation - is always in the right position to make something happen... Deceptive stick skills.

**QUOTEBOOK:** "Vladislav is a good, big, powerful forward who has very good skills. He is very good in tight situations where he uses his body and his long reach to hold off opponents. He's got a very good shot and he's an offensive threat every time he's on the ice." - Predators European Scout Martin Bakula.

| SEASON  | CLUB         | LEAGUE     | REGULAR SEASON |   |   |     |     | PLAYOFFS |    |    |     |     |
|---------|--------------|------------|----------------|---|---|-----|-----|----------|----|----|-----|-----|
|         |              |            | GP             | G | A | PTS | PIM | GP       | G  | A  | PTS | PIM |
| 2012-13 | Magnitogorsk | Russia Jr. | 36             | 9 | 6 | 15  | 22  | 3        | 0  | 0  | 0   | 0   |
| 2013-14 | Magnitogorsk | KHL        | 16             | 1 | 0 | 1   | 2   | --       | -- | -- | --  | --  |
|         | Orsk         | Russia-2   | 3              | 0 | 1 | 1   | 2   | 1        | 0  | 0  | 0   | 0   |
|         | Magnitogorsk | Russia Jr. | 15             | 4 | 6 | 10  | 12  | 5        | 1  | 2  | 3   | 4   |




# PLAYERS

## 2014 NHL ENTRY DRAFT

Amateur

European Pro/Amateur

Professional



**JACK DOUGHERTY**  
(JAK DAWR-ih-tee)

Shoots right. • 6-1, 186 lbs.  
Born, St. Paul, Minn., May 25, 1996.  
(Nashville's third choice, 51st overall (second round), in the 2014 Entry Draft).


### DEFENSE

**CAREER NOTES:** Expected to play his freshman season at the University of Wisconsin (Big 10) in 2014-15... Played his lone season with the U.S. National Team Development Program in 2013-14, ranking second among team blueliners in goals (6), and fourth in points (22)... Shared the team lead among defensemen in plus/minus ranking during the 2013-14 season (+33), and ranked second among team blueliners and third on the NTDP squad in the category (+20) during the USHL portion of their schedule... Helped the United States with their fifth gold medal in a six-year span at the Under-18 World Championship in 2014, tying for third among tournament defensemen in goals (2) - including one in the Gold Medal Game - and for sixth in points (4)... Helped Team USA to a silver medal at the 2013 Ivan Hlinka Tournament, tying for second on the team, and for fourth among tournament defensemen, in points (1g-2a-3pts)... Scored the opening goal of the 2013 USA Hockey All-American Top Prospects Game, helping Team Johnson to a 5-2 win... Ranked No. 30 among North American Skaters in Central Scouting's Final 2014 Rankings... Played two seasons of Minnesota High School hockey with St. Thomas Academy in 2012-13 and 2013-14... Helped the Cadets captured their third consecutive Class A state title in 2013, recording six assists in three state tournament games, and ranked third on the team in assists (21) in his final season with the club... A teammate of Predators prospects Teemu Kivihalmi on Team Southeast of the Upper Midwest High School Elite League where he led all blueliners in points (2g-9a-11pts)... On Twitter @jackdougherty2.

**SCOUTING REPORT:** Not flashy, but an all-around player with high hockey IQ who always seems to make the right play... Displays excellent defensive awareness - never gets beaten to the net... Plays a two-way game with physicality and skill... A very agile skater who can make things happen on the rush and on the power play... Shows an aggressive edge and always finishes his checks.

**QUOTEBOOK:** "Jack is a good-sized good-skating defenseman. He makes a good first pass to get out of his own end and he'll jump into the play and carry the puck up ice if need be. He's also hard to play against in his own zone and has a good stick, and he's got some fight to his game. We think he's going to be a good player." - Predators North American Amateur Scout David Westby.

| SEASON  | CLUB               | LEAGUE  | REGULAR SEASON |   |    |     |     | PLAYOFFS |    |    |     |     |
|---------|--------------------|---------|----------------|---|----|-----|-----|----------|----|----|-----|-----|
|         |                    |         | GP             | G | A  | PTS | PIM | GP       | G  | A  | PTS | PIM |
| 2011-12 | St. Thomas Academy | USHS-MN | 24             | 0 | 9  | 9   | 8   | 6        | 1  | 0  | 1   | 0   |
| 2012-13 | St. Thomas Academy | USHS-MN | 25             | 3 | 21 | 24  | 16  | 3        | 2  | 3  | 5   | 0   |
|         | Team Southeast     | UMHSEL  | 19             | 2 | 9  | 11  | 30  | --       | -- | -- | --  | --  |
| 2013-14 | USNTDP             | U-18    | 55             | 6 | 16 | 22  | 65  | --       | -- | -- | --  | --  |
|         | USNTDP             | USHL    | 23             | 4 | 8  | 12  | 34  | --       | -- | -- | --  | --  |



**JUSTIN KIRKLAND**  
(JUHS-tinn KURHRK-luhnd)

Shoots left. • 6-3, 183 lbs.  
Born, Camrose, Alta., August 2, 1996.  
(Nashville's fourth choice, 62nd overall (third round), in the 2014 Entry Draft).


### LEFT WING

**CAREER NOTES:** Ranked eighth among Western Hockey League rookies in points (17g-31a-48pts), tied for eighth in goals, and tied for ninth in assists in 2013-14, helping the Kelowna Rockets to a league-best 57-11-4 record... Tied for the lead among 2013-14 WHL rookies in game-winning goals... The only WHL rookie with multiple power-play (5) and shorthanded goals (2) in 2013-14... Ranked seventh among league rookies in plus/minus rating (+23) in 2013-14... Amassed 33 points (12g-21a) in his final 38 games of 2013-14 after posting 15 points (5g-10a) in his first 30 games... Tied for the lead among WHL rookies in 2014 playoff goals (5) and power-play goals (3), while ranking third among first-year players in points (10)... Ranked 67th on Central Scouting's Final 2014 Rankings after being No. 74 at the midterm... Spent the majority of the 2011-12 and 2012-13 seasons with the Notre Dame Argos Midget AAA squad... Tied for ninth in the Saskatchewan Midget Hockey League in goals (25), ranked 15th in points (49) and led the Argos in both categories in 2012-13... Skated for the Camrose Kodiaks Bantam AAA team from 2009-11... Paced the Kodiaks in points (18g-22a-40pts) during the 2010-11 season... On Twitter @Kirkland96.

**SCOUTING REPORT:** A late bloomer who has been getting better at an accelerated pace... Shows good offensive instinct and plays a step ahead of his defenders... Incredibly soft hands for a player with his size... Has an impressively quick and accurate release on his shot and can get it off in tight areas... Will need to add bulk and continue working on lower-body strength to improve his skating speed.

**QUOTEBOOK:** "Justin is a big power forward who is kind of a late bloomer. He had a slow start to his WHL career in Kelowna after playing AA hockey in Alberta a season ago, but came on strong during the second-half. We think we've got ourselves a very skilled goal-scoring-type forward who is working hard to add a physical element to his game." - Predators North American Amateur Scout Glen Sanders.

| SEASON  | CLUB       | LEAGUE | REGULAR SEASON |    |    |     |     | PLAYOFFS |    |    |     |     |
|---------|------------|--------|----------------|----|----|-----|-----|----------|----|----|-----|-----|
|         |            |        | GP             | G  | A  | PTS | PIM | GP       | G  | A  | PTS | PIM |
| 2011-12 | Notre Dame | SMHL   | 43             | 13 | 22 | 35  | 26  | 8        | 5  | 4  | 9   | 8   |
|         | Kelowna    | WHL    | 6              | 0  | 1  | 1   | 0   | --       | -- | -- | --  | --  |
| 2012-13 | Notre Dame | SMHL   | 44             | 25 | 24 | 49  | 42  | 3        | 0  | 2  | 2   | 2   |
|         | Notre Dame | SJHL   | 1              | 0  | 0  | 0   | 0   | --       | -- | -- | --  | --  |
| 2013-14 | Kelowna    | WHL    | 6              | 2  | 0  | 2   | 6   | 6        | 0  | 1  | 1   | 0   |
|         | Kelowna    | WHL    | 68             | 17 | 31 | 48  | 40  | 14       | 5  | 5  | 10  | 20  |



## VIKTOR ARVIDSSON

(VIHK-TUHR AHR-VIHD-SUHN)

Shoots right. • 5-10, 173 lbs.

Born, Kusmark, Sweden, April 8, 1993.

(Nashville's fifth choice, 112th overall (fourth round), in the 2014 Entry Draft).

### LEFT WING

**CAREER NOTES:** Signed a three-year entry-level contract on July 15, 2014 and is expected to play his first season in North America in 2014-15... Ranked ninth in the Swedish Hockey League in points (16g-24a-40pts) during the 2013-14 with Skelleftea... Tied for third in SHL shorthanded goals (3), and tied for eighth in both in game-winning goals (5) and power-play assists (12) in 2013-14... Helped Skelleftea win its second consecutive Le Mat Trophy as SHL champions in 2014, tying for second in postseason assists (12) and ranking third in postseason points (16)... Also tied for eighth in 2014 playoff goals (4) and for fourth in power-play points (2g-5a-7pts)... Unranked by Central Scouting in his fourth time through the draft in 2014 after being ranked No. 19 among European skaters in 2013, unranked in 2012 and No. 20 in 2011... Named 2012 Swedish junior player of the year and a finalist for the 2012 SHL rookie of the year award... Ranked fourth among junior players in the Swedish Elite League in goals (7), and fifth in points (12) during the 2012-13 season... Tied for fourth in goals (6) during the 2013 playoffs, helping Skelleftea claim the SHL title after losing in the finals the previous two seasons... Tied for eighth in goals (4) at the 2013 World Junior Championship, helping Sweden to a silver medal alongside fellow Predators prospect Filip Forsberg... Tied for third in Swedish junior league goals (25) with Skelleftea's junior squad in 2011-12... Tied for sixth in goals (3) and for ninth in points (6) during the 2011 Swedish junior league playoffs, helping Skelleftea reach the league final and earn a silver medal... Joined Skelleftea's under-18 team for seven 2011 playoff games, ranking fifth among all skaters in points (4g-6a-10pts)... Earned a silver medal at the 2011 Under-18 World Championship, recording one assist in five games... Tied with 2011 No. 1 overall pick Ryan Nugent-Hopkins for the 2010 Ivan Hlinka Memorial Tournament lead in goals (5) while ranking second to him in points (6), helping Sweden to a bronze medal... Ranked second in goals (32), third in points (62) and sixth in assists (30) during with Skelleftea's under-18 team during 2009 Elit play which runs from September-December, then ranked second in goals (20), points (38) and assists (tie, 18) during 2010 Allsvenskan play, which is from January-March... Helped Sweden to a bronze medal playing with Predators prospects Pontus Aberg and Max Gortz at the 2009 Under-17 World Hockey Challenge... Earned a silver medal at the under-18 level with Skelleftea in 2008-09.

**SCOUTING REPORT:** A smaller player, but frustratingly difficult for the opposition to contain as he always keeps his feet moving... Plays with speed, skill and unmatched tenacity and confidence... Loves to battle to get to the scoring areas... Has a shoot first mentality and has been rewarded for it on the scoresheet... Will be a fan favorite for his shootout prowess.

**QUOTEBOOK:** "Viktor is as tenacious as they come. He's a smaller guy that has proven over the last couple years that he can play against bigger bodies, so his size isn't going to be a concern. He's an energetic offensive player who is able to release his shot from anywhere in the offensive zone, and he goes into the hard areas. This past season, he's significantly improved his stamina and has added penalty killing to his repertoire."  
- Predators European Scout Lucas Bergman.

| SEASON  | CLUB            | LEAGUE      | REGULAR SEASON |    |    |     |     | PLAYOFFS |    |    |     |     |
|---------|-----------------|-------------|----------------|----|----|-----|-----|----------|----|----|-----|-----|
|         |                 |             | GP             | G  | A  | PTS | PIM | GP       | G  | A  | PTS | PIM |
| 2008-09 | Skelleftea U-18 | Sweden -U18 | 14             | 7  | 7  | 14  | 16  | 5        | 1  | 2  | 3   | 4   |
| 2009-10 | Skelleftea U-18 | Sweden -U18 | 40             | 52 | 49 | 101 | 60  | 3        | 1  | 1  | 2   | 0   |
|         | Skelleftea Jr.  | Sweden Jr.  | 2              | 0  | 1  | 1   | 2   | 2        | 1  | 0  | 1   | 0   |
| 2010-11 | Skelleftea Jr.  | Sweden Jr.  | 40             | 15 | 19 | 34  | 51  | 5        | 3  | 3  | 6   | 4   |
|         | Skelleftea U-18 | Sweden -U18 | 4              | 7  | 7  | 14  | 18  | 7        | 4  | 6  | 10  | 4   |
|         | Skelleftea      | Sweden      | 3              | 0  | 0  | 0   | 0   | --       | -- | -- | --  | --  |
| 2011-12 | Skelleftea Jr.  | Sweden Jr.  | 43             | 25 | 17 | 42  | 18  | 3        | 0  | 0  | 0   | 0   |
|         | Skelleftea      | Sweden      | 4              | 0  | 0  | 0   | 0   | --       | -- | -- | --  | --  |
| 2012-13 | Skelleftea Jr.  | Sweden Jr.  | 4              | 3  | 1  | 4   | 0   | --       | -- | -- | --  | --  |
|         | Skelleftea      | Sweden      | 49             | 7  | 5  | 12  | 12  | 13       | 6  | 2  | 8   | 2   |
| 2013-14 | Skelleftea      | SHL         | 50             | 16 | 24 | 40  | 59  | 14       | 4  | 12 | 16  | 4   |




# PLAYERS

## 2014 NHL ENTRY DRAFT

Amateur

European Pro/Amateur

Professional



**JOONAS  
LYYTINEN**  
(YOH-nuhs LEE'YOO-tih-nehn)

Shoots left. • 6-1, 149 lbs.  
Born, Espoo, Finland, April 4, 1995.  
(Nashville's sixth choice, 132nd overall (fifth round),  
in the 2014 Entry Draft).

### DEFENSE

**CAREER NOTES:** Expected to play the 2014-15 season with KalPa of the Finnish Elite League (SM-Liiga) after splitting the 2013-14 campaign between KalPa's junior and elite league teams... Ranked second among blueliners in the Finnish junior league in points per game (1.00) during the 2013-14 season... Ranked third among junior defensemen in the SM-Liiga in points (30-6a-9pts) during the 2013-14 season... Ranked 94th among international skaters on Central Scouting's Final Ratings of 2014 after going unranked and undrafted in 2013... Ranked third in assists among KalPa junior team blueliners in 2012-13 (13)... Suited up for all five of Finland's games at the 2012 Ivan Hlinka Memorial Tournament... Spent the majority of the 2011-12 season with KalPa's under-18 team, and the 2010-11 season with its under-16 team.

**SCOUTING REPORT:** A puck-moving defenseman with nimble hands and good hockey sense... Makes the right plays under pressure... Quick skater who does well in his defensive zone outmaneuvering and escaping forecheckers... Offensive skills and mindset serve him well in finding open lanes on the power play... Shows confidence in jumping into the play and making high-reward passes to his teammates.

**QUOTEBOOK:** "Joonas was a great junior player and spent the last half of the 2013-14 season with the men's team in KalPa and played the exactly same way he played in juniors. He made a splash right away and is really good with the puck. He can pass, he can skate with the puck and his transition game is awesome. In a lot of ways he reminds me of Roman Josi - he's a very intelligent player with the puck and an active and competitive defender. He's got the mindset we're looking for we just need to bring his body up to an NHL level." - Predators European Scout Janne Kekalainen.

| SEASON  | CLUB               | LEAGUE      | REGULAR SEASON |    |    |     |     | PLAYOFFS |    |    |     |     |
|---------|--------------------|-------------|----------------|----|----|-----|-----|----------|----|----|-----|-----|
|         |                    |             | GP             | G  | A  | PTS | PIM | GP       | G  | A  | PTS | PIM |
| 2010-11 | KalPa U-16         | Finland-U16 | 28             | 6  | 11 | 17  | 44  | --       | -- | -- | --  | --  |
|         | KalPa U-18         | Finland-U18 | 7              | 1  | 1  | 2   | 6   | 1        | 0  | 1  | 1   | 0   |
| 2011-12 | KalPa U-18         | Finland-U18 | 32             | 8  | 10 | 18  | 40  | 3        | 0  | 0  | 0   | 2   |
|         | KalPa Jr.          | Finland-Jr. | 5              | 1  | 3  | 4   | 6   | --       | -- | -- | --  | --  |
| 2012-13 | HIFK Helsinki U-18 | Finland-U18 | --             | -- | -- | --  | --  | 1        | 0  | 0  | 0   | 0   |
|         | KalPa U-18         | Finland-U18 | 3              | 0  | 2  | 2   | 4   | --       | -- | -- | --  | --  |
|         | KalPa Jr.          | Finland-Jr. | 31             | 4  | 9  | 13  | 30  | 3        | 0  | 0  | 0   | 4   |
| 2013-14 | KalPa Jr.          | Finland-Jr. | 24             | 7  | 17 | 24  | 32  | --       | -- | -- | --  | --  |
|         | KalPa              | Finland     | 30             | 3  | 6  | 9   | 24  | --       | -- | -- | --  | --  |



**AARON  
IRVING**  
(AIR-uhn UHR-vihng)

Shoots right. • 6-1, 198 lbs.  
Born, Edmonton, Alta., March 6, 1996.  
(Nashville's seventh choice, 162nd overall (sixth round),  
in the 2014 Entry Draft).

### DEFENSE

**CAREER NOTES:** Spent his first full season with the Western Hockey League's Edmonton Oil Kings, helping them win the 2014 Memorial Cup and WHL title... Ranked fourth among WHL rookie defensemen in goals (9), and sixth in points (30) during the 2013-14 regular season... Ranked fourth among all rookie WHLers in plus/minus rating (+26) in 2013-14... Played in all 21 of Edmonton's 2014 WHL Playoff contests and all five Memorial Cup games... Central Scouting's 90th-ranked North American skater in its final ranking of 2014 after being ranked 119th at the midterm... Spent the 2012-13 season with the Bonnyville Pontiacs of the Alberta Junior Hockey League, while also being called up to Edmonton (WHL) for five games... Played in Edmonton's South Side Athletic Club organization at the Bantam AA, AAA and Minor Midget AAA and Midget AAA levels from 2009-12... On Twitter @airving96.

**SCOUTING REPORT:** A steady defender who manages his zone with patience and intelligence... Reads the play well and is excellent at using his positioning to close gaps and lanes, and to box out opposing forwards... Not dynamic offensively, but is willing to jump into the play and contributes on the power play... Makes safe, smart plays under pressure.

**QUOTEBOOK:** "Aaron is an all-around solid defenseman that can move the puck effectively but will also take the puck up ice himself. His best attribute is his skating and he has great vision. He makes a nice, hard first pass, is a really intelligent player and has sneaky toughness. He comes from a great program in Edmonton and will log a lot of ice time with the Oil Kings this upcoming season." - Predators North American Amateur Scout Glen Sanders.

| SEASON  | CLUB       | LEAGUE | REGULAR SEASON |   |    |     |     | PLAYOFFS |    |    |     |     |
|---------|------------|--------|----------------|---|----|-----|-----|----------|----|----|-----|-----|
|         |            |        | GP             | G | A  | PTS | PIM | GP       | G  | A  | PTS | PIM |
| 2012-13 | Bonnyville | AJHL   | 43             | 1 | 6  | 7   | 57  | 9        | 0  | 0  | 0   | 11  |
|         | Edmonton   | WHL    | 5              | 0 | 0  | 0   | 6   | --       | -- | -- | --  | --  |
| 2013-14 | Edmonton   | WHL    | 63             | 9 | 21 | 30  | 88  | 25       | 0  | 2  | 2   | 12  |



# 2013-14





#### NORRIS CALIBER CAPTAIN

Predators Captain Shea Weber put up career numbers in 2013-14, setting a career high and breaking the franchise record for points by a defenseman (23g-33a-56pts). Weber closed out the season with 10 points (5g-5a) in Nashville's last nine games, helping the team to an 7-1-1 record in that span.

- In 42 games played in the 2014 calendar year, he recorded 34 points (14g-20a), three game-winning goals and a +11 rating.
- He led all blueliners in goals (23), tying a career high and the franchise record he set in 2008-09.
- Tied for third among NHL defensemen and set a franchise record in points (23g-33a-56pts).
- In 2013-14, he was the first player since the NHL started keeping the hits and blocked shots categories annually in 2005-06, to post 20 goals, 150 blocked shots and 150 hits.
- Led the team and ranked 10th in the League in blocked shots (173).
- First on the Predators and ranked among the Top 25 defensemen in hits (169).
- One of just two defensemen to lead their team in scoring each of the last two seasons.
- His team-leading 26 power-play points (12g-14a) were tied for fourth among League defensemen. Weber's 12 power-play goals were first among defensemen and tied for sixth among all League skaters.
- The Preds went 17-1-2 when he scored.
- Ranked fourth in the League, and led the team, in average ice time (26:54).
- Played in his 600th career NHL game on March 28 in Dallas. Finished the season having played 607 games, making him the third player in franchise history to play more than 600 games in a Preds sweater.

#### GOALTENDING DUO ENDS SEASON ON HIGH NOTES

Predators goaltender Pekka Rinne went 3-0-1 in his last four starts and posted two shutouts in his last seven starts of the 2013-14 season. With 10 wins on the season, Rinne, who missed 51 games due to a hip injury, set the franchise record for career goaltender wins (163). In addition to taking hold of the franchise wins mark, Rinne's two shutouts (Nos. 31 and 32 for his career) put him in sole possession of second in the League in the category since the start of the 2008-09 season.

On the season, with a healthy Rinne, the Preds posted a 17-11-3 record with a plus-four goal differential.

The two-time Vezina Trophy finalist has recorded all but one of his career victories since 2008-09, including a League-leading 43 in 2011-12. Since his rookie campaign, Rinne ranks among the NHL leaders in wins, save percentage (.918), goals-against average (2.39) and shutouts (32).

Carter Hutton, who entered the 2013-14 season with only one game of NHL experience, posted his 20th win of the year in the Predators final game of the season against Minnesota, finishing on a five-game winning streak to post a 20-11-4 record. Hutton posted the first shutout of his NHL career on April 5 against the Sharks (35 saves) and went 6-0-1 when making 35 or more saves.



#### NHL MARKS

The Predators went the entire 2013-14 season without allowing a shorthanded goal. In the NHL's expansion era (1967-68 to date) the only other NHL team to play a full season (i.e., excluding two lockout-shortened seasons with 48-game schedules) without allowing a shorthanded goal was the Montreal Canadiens in 1975-76. The Preds last allowed a shorthanded goal on March 21, 2013 against Calgary, a span of 100 games.

**FOUR HIT 20-GOAL MARK**

The Predators had four 20-goal scorers (Weber, Hornqvist, Fisher, Smith) for the first time since 2007-08.

Craig Smith ended the season on a high note, tallying his first career four-point game (2g-2a) in the Preds' regular-season finale on April 13 at Minnesota. His fourth point of the game, a power-play goal at 15:41 of the third period, was his 100th career point. The third-year forward posted six points (3g-3a) in his final two games of the season to hit 52 points (24g-28a), a career high and good for third on the team. Smith's two goals at Minnesota gave him 24 for the season, best on the team and a career high. His 24 goals included seven power-play markers and four game-winning goals, putting him second in team scoring in both categories.

Shea Weber found the back of the net 23 times in 2013-14, good for the lead among all NHL blueliners and second on the team behind Smith. The Sicamous, B.C., native's 23 goals tied a career high and a franchise record by a defenseman that he set in 2008-09.

Patric Hornqvist hit the 20-goal mark for the fourth consecutive full season. His six game-winning goals put him atop the team in the category and moved him into a tie for 17th in the NHL in game-winning goals since the start of the 2009-10 season (23). In his last 11 games of the season, Hornqvist posted 18 points (9g-9a). On the season, his 53 points and 31 assists both established career highs. An alternate captain for the first time in 2013-14, Hornqvist became the sixth Preds draftee to post 200 career points and the first to score 20-plus goals in four consecutive full seasons (2009-14).

Mike Fisher recorded 13 points (3g-10a) in his final 12 games of the season to post a career high in helpers (29) in addition to his sixth 20-goal season. In 2013-14, Fisher had two multi-goal performances (Dec. 28 vs. Los Angeles and April 4 at Anaheim) and a team-leading home ice point total (11g-20a-31pts). One of the Preds two alternate captains, Fisher finished the season tied for second on the team with four game-winning goals and led all Preds forwards in ice time (19:45) - nearly three minutes higher than the next closest forward (Hornqvist, 16:51) - tying a career high.

**STRONG ENDING**

From March 21 to the end of the 2013-14 season, the Predators posted a 9-1-2 record, the best of any team during that time span. In their last 12 games, the Predators scored 51 goals (average of 4.25 goals per game), the second time in franchise history that the Preds have scored at a clip of more than 4.25 goals per game over a 12-game span (from Dec 30, 2006-Jan. 30, 2007, 14 games played, 60 goals, 4.29 goals per game).

**POSITIVE PROSPECTS**

The Nashville Predators have several players in their system who are quickly becoming ready to play regularly on the NHL level. Both Filip Forsberg and Colton Sissons had opportunities during the 2013-14 season to play in a handful of NHL games and are continuing to improve while with the AHL's Milwaukee Admirals. In addition to Austin Watson, Taylor Beck and Miikka Salomaki who are also in Milwaukee, the Preds have Pontus Aberg (Sweden), Jimmy Vesey (Harvard), Zach Stepan (Minnesota State-Mankato) and Brendan Leipsic (Portland, WHL) all getting closer to contributing at the NHL level.

**SWISS SENSATION**

Roman Josi had a career year for the Preds, setting highs in goals, assists and points (13g-27a-40pts) this season. His 13 goals were good for a tie for ninth among all League defensemen. The Bern, Switzerland native recorded 10 points (4g-6a) in his last 12 games and 26 points (9g-17a) in his last 35 games en route to his first career 40-point campaign and a tie for 23rd in scoring among League defensemen.

Competing in his third NHL season, Josi was second on the team - and fifth in the League - in average time on ice (26:25) and was one of just two NHL defensemen to record three shootout tallies during the season.

## TEAM NOTES

## TEAM QUICK HITS

- Nashville competed with some of the best in the NHL in 2013-14, going 4-1-0 vs. the defending Stanley Cup champion Chicago Blackhawks, 3-0-0 vs. the San Jose Sharks and 2-0-1 vs. the Los Angeles Kings.
- The Predators recorded 2,382 shots in 2013-14, third most in franchise history. The 2013-14 average of 29 shots per game is a three-shot improvement on their 2012-13 shots per game average (25.9).
- The Preds had a .855 win percentage when leading heading into the first intermission, posting a record of 23-1-2, good for second in the League.
- With a 19-15-7 record on the road, the Preds finished above .500 away from Bridgestone Arena, a marked improvement on the 5-14-5 road record from the 2012-13 season. The Preds 15 regulation road losses tied for fewest road losses by the team in a full-season in franchise history.
- Nashville had the youngest defensive corps in the League (24.02 years) in 2013-14. Only two other teams in the NHL had an average defensive age under 26 (including players on IR): Ottawa (25.32 years) and Washington (25.35 years). Despite their youth, Nashville's defensive corps was the highest scoring in the League, tallying 52 goals on the season.
- Nashville led the League in team face-off win percentage (53.1 percent). The Preds were 50 percent or better in the face-off circle in 63 of their 82 games.
- For a span of eight games between Nov. 16 and Nov. 30, the Preds did not allow a power-play goal, killing off 20 straight penalties in the process. The eight games were one shy of the franchise record of nine (Nov. 18-Dec. 4, 2010).
- The Preds power play improved to 12th in the NHL in 2013-14 at 19.2 percent.

## OTHER CAREER MILESTONES

- Patric Hornqvist played in his 300th career game on Nov. 2 at Los Angeles.
- Gabriel Bourque played in his 100th career game on Nov. 28 vs. Edmonton.
- Paul Gaustad registered his 200th career point with a goal on Jan. 9 vs. Anaheim.
- Michael Del Zotto played in his 300th career game on Feb. 8 vs. Anaheim.
- Rich Clune played in his 100th career game on March 1 vs. Winnipeg.
- Ryan Ellis played in his 100th career NHL game on March 6 vs. St. Louis.
- Eric Nystrom tallied his 100th career point with a goal on March 10 at Ottawa.
- Viktor Stalberg played in his 300th career game on March 15 against St. Louis.
- Matt Cullen recorded the 600th point of his NHL career on April 12 vs. Chicago.

## ROOKIES FIND THE SCORESHEET

Seven players scored their first career NHL goals for the Preds in 2013-14.

- Filip Forsberg, Oct. 8 vs. Minnesota
- Seth Jones, Oct. 12 vs. New York Islanders (made NHL debut on Oct. 3 at St. Louis)
- Mattias Ekholm, Jan. 7 vs. San Jose
- Simon Moser, March 1 vs. Winnipeg (made NHL debut on Feb. 1 at St. Louis)
- Victor Bartley, March 21 at Calgary
- Colton Sissons, March 27 vs. Buffalo (made NHL debut on Jan. 28 at Winnipeg)
- Calle Jarnkrok, March 27 vs. Buffalo (made NHL debut on March 21 at Calgary)

Also making their NHL debuts for Nashville this season were forward Mark Van Guilder and goaltenders Marek Mazanec and Magnus Hellberg. Van Guilder, a five-time Milwaukee Admirals AHL Man of the Year nominee, played 387 career minor league games before playing his first NHL game on March 30 vs. Washington at age 30. Mazanec made his debut on Nov. 8 at Winnipeg and recorded his first victory on Nov. 16 vs. Chicago, while Hellberg's first NHL action came Oct. 26 vs. St. Louis.





## PLAYER QUICK HITS

- Colin Wilson notched a career-high 22 helpers while leading the Preds in games played (81).
- One of two Nashville forwards to average more than a minute in shorthanded and power-play ice time per game, Nick Spaling set career highs in points, goals and assists (13g-19a-32pts) during the season. The Preds were 10-2-1 when Spaling scored during the 2013-14 season, and are 31-6-2 when he scores a goal and 47-14-5 when he records a point all-time.
- In addition to leading team forwards with 154 hits, Eric Nystrom tied a career high in points (21) and finished the season with the second-highest goal total of his career (15). On Jan. 24 at Calgary, Nystrom posted his first career hat trick with a four-goal performance, making him the first player in club history to tally four goals in a game.
- Ryan Ellis led all Nashville defensemen in plus/minus at +9, while also establishing career highs in goals (6), assists (21) and points (27) on the season.
- In his third NHL season, Gabriel Bourque tallied a career high in points and assists (9g-17a-26pts). Bourque closed out the season with seven points (3g-4a) in his last 11 games and eight points (4g-4a) in his last 13, including his first multi-goal game (2g) on April 8 in Dallas.
- Rookie defenseman Seth Jones finished the season with 25 points (6g-19a) and averaged 19:37 in ice time. Jones ranked in the Top 10 among rookie defensemen in goals, assists, points, power-play goals (2), power-play points (9) and games played (77). Jones' 19 assists were third most by a Preds rookie in franchise history.
- Paul Gaustad, Nashville's nominee for the 2014 Masterton Trophy, ranked fourth in the NHL in face-off winning percentage in 2013-14 (58.0 percent), the fifth consecutive season he finished in the Top 10.
- Rookie Calle Jarnkrok posted points (1g-4a) in each of his first five NHL games. He ended the season with his first career multi-point performance (1g-2a at Minnesota), bringing his season totals to nine points (2g-7a) and a +7 rating in 12 games. Nashville went 9-1-2 after Jarnkrok joined the roster and 12-6-2 following his acquisition (along with Patrick Eaves and a second-round pick in the 2014 Entry Draft) for David Legwand.
- Rich Clune ended the season with 166 penalty minutes - the fourth highest total in the NHL - and finished second in the League in major penalties with 16. Clune's 166 penalty minutes were the most by a Predators player since both Patrick Cote and Denny Lambert had more than 200 minutes during the 1998-99 season.

## END OF SEASON ROSTER BREAKDOWN

**AVERAGE AGE:** 27.4 years old

**AVERAGE HEIGHT/WEIGHT:** 6-1, 202 pounds

## BY COUNTRY:

Canada: NINE (Ontario (6), British Columbia (2), Quebec (1))

United States: SEVEN (Minnesota (2), Wisconsin (1), New York (1), Texas (1), North Dakota (1), Connecticut (1))

Sweden: FOUR

Finland: ONE

Switzerland: ONE

## BY DRAFT POSITION:

**1st Round:** SIX (Jones, Ellis, Eaves, Nystrom, Wilson, Del Zotto)

**2nd Round:** SIX (Weber, Josi, Spaling, Jarnkrok, Cullen, Fisher)

**3rd Round:** ONE (Clune)

**4th Round:** TWO (Ekholm, Smith)

**5th Round:** ONE (Bourque)

**6th Round:** ONE (Stalberg)

**7th Round:** TWO (Gaustad, Hornqvist)

**8th Round:** ONE (Rinne)

**Undrafted:** TWO (Bartley, Hutton)

## HOW ACQUIRED:

Drafted: ELEVEN (Jones, Ellis, Weber, Spaling, Smith, Hornqvist, Josi, Rinne, Wilson, Ekholm, Bourque)

Acquired via trade: FIVE (Del Zotto, Fisher, Eaves, Jarnkrok, Gaustad)

Signed as a Free Agent: FIVE (Cullen, Nystrom, Stalberg, Hutton, Bartley)

Claimed on Waivers: ONE (Clune)

## WHERE THEY CAME FROM:

**CANADIAN HOCKEY LEAGUE:** TEN

**ONTARIO HOCKEY LEAGUE:** FIVE (Ellis, Del Zotto, Fisher, Spaling, Clune)

**WESTERN HOCKEY LEAGUE:** FOUR (Jones, Weber, Gaustad, Bartley)

**QUEBEC MAJOR JUNIOR HOCKEY LEAGUE:** ONE (Bourque)

**NCAA:** SEVEN

**Hockey East:** THREE (Hutton, Stalberg, Wilson)

**WCHA:** THREE (Cullen, Smith, Eaves)

**CCHA:** ONE (Nystrom)

**Sweden:** THREE (Jarnkrok, Hornqvist, Ekholm)

**Finland:** ONE (Rinne)

**Switzerland:** ONE (Josi)



## FINAL SCORING

| POS. | NO.   | PLAYER            | GP  | TOI/G | SFT/G | G    | A  | P  | +/- | PIM | PP | SH | GW | S   | S%   | F/O W-L | F/O%    | H    | BS  |    |
|------|-------|-------------------|-----|-------|-------|------|----|----|-----|-----|----|----|----|-----|------|---------|---------|------|-----|----|
| D    | 6     | Shea Weber        | 79  | 26:54 | 30.7  | 23   | 33 | 56 | -2  | 52  | 12 | 0  | 4  | 195 | 11.8 | 0-0     | 0       | 169  | 173 |    |
| RW   | 27    | Patric Hornqvist  | 76  | 16:51 | 21.4  | 22   | 31 | 53 | 1   | 28  | 7  | 0  | 6  | 248 | 8.9  | 0-6     | 0       | 77   | 34  |    |
| RW   | 15    | Craig Smith       | 79  | 16:23 | 21.5  | 24   | 28 | 52 | 16  | 22  | 7  | 0  | 4  | 215 | 11.2 | 3-16    | 15.8    | 54   | 21  |    |
| C    | 12    | Mike Fisher       | 75  | 19:45 | 24.8  | 20   | 29 | 49 | -4  | 60  | 4  | 0  | 4  | 177 | 11.3 | 596-550 | 52      | 144  | 73  |    |
| D    | 59    | Roman Josi        | 72  | 26:25 | 30.3  | 13   | 27 | 40 | -2  | 18  | 3  | 0  | 2  | 168 | 7.7  | 0-0     | 0       | 32   | 150 |    |
| C    | 11    | David Legwand     | NSH | 62    | 17:12 | 22.2 | 10 | 30 | 40  | -8  | 30 | 4  | 0  | 2   | 107  | 9.3     | 454-434 | 51.1 | 30  | 29 |
| C    | 7     | Matt Cullen       | 77  | 15:29 | 20.2  | 10   | 29 | 39 | 4   | 32  | 1  | 0  | 2  | 134 | 7.5  | 438-334 | 56.7    | 18   | 22  |    |
| RW   | 33    | Colin Wilson      | 81  | 15:12 | 19.8  | 11   | 22 | 33 | -1  | 21  | 2  | 0  | 3  | 112 | 9.8  | 166-177 | 48.4    | 49   | 35  |    |
| LW   | 13    | Nick Spaling      | 71  | 16:01 | 22.2  | 13   | 19 | 32 | 2   | 14  | 3  | 1  | 1  | 85  | 15.3 | 88-79   | 52.7    | 42   | 32  |    |
| D    | 4     | Ryan Ellis        | 80  | 16:04 | 21.3  | 6    | 21 | 27 | 9   | 24  | 0  | 0  | 2  | 123 | 4.9  | 0-0     | 0       | 57   | 97  |    |
| LW   | 57    | Gabriel Bourque   | 74  | 13:50 | 19.9  | 9    | 17 | 26 | -5  | 8   | 0  | 0  | 1  | 108 | 8.3  | 0-1     | 0       | 70   | 34  |    |
| D    | 3     | Seth Jones        | 77  | 19:37 | 24.2  | 6    | 19 | 25 | -23 | 24  | 2  | 0  | 2  | 100 | 6    | 0-0     | 0       | 55   | 99  |    |
| LW   | 24    | Eric Nystrom      | 79  | 14:51 | 19.9  | 15   | 6  | 21 | -25 | 60  | 0  | 1  | 1  | 120 | 12.5 | 2-8     | 20      | 154  | 35  |    |
| C    | 28    | Paul Gaustad      | 75  | 13:48 | 20.3  | 10   | 11 | 21 | -6  | 61  | 0  | 0  | 0  | 74  | 13.5 | 696-504 | 58      | 122  | 55  |    |
| LW   | 25    | Viktor Stalberg   | 70  | 12:35 | 17.5  | 8    | 10 | 18 | -14 | 32  | 0  | 0  | 1  | 114 | 7    | 1-2     | 33.3    | 55   | 25  |    |
| C    | 19    | Calle Jarnkrok    | 12  | 14:04 | 22.8  | 2    | 7  | 9  | 7   | 4   | 0  | 0  | 0  | 13  | 15.4 | 58-89   | 39.5    | 2    | 4   |    |
| D    | 42    | Mattias Ekholm    | 62  | 16:49 | 22.5  | 1    | 8  | 9  | -8  | 10  | 0  | 0  | 0  | 58  | 1.7  | 0-0     | 0       | 42   | 55  |    |
| LW   | 16    | Rich Clune        | 58  | 8:27  | 12.9  | 3    | 4  | 7  | -7  | 166 | 0  | 0  | 1  | 29  | 10.3 | 0-0     | 0       | 132  | 9   |    |
| D    | 64    | Victor Bartley    | 50  | 15:21 | 20.8  | 1    | 5  | 6  | 0   | 23  | 0  | 0  | 0  | 21  | 4.8  | 0-0     | 0       | 81   | 79  |    |
| D    | 18, 5 | Michael Del Zotto | 67  | 17:12 | 22.4  | 3    | 13 | 16 | -9  | 18  | 1  | 0  | 0  | 90  | 3.3  | 0-0     | 0       | 78   | 75  |    |
|      |       | NSH               | 25  | 16:17 | 21.2  | 1    | 4  | 5  | -4  | 8   | 0  | 0  | 0  | 26  | 3.8  | 0-0     | 0       | 28   | 28  |    |
|      |       | NYR               | 42  | 17:44 | 23.1  | 2    | 9  | 11 | -5  | 10  | 1  | 0  | 0  | 64  | 3.1  | 0-0     | 0       | 50   | 47  |    |
| RW   | 9     | Filip Forsberg    | 13  | 11:24 | 14.4  | 1    | 4  | 5  | -8  | 4   | 1  | 0  | 0  | 20  | 5    | 0-0     | 0       | 6    | 2   |    |
| RW   | 26    | Matt Hendricks    | NSH | 44    | 11:33 | 15.8 | 2  | 2  | 4   | -5  | 54 | 0  | 0  | 0   | 53   | 3.8     | 14-12   | 53.8 | 92  | 28 |
| C    | 84    | Colton Sissons    | 17  | 10:37 | 15.4  | 1    | 3  | 4  | 0   | 4   | 0  | 0  | 0  | 13  | 7.7  | 70-74   | 48.6    | 9    | 9   |    |
| D    | 8     | Kevin Klein       | NSH | 47    | 18:48 | 25   | 1  | 2  | 3   | -11 | 21 | 0  | 0  | 0   | 49   | 2       | 0-0     | 0    | 75  | 94 |
| LW   | 21    | Simon Moser       | 6   | 10:07 | 14.8  | 1    | 1  | 2  | 0   | 2   | 0  | 0  | 0  | 7   | 14.3 | 0-0     | 0       | 5    | 1   |    |
| RW   | 29    | Mark Van Guilder  | 1   | 8:27  | 14    | 0    | 0  | 0  | 0   | 0   | 0  | 0  | 0  | 0   | 0    | 0-0     | 0       | 0    | 0   |    |
| LW   | 41    | Taylor Beck       | 7   | 12:50 | 18.6  | 0    | 0  | 0  | -2  | 6   | 0  | 0  | 0  | 9   | 0    | 0-0     | 0       | 4    | 5   |    |
| D    | 47    | Joe Piskula       | 2   | 12:10 | 15.5  | 0    | 0  | 0  | 1   | 0   | 0  | 0  | 0  | 2   | 0    | 0-0     | 0       | 2    | 0   |    |
| RW   | 17    | Patrick Eaves     | 30  | 11:15 | 16.7  | 2    | 3  | 5  | -7  | 2   | 1  | 0  | 0  | 53  | 3.8  | 7-8     | 46.7    | 43   | 5   |    |
|      |       | NSH               | 5   | 9:46  | 14.8  | 0    | 0  | 0  | -3  | 0   | 0  | 0  | 0  | 2   | 0    | 0-0     | 0       | 5    | 1   |    |
|      |       | DET               | 25  | 11:33 | 17.1  | 2    | 3  | 5  | -4  | 2   | 1  | 0  | 0  | 51  | 3.9  | 7-8     | 46.7    | 38   | 4   |    |

| NO. | GOALTENDER              | GP        | TOI             | GAA        | W         | L         | OT        | SO       | GA         | SA          | SV%         | G        | A        | PIM      |
|-----|-------------------------|-----------|-----------------|------------|-----------|-----------|-----------|----------|------------|-------------|-------------|----------|----------|----------|
| 30  | Carter Hutton           | 40        | 2,085:17        | 2.62       | 20        | 11        | 4         | 1        | 91         | 1006        | .910        | 0        | 1        | 2        |
| 35  | Pekka Rinne             | 24        | 1,366:49        | 2.77       | 10        | 10        | 3         | 2        | 63         | 645         | .902        | 0        | 0        | 0        |
| 39  | Marek Mazanec           | 25        | 1,369:32        | 2.80       | 8         | 10        | 4         | 2        | 64         | 650         | .902        | 0        | 0        | 0        |
| 40  | Devan Dubnyk            | 2         | 123:57          | 4.35       | 0         | 1         | 1         | 0        | 9          | 60          | .850        | 0        | 0        | 0        |
| 45  | Magnus Hellberg         | 1         | 12:12           | 5.00       | 0         | 0         | 0         | 0        | 1          | 4           | .750        | 0        | 0        | 0        |
|     | Empty-Net Goals         |           |                 |            |           |           |           |          | 5          | 5           |             |          |          |          |
|     | <b>NASHVILLE TOTALS</b> | <b>82</b> | <b>4,989:00</b> | <b>2.8</b> | <b>38</b> | <b>32</b> | <b>12</b> | <b>5</b> | <b>233</b> | <b>2370</b> | <b>.902</b> | <b>0</b> | <b>1</b> | <b>2</b> |

## SCORING BREAKDOWN

| POS | NO.   | PLAYER            | HOME |    |     | ROAD |    |     | EVEN STRENGTH |    |     | POWER PLAY |    |     | SHORTHANDED |   |     | TOTAL |    |     |
|-----|-------|-------------------|------|----|-----|------|----|-----|---------------|----|-----|------------|----|-----|-------------|---|-----|-------|----|-----|
|     |       |                   | G    | A  | PTS | G    | A  | PTS | G             | A  | PTS | G          | A  | PTS | G           | A | PTS | G     | A  | PTS |
| D   | 64    | Victor Bartley    | 0    | 3  | 3   | 1    | 2  | 3   | 1             | 5  | 6   | 0          | 0  | 0   | 0           | 0 | 0   | 1     | 5  | 6   |
| LW  | 41    | Taylor Beck       | 0    | 0  | 0   | 0    | 0  | 0   | 0             | 0  | 0   | 0          | 0  | 0   | 0           | 0 | 0   | 0     | 0  | 0   |
| LW  | 57    | Gabriel Bourque   | 2    | 10 | 12  | 7    | 7  | 14  | 9             | 16 | 25  | 0          | 1  | 1   | 0           | 0 | 0   | 9     | 17 | 26  |
| LW  | 16    | Rich Clune        | 1    | 2  | 3   | 2    | 2  | 4   | 3             | 4  | 7   | 0          | 0  | 0   | 0           | 0 | 0   | 3     | 4  | 7   |
| C   | 7     | Matt Cullen       | 6    | 12 | 18  | 4    | 17 | 21  | 9             | 21 | 30  | 1          | 8  | 9   | 0           | 0 | 0   | 10    | 29 | 39  |
| D   | 18, 5 | Michael Del Zotto | 0    | 1  | 1   | 1    | 3  | 4   | 1             | 4  | 5   | 0          | 0  | 0   | 0           | 0 | 0   | 1     | 4  | 5   |
| RW  | 17    | Patrick Eaves     | 0    | 0  | 0   | 0    | 0  | 0   | 0             | 0  | 0   | 0          | 0  | 0   | 0           | 0 | 0   | 0     | 0  | 0   |
| D   | 42    | Mattias Ekholm    | 1    | 2  | 3   | 0    | 6  | 6   | 1             | 7  | 8   | 0          | 0  | 0   | 0           | 1 | 1   | 1     | 8  | 9   |
| D   | 4     | Ryan Ellis        | 4    | 11 | 15  | 2    | 10 | 12  | 6             | 15 | 21  | 0          | 6  | 6   | 0           | 0 | 0   | 6     | 21 | 27  |
| C   | 12    | Mike Fisher       | 11   | 20 | 31  | 9    | 9  | 18  | 16            | 22 | 38  | 4          | 7  | 11  | 0           | 0 | 0   | 20    | 29 | 49  |
| C   | 9     | Filip Forsberg    | 1    | 2  | 3   | 0    | 2  | 2   | 0             | 1  | 1   | 1          | 3  | 4   | 0           | 0 | 0   | 1     | 4  | 5   |
| C   | 28    | Paul Gaustad      | 3    | 5  | 8   | 7    | 6  | 13  | 10            | 11 | 21  | 0          | 0  | 0   | 0           | 0 | 0   | 10    | 11 | 21  |
| C   | 26    | Matt Hendricks    | 0    | 1  | 1   | 2    | 1  | 3   | 2             | 2  | 4   | 0          | 0  | 0   | 0           | 0 | 0   | 2     | 2  | 4   |
| RW  | 27    | Patric Hornqvist  | 13   | 14 | 27  | 9    | 17 | 26  | 15            | 21 | 36  | 7          | 10 | 17  | 0           | 0 | 0   | 22    | 31 | 53  |
| C   | 19    | Calle Jarnkrok    | 1    | 1  | 2   | 1    | 6  | 7   | 2             | 6  | 8   | 0          | 1  | 1   | 0           | 0 | 0   | 2     | 7  | 9   |
| D   | 3     | Seth Jones        | 1    | 14 | 15  | 5    | 5  | 10  | 4             | 12 | 16  | 2          | 7  | 9   | 0           | 0 | 0   | 6     | 19 | 25  |
| D   | 59    | Roman Josi        | 8    | 11 | 19  | 5    | 16 | 21  | 10            | 17 | 27  | 3          | 10 | 13  | 0           | 0 | 0   | 13    | 27 | 40  |
| D   | 8     | Kevin Klein       | 0    | 1  | 1   | 1    | 1  | 2   | 1             | 2  | 3   | 0          | 0  | 0   | 0           | 0 | 0   | 1     | 2  | 3   |
| C   | 11    | David Legwand     | 3    | 16 | 19  | 7    | 14 | 21  | 6             | 18 | 24  | 4          | 12 | 16  | 0           | 0 | 0   | 10    | 30 | 40  |
| C   | 21    | Simon Moser       | 1    | 1  | 2   | 0    | 0  | 0   | 1             | 1  | 2   | 0          | 0  | 0   | 0           | 0 | 0   | 1     | 1  | 2   |
| LW  | 24    | Eric Nystrom      | 4    | 4  | 8   | 11   | 2  | 13  | 14            | 6  | 20  | 0          | 0  | 0   | 1           | 0 | 1   | 15    | 6  | 21  |
| D   | 47    | Joe Piskula       | 0    | 0  | 0   | 0    | 0  | 0   | 0             | 0  | 0   | 0          | 0  | 0   | 0           | 0 | 0   | 0     | 0  | 0   |
| C   | 84    | Colton Sissons    | 1    | 1  | 2   | 0    | 2  | 2   | 1             | 3  | 4   | 0          | 0  | 0   | 0           | 0 | 0   | 1     | 3  | 4   |
| C   | 15    | Craig Smith       | 11   | 15 | 26  | 13   | 13 | 26  | 17            | 25 | 42  | 7          | 3  | 10  | 0           | 0 | 0   | 24    | 28 | 52  |
| LW  | 13    | Nick Spaling      | 7    | 8  | 15  | 6    | 11 | 17  | 9             | 16 | 25  | 3          | 3  | 6   | 1           | 0 | 1   | 13    | 19 | 32  |
| LW  | 25    | Viktor Stalberg   | 5    | 6  | 11  | 3    | 4  | 7   | 8             | 10 | 18  | 0          | 0  | 0   | 0           | 0 | 0   | 8     | 10 | 18  |
| C   | 29    | Mark Van Guilder  | 0    | 0  | 0   | 0    | 0  | 0   | 0             | 0  | 0   | 0          | 0  | 0   | 0           | 0 | 0   | 0     | 0  | 0   |
| D   | 6     | Shea Weber        | 14   | 15 | 29  | 9    | 18 | 27  | 11            | 19 | 30  | 12         | 14 | 26  | 0           | 0 | 0   | 23    | 33 | 56  |
| C   | 33    | Colin Wilson      | 7    | 9  | 16  | 4    | 13 | 17  | 9             | 19 | 28  | 2          | 3  | 5   | 0           | 0 | 0   | 11    | 22 | 33  |

## GAME-BY-GAME SUMMARY

| #  | DATE       | TEAM  | W/L/O | RECORD   | GF - GA | SCORERS              | GWG | PP  | PK  | SF - SA | W - L GLDR | ATTEND. |
|----|------------|-------|-------|----------|---------|----------------------|-----|-----|-----|---------|------------|---------|
| 1  | 10/03/2013 | @ STL | L     | 00-01-00 | 2-4     | 12,11                | 74  | 0-4 | 2-4 | 30-28   | 41 / 35    | 18851   |
| 2  | 10/04/2013 | @ COL | L     | 00-02-00 | 1-3     | 28                   | 58  | 0-3 | 5-5 | 27-36   | 1 / 35     | 14494   |
| 3  | 10/08/2013 | MIN   | W     | 01-02-00 | 3-2     | 9p,33p,24            | 24  | 2-4 | 2-4 | 25-34   | 35 / 37    | 17196+  |
| 4  | 10/10/2013 | TOR   | L     | 01-03-00 | 0-4     |                      | 81  | 0-3 | 2-4 | 36-26   | 45 / 35    | 16671   |
| 5  | 10/12/2013 | NYI   | W     | 02-03-00 | 3-2     | 3p,27,4              | 4   | 1-2 | 3-3 | 31-16   | 35 / 20    | 17113+  |
| 6  | 10/15/2013 | FLA   | W     | 03-03-00 | 4-3     | 6,12,15,27p          | 27  | 1-2 | 1-1 | 30-25   | 35 / 35    | 15935   |
| 7  | 10/17/2013 | LA    | O**   | 03-03-01 | 1-2     | 7                    | 11  | 0-4 | 4-4 | 35-30   | 32 / 35    | 16416   |
| 8  | 10/19/2013 | @ MTL | W     | 04-03-01 | 2-1     | 6p,3                 | 3   | 1-6 | 5-5 | 37-29   | 35 / 31    | 21273+  |
| 9  | 10/20/2013 | @ WPG | W     | 05-03-01 | 3-1     | 24s,27,7             | 27  | 0-3 | 3-3 | 26-39   | 30 / 31    | 15004+  |
| 10 | 10/22/2013 | @ MIN | L     | 05-04-01 | 0-2     |                      | 14  | 0-2 | 2-2 | 16-29   | 37 / 35    | 17651   |
| 11 | 10/24/2013 | WPG   | W*    | 06-04-01 | 3-2     | 6p,27,15             | 15  | 1-2 | 4-4 | 33-36   | 30 / 31    | 16075   |
| 12 | 10/26/2013 | STL   | L     | 06-05-01 | 1-6     | 13s                  | 74  | 0-3 | 3-5 | 23-30   | 41 / 30    | 16681   |
| 13 | 10/31/2013 | @ PHX | O**   | 06-05-02 | 4-5     | 26,24,11p,28         | 89  | 1-2 | 1-2 | 40-25   | 1 / 30     | 7401    |
| 14 | 11/02/2013 | @ LA  | W     | 07-05-02 | 4-3     | 11p,6p,24,11         | 17  | 2-3 | 2-3 | 17-38   | 30 / 32    | 18118+  |
| 15 | 11/06/2013 | @ COL | W     | 08-05-02 | 6-4     | 25,15,28p,33,33p,57x | 33  | 2-2 | 2-2 | 34-31   | 30 / 1     | 14043   |
| 16 | 11/08/2013 | @ WPG | L     | 08-06-02 | 0-5     |                      | 18  | 0-4 | 3-3 | 41-32   | 31 / 30    | 15004+  |
| 17 | 11/10/2013 | @ NJJ | L     | 08-07-02 | 0-5     |                      | 68  | 0-6 | 3-4 | 15-23   | 30 / 30    | 12964   |
| 18 | 11/12/2013 | @ NYI | L     | 08-08-02 | 1-3     | 27                   | 0   | 0-2 | 4-5 | 33-33   | 60 / 39    | 12108   |
| 19 | 11/15/2013 | @ PIT | L     | 08-09-02 | 1-4     | 57                   | 18  | 0-2 | 3-4 | 18-33   | 29 / 39    | 18606+  |
| 20 | 11/16/2013 | CHI   | W     | 09-09-02 | 7-2     | 7,13,27p,15,25,12,6p | 27  | 2-5 | 0-4 | 30-41   | 39 / 50    | 17113+  |
| 21 | 11/19/2013 | @ DET | W     | 10-09-02 | 2-0     | 6p,57                | 6   | 1-6 | 2-2 | 25-27   | 39 / 35    | 20066+  |
| 22 | 11/21/2013 | @ TOR | W     | 11-09-02 | 4-2     | 3p,7,15p,15          | 15  | 2-4 | 2-2 | 28-26   | 39 / 45    | 19256+  |
| 23 | 11/23/2013 | NJR   | L     | 11-10-02 | 0-2     |                      | 27  | 0-2 | 3-3 | 17-34   | 33 / 39    | 17127+  |
| 24 | 11/25/2013 | PHX   | W     | 12-10-02 | 4-2     | 13,12,57,6x          | 57  | 0-0 | 1-1 | 29-31   | 39 / 41    | 15728   |
| 25 | 11/27/2013 | @ CBJ | W     | 13-10-02 | 4-0     | 7,12p,11,13          | 7   | 1-3 | 2-2 | 29-19   | 39 / 72    | 11893   |
| 26 | 11/28/2013 | EDM   | L     | 13-11-02 | 0-3     |                      | 93  | 0-2 | 3-3 | 33-28   | 30 / 39    | 16279   |
| 27 | 11/30/2013 | PHI   | O**   | 13-11-03 | 2-3     | 12,33                | 40  | 0-5 | 3-3 | 36-24   | 35 / 39    | 17136+  |
| 28 | 12/03/2013 | VAN   | L     | 13-12-03 | 1-3     | 33                   | 17  | 0-2 | 3-4 | 31-33   | 1 / 39     | 15330   |
| 29 | 12/05/2013 | CAR   | L     | 13-13-03 | 2-5     | 12,25                | 20  | 0-4 | 4-5 | 22-23   | 35 / 39    | 15768   |
| 30 | 12/07/2013 | @ WSH | L     | 13-14-03 | 2-5     | 59,24                | 27  | 0-1 | 3-4 | 36-33   | 70 / 39    | 18506+  |
| 31 | 12/10/2013 | @ NYR | W     | 14-14-03 | 4-1     | 13,16,26,28          | 16  | 0-2 | 2-2 | 26-29   | 30 / 30    | 18006+  |
| 32 | 12/12/2013 | DAL   | W     | 15-14-03 | 3-1     | 27p,11p,28x          | 11  | 2-3 | 3-3 | 30-34   | 30 / 32    | 16347   |
| 33 | 12/14/2013 | S.J   | W     | 16-14-03 | 3-2     | 24,59p,25            | 25  | 1-2 | 2-2 | 23-38   | 30 / 31    | 16243   |
| 34 | 12/17/2013 | CHI   | L     | 16-15-03 | 1-3     | 6p                   | 88  | 1-7 | 3-5 | 28-27   | 31 / 30    | 16219   |
| 35 | 12/19/2013 | @ T.B | L     | 16-16-03 | 2-4     | 15,15p               | 16  | 1-5 | 3-4 | 30-33   | 39 / 30    | 17254   |
| 36 | 12/21/2013 | MTL   | O*    | 16-16-04 | 3-4     | 57,13p,6p            | 51  | 2-2 | 2-2 | 34-23   | 31 / 30    | 16095   |
| 37 | 12/23/2013 | BOS   | L     | 16-17-04 | 2-6     | 15p,15               | 18  | 1-2 | 0-3 | 34-33   | 40 / 39    | 17207+  |
| 38 | 12/27/2013 | @ DAL | L     | 16-18-04 | 1-4     | 8                    | 72  | 0-3 | 3-3 | 34-34   | 32 / 30    | 17197   |
| 39 | 12/28/2013 | LA    | W     | 17-18-04 | 3-2     | 27,12p,12            | 12  | 1-5 | 1-2 | 31-28   | 39 / 54    | 17113+  |
| 40 | 12/30/2013 | DET   | W     | 18-18-04 | 6-4     | 33,15,13,12,33,59px  | 33  | 1-5 | 1-2 | 29-25   | 39 / 35    | 17212+  |
| 41 | 01/02/2014 | @ BOS | O*    | 18-18-05 | 2-3     | 25,6                 | 63  | 0-1 | 2-2 | 35-25   | 72 / 39    | 17565+  |

## GAME-BY-GAME SUMMARY

| #  | DATE       | TEAM  | W/L/O | RECORD   | GF - GA | SCORERS              | GWG | PP  | PK  | SF - SA | W - L GLTR | ATTEND. |
|----|------------|-------|-------|----------|---------|----------------------|-----|-----|-----|---------|------------|---------|
| 42 | 01/04/2014 | @ FLA | O**   | 18-18-06 | 4-5     | 15,12,3,28           | 82  | 0-2 | 2-2 | 42-29   | 30 / 39    | 15796   |
| 43 | 01/05/2014 | @ CAR | L     | 18-19-06 | 1-2     | 27p                  | 53  | 1-2 | 2-2 | 32-25   | 31 / 30    | 13994   |
| 44 | 01/07/2014 | S.J   | W     | 19-19-06 | 3-2     | 11,42,59             | 59  | 0-1 | 3-4 | 28-28   | 39 / 31    | 15016   |
| 45 | 01/09/2014 | ANA   | L     | 19-20-06 | 3-4     | 28,15,16             | 8   | 0-3 | 3-4 | 26-28   | 31 / 39    | 15892   |
| 46 | 01/11/2014 | OTT   | O**   | 19-20-07 | 1-2     | 12                   | 93  | 0-2 | 1-1 | 33-21   | 41 / 39    | 17113+  |
| 47 | 01/12/2014 | MIN   | L     | 19-21-07 | 0-4     |                      | 15  | 0-2 | 1-1 | 23-23   | 35 / 39    | 16221   |
| 48 | 01/14/2014 | CGY   | W     | 20-21-07 | 4-2     | 6p,4,15p,25          | 15  | 2-4 | 2-2 | 34-24   | 30 / 31    | 15730   |
| 49 | 01/16/2014 | @ PHI | W**   | 21-21-07 | 4-3     | 24,11p,6p            | 59  | 2-5 | 3-4 | 37-30   | 30 / 35    | 19917+  |
| 50 | 01/18/2014 | COL   | L     | 21-22-07 | 4-5     | 27p,15,4,59          | 9   | 1-4 | 0-1 | 31-29   | 1 / 40     | 17113+  |
| 51 | 01/20/2014 | DAL   | W     | 22-22-07 | 4-1     | 13,6,59,12           | 6   | 0-2 | 1-2 | 23-36   | 30 / 32    | 16190   |
| 52 | 01/23/2014 | @ VAN | W     | 23-22-07 | 2-1     | 15,13p               | 13  | 1-3 | 5-5 | 26-34   | 30 / 1     | 18910+  |
| 53 | 01/24/2014 | @ CGY | O**   | 23-22-08 | 4-5     | 24,24,24,24          | 23  | 0-2 | 2-5 | 25-31   | 29 / 40    | 19289+  |
| 54 | 01/26/2014 | @ EDM | L     | 23-23-08 | 1-5     | 11                   | 14  | 0-3 | 1-3 | 35-27   | 30 / 30    | 16839+  |
| 55 | 01/28/2014 | @ WPG | W     | 24-23-08 | 4-3     | 3,59,13,12p          | 12  | 1-3 | 2-2 | 25-27   | 30 / 31    | 15004+  |
| 56 | 01/31/2014 | N.J   | W*    | 25-23-08 | 3-2     | 6,11,6               | 6   | 0-2 | 2-2 | 33-26   | 30 / 35    | 17207+  |
| 57 | 02/01/2014 | @ STL | O**   | 25-23-09 | 3-4     | 28,12,59             | 91  | 0-1 | 2-3 | 31-34   | 1 / 30     | 19358+  |
| 58 | 02/06/2014 | @ MIN | O*    | 25-23-10 | 2-3     | 15,15                | 22  | 0-2 | 4-5 | 18-36   | 35 / 30    | 18766+  |
| 59 | 02/08/2014 | ANA   | L     | 25-24-10 | 2-5     | 25,12p               | 65  | 1-3 | 2-3 | 38-24   | 1 / 30     | 17139+  |
| 60 | 02/27/2014 | T.B   | W     | 26-24-10 | 3-2     | 7p,59p,27p           | 27  | 3-4 | 2-3 | 29-16   | 30 / 30    | 17113+  |
| 61 | 03/01/2014 | WPG   | L     | 26-25-10 | 1-3     | 21                   | 16  | 0-6 | 1-1 | 40-20   | 31 / 30    | 17113+  |
| 62 | 03/04/2014 | PIT   | L     | 26-26-10 | 1-3     | 27                   | 2   | 0-4 | 4-5 | 19-19   | 29 / 35    | 17113+  |
| 63 | 03/06/2014 | STL   | L     | 26-27-10 | 1-2     | 13                   | 56  | 0-4 | 2-2 | 21-22   | 39 / 35    | 16180   |
| 64 | 03/08/2014 | CBJ   | L     | 26-28-10 | 0-1     |                      | 42  | 0-1 | 5-5 | 28-36   | 72 / 35    | 17113+  |
| 65 | 03/10/2014 | @ OTT | W*    | 27-28-10 | 4-3     | 13,15,24,3           | 3   | 0-3 | 1-1 | 42-37   | 35 / 40    | 19063   |
| 66 | 03/11/2014 | @ BUF | W     | 28-28-10 | 4-1     | 13p,6,15,28x         | 6   | 1-1 | 3-4 | 24-25   | 30 / 1     | 18659   |
| 67 | 03/14/2014 | @ CHI | W     | 29-28-10 | 3-2     | 12,27p,4             | 4   | 1-2 | 1-1 | 29-33   | 35 / 50    | 22106+  |
| 68 | 03/15/2014 | STL   | L     | 29-29-10 | 1-4     | 24                   | 21  | 0-3 | 1-1 | 31-26   | 39 / 35    | 17113+  |
| 69 | 03/18/2014 | @ EDM | L     | 29-30-10 | 1-5     | 57                   | 93  | 0-5 | 3-4 | 29-30   | 35 / 35    | 16839+  |
| 70 | 03/19/2014 | @ VAN | L     | 29-31-10 | 0-2     |                      | 46  | 0-4 | 0-1 | 30-22   | 31 / 30    | 18910+  |
| 71 | 03/21/2014 | @ CGY | W     | 30-31-10 | 6-5     | 64,6,27,25,6p,7      | 7   | 1-2 | 1-2 | 22-29   | 30 / 35    | 19289+  |
| 72 | 03/23/2014 | @ CHI | W     | 31-31-10 | 2-0     | 12,57                | 12  | 0-3 | 4-4 | 17-29   | 35 / 50    | 21727+  |
| 73 | 03/25/2014 | COL   | O**   | 31-31-11 | 4-5     | 59,59,7,7            | 92  | 0-2 | 0-0 | 33-28   | 1 / 35     | 16438   |
| 74 | 03/27/2014 | BUF   | W     | 32-31-11 | 6-1     | 84,33,19,6p,6,24     | 33  | 1-3 | 3-3 | 34-33   | 30 / 31    | 16729   |
| 75 | 03/28/2014 | @ DAL | L     | 32-32-11 | 3-7     | 27,5,24              | 12  | 0-1 | 0-1 | 28-29   | 32 / 35    | 18532+  |
| 76 | 03/30/2014 | WSH   | W**   | 33-32-11 | 4-3     | 27,27,6              | 15  | 0-0 | 2-4 | 29-26   | 30 / 41    | 16553   |
| 77 | 04/04/2014 | @ ANA | W     | 34-32-11 | 5-2     | 33,33,12,27,12       | 12  | 0-4 | 3-3 | 24-29   | 35 / 1     | 17174+  |
| 78 | 04/05/2014 | @ S.J | W     | 35-32-11 | 3-0     | 27,27,59             | 27  | 0-1 | 2-2 | 24-35   | 30 / 31    | 17562+  |
| 79 | 04/08/2014 | @ DAL | O**   | 35-32-12 | 2-3     | 57,57                | 91  | 0-1 | 2-2 | 29-30   | 32 / 35    | 16219   |
| 80 | 04/10/2014 | PHX   | W     | 36-32-12 | 2-0     | 15p,27               | 15  | 1-2 | 2-2 | 23-29   | 35 / 1     | 17174+  |
| 81 | 04/12/2014 | CHI   | W     | 37-32-12 | 7-5     | 15,4,7,33,28,27,6x   | 27  | 0-3 | 2-2 | 33-25   | 35 / 31    | 17355+  |
| 82 | 4/13/2014  | @ MIN | W     | 38-32-12 | 7-3     | 16,4,6p,59,15,19,15p | 59  | 2-4 | 3-4 | 33-29   | 30 / 30    | 18658+  |

\* overtime, \*\*shootout, &amp; +sellout

P - power-play goal, S - shorthanded goal, X - empty-net goal

## GOALS & SHOTS BY PERIOD

| #                      | Date    | Opp.  | PREDATORS GOALS |            |            |           |           |            |            | PREDATORS SHOTS |            |           |             |            | OPPONENTS GOALS |            |           |           |            |            | OPPONENTS SHOTS |             |           |             |  |
|------------------------|---------|-------|-----------------|------------|------------|-----------|-----------|------------|------------|-----------------|------------|-----------|-------------|------------|-----------------|------------|-----------|-----------|------------|------------|-----------------|-------------|-----------|-------------|--|
|                        |         |       | 1st             | 2nd        | 3rd        | OT        | SO        | T          | 1st        | 2nd             | 3rd        | OT        | T           | 1st        | 2nd             | 3rd        | OT        | SO        | T          | 1st        | 2nd             | 3rd         | OT        | T           |  |
| 1                      | Oct. 3  | @STL  | 1               | 1          | 0          | -         | -         | 2          | 12         | 9               | 9          | -         | 30          | 3          | 1               | 0          | -         | -         | 4          | 10         | 11              | 7           | -         | 28          |  |
| 2                      | Oct. 4  | @COL  | 0               | 1          | 0          | -         | -         | 1          | 10         | 7               | 10         | -         | 27          | 1          | 1               | 1          | -         | -         | 3          | 13         | 12              | 11          | -         | 36          |  |
| 3                      | Oct. 8  | MIN   | 3               | 0          | 0          | -         | -         | 3          | 10         | 4               | 11         | -         | 25          | 1          | 1               | 0          | -         | -         | 2          | 13         | 12              | 9           | -         | 34          |  |
| 4                      | Oct. 10 | TOR   | 0               | 0          | 0          | -         | -         | 0          | 8          | 17              | 11         | -         | 36          | 0          | 2               | 2          | -         | -         | 4          | 6          | 9               | 11          | -         | 26          |  |
| 5                      | Oct. 12 | NYI   | 0               | 2          | 1          | -         | -         | 3          | 9          | 10              | 12         | -         | 31          | 0          | 2               | 0          | -         | -         | 2          | 4          | 7               | 5           | -         | 16          |  |
| 6                      | Oct. 15 | FLA   | 1               | 1          | 2          | -         | -         | 4          | 6          | 9               | 15         | -         | 30          | 0          | 2               | 1          | -         | -         | 3          | 9          | 8               | 8           | -         | 25          |  |
| 7                      | Oct. 17 | L.A.  | 1               | 0          | 0          | 0         | 0         | 1          | 15         | 11              | 7          | 2         | 35          | 1          | 0               | 0          | 0         | 1         | 2          | 15         | 5               | 8           | 2         | 30          |  |
| 8                      | Oct. 19 | @MTL  | 1               | 0          | 1          | -         | -         | 2          | 14         | 16              | 7          | -         | 37          | 0          | 1               | 0          | -         | -         | 1          | 6          | 11              | 12          | -         | 29          |  |
| 9                      | Oct. 20 | @WPG  | 0               | 3          | 0          | -         | -         | 3          | 12         | 7               | 7          | -         | 26          | 0          | 0               | 1          | -         | -         | 1          | 15         | 11              | 13          | -         | 39          |  |
| 10                     | Oct. 22 | @MIN  | 0               | 0          | 0          | -         | -         | 0          | 3          | 6               | 7          | -         | 16          | 0          | 1               | 1          | -         | -         | 2          | 13         | 11              | 5           | -         | 29          |  |
| 11                     | Oct. 24 | WPG   | 1               | 0          | 1          | 1         | -         | 3          | 10         | 9               | 12         | 2         | 33          | 0          | 1               | 1          | 0         | -         | 2          | 9          | 14              | 11          | 2         | 36          |  |
| 12                     | Oct. 26 | STL   | 0               | 0          | 1          | -         | -         | 1          | 8          | 8               | 7          | -         | 23          | 1          | 2               | 3          | -         | -         | 6          | 17         | 4               | 9           | -         | 30          |  |
| 13                     | Oct. 31 | @PHX  | 3               | 0          | 1          | 0         | 0         | 4          | 11         | 8               | 19         | 2         | 40          | 0          | 2               | 2          | 0         | 1         | 5          | 5          | 6               | 10          | 4         | 25          |  |
| 14                     | Nov. 2  | @L.A. | 2               | 1          | 1          | -         | -         | 4          | 6          | 5               | 6          | -         | 17          | 1          | 0               | 2          | -         | -         | 3          | 14         | 10              | 14          | -         | 38          |  |
| 15                     | Nov. 6  | @COL  | 2               | 2          | 2          | -         | -         | 6          | 10         | 9               | 9          | -         | 28          | 1          | 2               | 1          | -         | -         | 4          | 9          | 10              | 12          | -         | 31          |  |
| 16                     | Nov. 8  | @WPG  | 0               | 0          | 0          | -         | -         | 0          | 9          | 15              | 17         | -         | 41          | 4          | 0               | 1          | -         | -         | 5          | 13         | 10              | 9           | -         | 32          |  |
| 17                     | Nov. 10 | @NJJD | 0               | 0          | 0          | -         | -         | 0          | 6          | 4               | 5          | -         | 15          | 1          | 2               | 2          | -         | -         | 5          | 7          | 12              | 4           | -         | 23          |  |
| 18                     | Nov. 12 | @NYI  | 0               | 0          | 1          | -         | -         | 1          | 10         | 11              | 12         | -         | 33          | 2          | 1               | 0          | -         | -         | 3          | 16         | 9               | 8           | -         | 33          |  |
| 19                     | Nov. 15 | @PIT  | 1               | 0          | 0          | -         | -         | 1          | 9          | 6               | 3          | -         | 18          | 2          | 2               | 0          | -         | -         | 4          | 10         | 15              | 8           | -         | 33          |  |
| 20                     | Nov. 16 | CHI   | 2               | 2          | 3          | -         | -         | 7          | 10         | 13              | 7          | -         | 30          | 0          | 1               | 1          | -         | -         | 2          | 7          | 18              | 16          | -         | 41          |  |
| 21                     | Nov. 19 | @DET  | 0               | 1          | 1          | -         | -         | 2          | 10         | 7               | 8          | -         | 25          | 0          | 0               | 0          | -         | -         | 0          | 7          | 9               | 11          | -         | 27          |  |
| 22                     | Nov. 21 | @TOR  | 0               | 3          | 1          | -         | -         | 4          | 9          | 13              | 6          | -         | 28          | 1          | 0               | 1          | -         | -         | 2          | 11         | 7               | 8           | -         | 26          |  |
| 23                     | Nov. 23 | NYR   | 0               | 0          | 0          | -         | -         | 0          | 5          | 7               | 5          | -         | 17          | 0          | 1               | 1          | -         | -         | 2          | 7          | 17              | 10          | -         | 34          |  |
| 24                     | Nov. 25 | PHX   | 3               | 0          | 1          | -         | -         | 4          | 12         | 12              | 5          | -         | 29          | 0          | 2               | 0          | -         | -         | 2          | 7          | 12              | 12          | -         | 31          |  |
| 25                     | Nov. 27 | @CBJ  | 1               | 2          | 1          | -         | -         | 4          | 14         | 11              | 4          | -         | 29          | 0          | 0               | 0          | -         | -         | 0          | 4          | 8               | 7           | -         | 19          |  |
| 26                     | Nov. 28 | EDM   | 0               | 0          | 0          | -         | -         | 0          | 13         | 10              | 10         | -         | 33          | 0          | 2               | 1          | -         | -         | 3          | 9          | 10              | 9           | -         | 28          |  |
| 27                     | Nov. 30 | PHI   | 1               | 0          | 1          | 0         | 0         | 2          | 13         | 11              | 9          | 3         | 36          | 1          | 0               | 1          | 0         | 1         | 3          | 11         | 8               | 4           | 1         | 24          |  |
| 28                     | Dec. 3  | VAN   | 0               | 1          | 0          | -         | -         | 1          | 8          | 14              | 9          | -         | 31          | 0          | 1               | 2          | -         | -         | 3          | 5          | 18              | 10          | -         | 33          |  |
| 29                     | Dec. 5  | CAR   | 0               | 2          | 0          | -         | -         | 2          | 7          | 8               | 7          | -         | 22          | 1          | 3               | 1          | -         | -         | 5          | 4          | 9               | 10          | -         | 23          |  |
| 30                     | Dec. 7  | @WSH  | 1               | 0          | 1          | -         | -         | 2          | 12         | 12              | 12         | -         | 36          | 3          | 0               | 2          | -         | -         | 5          | 14         | 6               | 13          | -         | 33          |  |
| 31                     | Dec. 10 | @NYR  | 2               | 0          | 2          | -         | -         | 4          | 6          | 12              | 8          | -         | 26          | 0          | 1               | 0          | -         | -         | 1          | 10         | 6               | 13          | -         | 29          |  |
| 32                     | Dec. 12 | DAL   | 2               | 1          | 0          | -         | -         | 3          | 11         | 10              | 9          | -         | 30          | 1          | 0               | 0          | -         | -         | 1          | 13         | 9               | 12          | -         | 34          |  |
| 33                     | Dec. 14 | S.J.  | 1               | 1          | 1          | -         | -         | 3          | 10         | 6               | 7          | -         | 23          | 0          | 0               | 2          | -         | -         | 2          | 8          | 10              | 20          | -         | 38          |  |
| 34                     | Dec. 17 | CHI   | 1               | 0          | 0          | -         | -         | 1          | 17         | 4               | 7          | -         | 28          | 2          | 1               | 0          | -         | -         | 3          | 10         | 8               | 9           | -         | 27          |  |
| 35                     | Dec. 19 | @T.B  | 0               | 2          | 0          | -         | -         | 2          | 8          | 13              | 9          | -         | 30          | 2          | 2               | 0          | -         | -         | 4          | 11         | 7               | 15          | -         | 33          |  |
| 36                     | Dec. 21 | MTL   | 0               | 2          | 1          | 0         | -         | 3          | 7          | 20              | 6          | 1         | 34          | 3          | 0               | 0          | 1         | -         | 4          | 8          | 6               | 8           | 1         | 23          |  |
| 37                     | Dec. 23 | BOS   | 0               | 1          | 1          | -         | -         | 2          | 11         | 10              | 13         | -         | 34          | 3          | 0               | 3          | -         | -         | 6          | 10         | 14              | 9           | -         | 33          |  |
| 38                     | Dec. 27 | @DAL  | 0               | 1          | 0          | -         | -         | 1          | 9          | 11              | 14         | -         | 34          | 1          | 2               | 1          | -         | -         | 4          | 7          | 16              | 11          | -         | 34          |  |
| 39                     | Dec. 28 | L.A.  | 1               | 0          | 2          | -         | -         | 3          | 7          | 9               | 15         | -         | 31          | 0          | 1               | 1          | -         | -         | 2          | 11         | 8               | 9           | -         | 28          |  |
| 40                     | Dec. 30 | DET   | 2               | 1          | 3          | -         | -         | 6          | 9          | 11              | 9          | -         | 29          | 1          | 0               | 3          | -         | -         | 4          | 5          | 11              | 9           | -         | 25          |  |
| 41                     | Jan. 2  | @BOS  | 0               | 1          | 1          | -         | -         | 2          | 8          | 16              | 11         | 0         | 35          | 0          | 0               | 2          | 1         | -         | 3          | 11         | 3               | 10          | 1         | 25          |  |
| <b>Final Totals:</b>   |         |       | <b>33</b>       | <b>32</b>  | <b>31</b>  | <b>1</b>  | <b>--</b> | <b>97</b>  | <b>394</b> | <b>411</b>      | <b>376</b> | <b>10</b> | <b>1191</b> | <b>37</b>  | <b>40</b>       | <b>40</b>  | <b>2</b>  | <b>--</b> | <b>119</b> | <b>394</b> | <b>407</b>      | <b>409</b>  | <b>11</b> | <b>1221</b> |  |
| <b>Final Averages:</b> |         |       | <b>0.8</b>      | <b>0.8</b> | <b>0.8</b> | <b>--</b> | <b>--</b> | <b>2.4</b> | <b>9.6</b> | <b>10.0</b>     | <b>9.2</b> | <b>--</b> | <b>29.0</b> | <b>0.9</b> | <b>1.0</b>      | <b>1.0</b> | <b>--</b> | <b>--</b> | <b>2.9</b> | <b>9.6</b> | <b>9.9</b>      | <b>10.0</b> | <b>--</b> | <b>29.8</b> |  |



## GOALS & SHOTS BY PERIOD

| #                         | Date    | Opp.  | PREDATORS GOALS |            |            |           |           |            |            | PREDATORS SHOTS |            |           |             |            | OPPONENTS GOALS |            |           |           |            |            | OPPONENTS SHOTS |            |           |              |  |
|---------------------------|---------|-------|-----------------|------------|------------|-----------|-----------|------------|------------|-----------------|------------|-----------|-------------|------------|-----------------|------------|-----------|-----------|------------|------------|-----------------|------------|-----------|--------------|--|
|                           |         |       | 1st             | 2nd        | 3rd        | OT        | SO        | T          | 1st        | 2nd             | 3rd        | OT        | T           | 1st        | 2nd             | 3rd        | OT        | SO        | T          | 1st        | 2nd             | 3rd        | OT        | T            |  |
| 42                        | Jan. 4  | @FLA  | 1               | 1          | 2          | 0         | 0         | 4          | 10         | 12              | 16         | 4         | 42          | 2          | 1               | 1          | 0         | 1         | 5          | 10         | 7               | 11         | 1         | 29           |  |
| 43                        | Jan. 5  | @CAR  | 0               | 0          | 1          | -         | -         | 1          | 11         | 12              | 9          | -         | 32          | 1          | 0               | 1          | -         | -         | 2          | 9          | 10              | 6          | -         | 25           |  |
| 44                        | Jan. 7  | S.J.  | 0               | 3          | 0          | -         | -         | 3          | 10         | 13              | 5          | -         | 28          | 0          | 1               | 1          | -         | -         | 2          | 7          | 10              | 11         | -         | 28           |  |
| 45                        | Jan. 9  | ANA   | 2               | 1          | 0          | -         | -         | 3          | 6          | 8               | 12         | -         | 26          | 0          | 4               | 0          | -         | -         | 4          | 6          | 18              | 4          | -         | 28           |  |
| 46                        | Jan. 11 | OTT   | 0               | 1          | 0          | 0         | 0         | 1          | 10         | 6               | 11         | 6         | 33          | 0          | 1               | 0          | 0         | 1         | 2          | 7          | 9               | 5          | 0         | 21           |  |
| 47                        | Jan. 12 | MIN   | 0               | 0          | 0          | -         | -         | 0          | 5          | 9               | 9          | -         | 23          | 2          | 0               | 2          | -         | -         | 4          | 11         | 3               | 9          | -         | 23           |  |
| 48                        | Jan. 14 | CGY   | 1               | 0          | 3          | -         | -         | 4          | 15         | 10              | 9          | -         | 34          | 1          | 0               | 1          | -         | -         | 2          | 10         | 8               | 6          | -         | 24           |  |
| 49                        | Jan. 16 | @PHI  | 2               | 0          | 1          | 0         | 1         | 4          | 10         | 14              | 11         | 2         | 37          | 1          | 1               | 1          | 0         | 0         | 3          | 12         | 8               | 7          | 3         | 30           |  |
| 50                        | Jan. 18 | COL   | 0               | 1          | 3          | -         | -         | 4          | 8          | 11              | 12         | -         | 31          | 3          | 0               | 2          | -         | -         | 5          | 14         | 6               | 9          | -         | 29           |  |
| 51                        | Jan. 20 | DAL   | 2               | 1          | 1          | -         | -         | 4          | 9          | 11              | 3          | -         | 23          | 1          | 0               | 0          | -         | -         | 1          | 11         | 6               | 19         | -         | 36           |  |
| 52                        | Jan. 23 | @VAN  | 0               | 0          | 2          | -         | -         | 2          | 7          | 8               | 11         | -         | 26          | 0          | 1               | 0          | -         | -         | 1          | 13         | 10              | 11         | -         | 34           |  |
| 53                        | Jan. 24 | @CGY  | 1               | 2          | 1          | 0         | 0         | 4          | 8          | 10              | 7          | 0         | 25          | 1          | 0               | 3          | 0         | 1         | 5          | 6          | 9               | 15         | 1         | 31           |  |
| 54                        | Jan. 26 | @EDM  | 1               | 0          | 0          | -         | -         | 1          | 7          | 11              | 17         | -         | 35          | 2          | 2               | 1          | -         | -         | 5          | 8          | 12              | 7          | -         | 27           |  |
| 55                        | Jan. 28 | @WPG  | 1               | 2          | 1          | -         | -         | 4          | 7          | 10              | 8          | -         | 25          | 1          | 2               | 0          | -         | -         | 3          | 7          | 9               | 11         | -         | 27           |  |
| 56                        | Jan. 31 | N.J.  | 1               | 0          | 1          | 1         | -         | 3          | 13         | 12              | 7          | 1         | 33          | 0          | 2               | 0          | 0         | -         | 2          | 9          | 8               | 8          | 1         | 26           |  |
| 57                        | Feb. 1  | @STL  | 0               | 1          | 2          | 0         | 0         | 3          | 8          | 7               | 13         | 3         | 31          | 1          | 1               | 1          | 0         | 1         | 4          | 14         | 8               | 9          | 3         | 34           |  |
| 58                        | Feb. 6  | @MIN  | 1               | 1          | 0          | 0         | -         | 2          | 8          | 3               | 6          | 1         | 18          | 2          | 0               | 0          | 1         | -         | 3          | 9          | 9               | 15         | 3         | 36           |  |
| 59                        | Feb. 8  | ANA   | 1               | 0          | 1          | -         | -         | 2          | 14         | 13              | 11         | -         | 38          | 1          | 1               | 3          | -         | -         | 5          | 7          | 8               | 9          | -         | 24           |  |
| 60                        | Feb. 27 | T.B.  | 0               | 2          | 1          | -         | -         | 3          | 8          | 13              | 8          | -         | 29          | 2          | 0               | 0          | -         | -         | 2          | 9          | 4               | 3          | -         | 16           |  |
| 61                        | Mar. 1  | WPG   | 0               | 0          | 1          | -         | -         | 1          | 14         | 15              | 11         | -         | 40          | 0          | 2               | 1          | -         | -         | 3          | 8          | 8               | 4          | -         | 20           |  |
| 62                        | Mar. 4  | PIT   | 0               | 1          | 0          | -         | -         | 1          | 7          | 4               | 8          | -         | 19          | 0          | 1               | 2          | -         | -         | 3          | 8          | 4               | 7          | -         | 19           |  |
| 63                        | Mar. 6  | STL   | 1               | 0          | 0          | -         | -         | 1          | 8          | 8               | 5          | -         | 21          | 1          | 1               | 0          | -         | -         | 2          | 4          | 10              | 8          | -         | 22           |  |
| 64                        | Mar. 8  | CBJ   | 0               | 0          | 0          | -         | -         | 0          | 14         | 4               | 10         | -         | 28          | 0          | 0               | 1          | -         | -         | 1          | 5          | 15              | 16         | -         | 36           |  |
| 65                        | Mar. 10 | @OTT  | 0               | 3          | 0          | 1         | -         | 4          | 16         | 11              | 10         | 5         | 42          | 0          | 0               | 3          | 0         | -         | 3          | 7          | 8               | 19         | 3         | 37           |  |
| 66                        | Mar. 11 | @BUF  | 1               | 2          | 1          | -         | -         | 4          | 7          | 5               | 12         | -         | 24          | 1          | 0               | 0          | -         | -         | 1          | 7          | 11              | 7          | -         | 25           |  |
| 67                        | Mar. 14 | @CHI  | 2               | 0          | 1          | -         | -         | 3          | 12         | 10              | 7          | -         | 29          | 1          | 0               | 1          | -         | -         | 2          | 8          | 13              | 12         | -         | 33           |  |
| 68                        | Mar. 15 | STL   | 0               | 1          | 0          | -         | -         | 1          | 9          | 12              | 10         | -         | 31          | 1          | 2               | 1          | -         | -         | 4          | 8          | 14              | 4          | -         | 26           |  |
| 69                        | Mar. 18 | @EDM  | 0               | 1          | 0          | -         | -         | 1          | 9          | 14              | 6          | -         | 29          | 1          | 2               | 2          | -         | -         | 5          | 12         | 9               | 9          | -         | 30           |  |
| 70                        | Mar. 19 | @VAN  | 0               | 0          | 0          | -         | -         | 0          | 14         | 9               | 7          | -         | 30          | 0          | 0               | 2          | -         | -         | 2          | 7          | 11              | 4          | -         | 22           |  |
| 71                        | Mar. 21 | @CGY  | 2               | 2          | 2          | -         | -         | 6          | 6          | 9               | 7          | -         | 22          | 1          | 3               | 1          | -         | -         | 5          | 9          | 10              | 10         | -         | 29           |  |
| 72                        | Mar. 23 | @CHI  | 1               | 1          | 0          | -         | -         | 2          | 6          | 5               | 6          | -         | 17          | 0          | 0               | 0          | -         | -         | 0          | 11         | 9               | 9          | -         | 29           |  |
| 73                        | Mar. 25 | COL   | 2               | 1          | 1          | 0         | 0         | 4          | 13         | 9               | 7          | 4         | 33          | 1          | 1               | 2          | 0         | 1         | 5          | 3          | 9               | 13         | 3         | 28           |  |
| 74                        | Mar. 27 | BUF   | 4               | 1          | 1          | -         | -         | 6          | 15         | 6               | 13         | -         | 34          | 0          | 1               | 0          | -         | -         | 1          | 4          | 15              | 14         | -         | 33           |  |
| 75                        | Mar. 28 | @DAL  | 0               | 2          | 1          | -         | -         | 3          | 5          | 9               | 14         | -         | 28          | 2          | 3               | 2          | -         | -         | 7          | 9          | 14              | 6          | -         | 29           |  |
| 76                        | Mar. 30 | WSH   | 2               | 0          | 1          | 0         | 1         | 4          | 11         | 8               | 7          | 3         | 29          | 1          | 1               | 1          | 0         | 0         | 3          | 7          | 9               | 7          | 3         | 26           |  |
| 77                        | Apr. 4  | @ANA  | 4               | 1          | 0          | -         | -         | 5          | 9          | 7               | 8          | -         | 24          | 1          | 1               | 0          | -         | -         | 2          | 8          | 16              | 5          | -         | 29           |  |
| 78                        | Apr. 5  | @S.J. | 0               | 3          | 0          | -         | -         | 3          | 5          | 12              | 7          | -         | 24          | 0          | 0               | 0          | -         | -         | 0          | 9          | 7               | 19         | -         | 35           |  |
| 79                        | Apr. 8  | @DAL  | 0               | 1          | 1          | 0         | 0         | 2          | 8          | 15              | 5          | 1         | 29          | 1          | 1               | 0          | 0         | 1         | 3          | 11         | 6               | 11         | 2         | 30           |  |
| 80                        | Apr. 10 | PHX   | 0               | 1          | 1          | -         | -         | 2          | 6          | 10              | 7          | -         | 23          | 0          | 0               | 0          | -         | -         | 0          | 9          | 5               | 15         | -         | 29           |  |
| 81                        | Apr. 12 | CHI   | 1               | 1          | 5          | -         | -         | 7          | 4          | 13              | 16         | -         | 33          | 2          | 1               | 2          | -         | -         | 5          | 7          | 6               | 12         | -         | 25           |  |
| 82                        | Apr. 13 | @MIN  | 1               | 4          | 2          | -         | -         | 7          | 11         | 10              | 12         | -         | 33          | 2          | 1               | 0          | -         | -         | 3          | 12         | 8               | 9          | -         | 29           |  |
| <b>2nd Half Totals:</b>   |         |       | <b>35</b>       | <b>42</b>  | <b>38</b>  | <b>2</b>  | <b>--</b> | <b>117</b> | <b>383</b> | <b>398</b>      | <b>380</b> | <b>30</b> | <b>1191</b> | <b>37</b>  | <b>38</b>       | <b>38</b>  | <b>1</b>  | <b>--</b> | <b>114</b> | <b>352</b> | <b>379</b>      | <b>395</b> | <b>23</b> | <b>1149</b>  |  |
| <b>2nd Half Averages:</b> |         |       | <b>0.9</b>      | <b>1.0</b> | <b>0.9</b> | <b>--</b> | <b>--</b> | <b>2.9</b> | <b>9.3</b> | <b>9.7</b>      | <b>9.3</b> | <b>--</b> | <b>29.0</b> | <b>0.9</b> | <b>0.9</b>      | <b>0.9</b> | <b>--</b> | <b>--</b> | <b>2.8</b> | <b>8.6</b> | <b>9.2</b>      | <b>9.6</b> | <b>--</b> | <b>28.02</b> |  |
| <b>Final Totals:</b>      |         |       | <b>68</b>       | <b>74</b>  | <b>69</b>  | <b>3</b>  | <b>--</b> | <b>214</b> | <b>777</b> | <b>809</b>      | <b>756</b> | <b>40</b> | <b>2382</b> | <b>74</b>  | <b>78</b>       | <b>78</b>  | <b>3</b>  | <b>--</b> | <b>233</b> | <b>746</b> | <b>786</b>      | <b>804</b> | <b>34</b> | <b>2370</b>  |  |
| <b>Final Averages:</b>    |         |       | <b>0.8</b>      | <b>0.9</b> | <b>0.8</b> | <b>--</b> | <b>--</b> | <b>2.6</b> | <b>9.5</b> | <b>9.9</b>      | <b>9.2</b> | <b>--</b> | <b>29.0</b> | <b>0.9</b> | <b>1.0</b>      | <b>1.0</b> | <b>--</b> | <b>--</b> | <b>2.8</b> | <b>9.1</b> | <b>9.6</b>      | <b>9.8</b> | <b>--</b> | <b>28.9</b>  |  |

\*Final Totals/Averages do not account for shootout tallies.

## SCORING BY PERIOD/RECORD WHEN SCORING

| #             | PLAYER            | 1ST       | 2ND       | 3RD       | OT       | TOTAL      | RECORD WHEN SCORING |
|---------------|-------------------|-----------|-----------|-----------|----------|------------|---------------------|
| 3             | Seth Jones        | 1         | 2         | 2         | 1        | 6          | 5-0-1               |
| 4             | Ryan Ellis        | 0         | 2         | 4         | 0        | 6          | 5-1-0               |
| 5             | Michael Del Zotto | 0         | 1         | 0         | 0        | 1          | 0-1-0               |
| 6             | Shea Weber        | 10        | 4         | 8         | 1        | 23         | 17-1-2              |
| 7             | Matt Cullen       | 3         | 4         | 3         | 0        | 10         | 7-0-2               |
| 8             | Kevin Klein       | 0         | 1         | 0         | 0        | 1          | 0-1-0               |
| 9             | Filip Forsberg    | 1         | 0         | 0         | 0        | 1          | 1-0-0               |
| 11            | David Legwand     | 6         | 2         | 2         | 0        | 10         | 6-2-1               |
| 12            | Mike Fisher       | 6         | 6         | 8         | 0        | 20         | 11-3-4              |
| 13            | Nick Spaling      | 6         | 4         | 3         | 0        | 13         | 10-2-1              |
| 15            | Craig Smith       | 6         | 10        | 7         | 1        | 24         | 13-4-2              |
| 16            | Rich Clune        | 2         | 1         | 0         | 0        | 3          | 2-1-0               |
| 19            | Calle Jarnkrok    | 1         | 0         | 1         | 0        | 2          | 2-0-0               |
| 21            | Simon Moser       | 0         | 0         | 1         | 0        | 1          | 0-1-0               |
| 24            | Eric Nystrom      | 5         | 6         | 4         | 0        | 15         | 7-3-2               |
| 25            | Viktor Stalberg   | 2         | 3         | 3         | 0        | 8          | 5-2-1               |
| 26            | Matt Hendricks    | 1         | 0         | 1         | 0        | 2          | 1-0-1               |
| 27            | Patric Hornqvist  | 6         | 9         | 7         | 0        | 22         | 15-5-0              |
| 28            | Paul Gaustad      | 1         | 4         | 5         | 0        | 10         | 5-2-3               |
| 33            | Colin Wilson      | 5         | 2         | 4         | 0        | 11         | 6-1-1               |
| 42            | Mattias Ekholm    | 0         | 1         | 0         | 0        | 1          | 1-0-0               |
| 56            | Taylor Beck       | 0         | 0         | 0         | 0        | 0          | 0-0-0               |
| 57            | Gabriel Bourque   | 2         | 4         | 3         | 0        | 9          | 4-2-2               |
| 59            | Roman Josi        | 3         | 7         | 3         | 0        | 13         | 8-2-2               |
| 64            | Victor Bartley    | 1         | 0         | 0         | 0        | 1          | 1-0-0               |
| 84            | Colton Sissons    | 1         | 0         | 0         | 0        | 1          | 1-0-0               |
| <b>Totals</b> |                   | <b>72</b> | <b>71</b> | <b>69</b> | <b>2</b> | <b>214</b> |                     |



## GOALS BREAKDOWN

## HAT TRICKS

For: 1

| DATE    | PLAYER            | OPPONENT   |
|---------|-------------------|------------|
| 1/24/14 | Eric Nystrom (4g) | at Calgary |

Against: 1

| DATE    | PLAYER       | OPPONENT     |
|---------|--------------|--------------|
| 12/5/13 | Jeff Skinner | vs. Carolina |

## PENALTY SHOTS

For: 2 (1 Goal, 1 No Goal)

| DATE    | PLAYER          | OPPONENT      | RESULT  |
|---------|-----------------|---------------|---------|
| 10/8/13 | Eric Nystrom    | vs. Minnesota | GOAL    |
| 1/11/14 | Viktor Stalberg | vs. Ottawa    | NO GOAL |

Against: 3 (3 No Goals)

| DATE     | PLAYER          | OPPONENT      | RESULT  |
|----------|-----------------|---------------|---------|
| 10/10/13 | Carl Gunnarsson | vs. Toronto   | NO GOAL |
| 12/27/13 | Antoine Roussel | at Dallas     | NO GOAL |
| 3/6/14   | Alex Steen      | vs. St. Louis | NO GOAL |

## EMPTY NET GOALS

For: 6

Opp. pulls goalie in final five minutes: ( 26 times, 5 EX AT, 6 ENGs)

| DATE     | PLAYER          | OPPONENT      |
|----------|-----------------|---------------|
| 11/6/13  | Gabriel Bourque | at Colorado   |
| 11/25/13 | Shea Weber      | vs. Phoenix   |
| 12/10/13 | Paul Gaustad    | at NY Rangers |
| 12/30/13 | Roman Josi      | vs. Detroit   |
| 3/11/14  | Paul Gaustad    | at Buffalo    |
| 4/12/14  | Shea Weber      | vs. Chicago   |

Against: 5

Predators pull goalie in final five minutes: (20 times, 2 EX AT, 5 ENGs)

| DATE     | PLAYER           | OPPONENT     |
|----------|------------------|--------------|
| 10/4/13  | P.A. Parenteau   | at Colorado  |
| 10/22/13 | Jason Pominville | at Minnesota |
| 11/28/13 | Jordan Eberle    | vs. Edmonton |
| 12/5/13  | Jeff Skinner     | vs. Carolina |
| 2/8/14   | Ryan Getzlaf     | vs. Anaheim  |

## EXTRA ATTACKER GOALS in the final five minutes:

For: 2

| DATE    | PLAYER        | OPPONENT       |
|---------|---------------|----------------|
| 1/4/13  | Paul Gaustad  | at Florida     |
| 1/31/14 | David Legwand | vs. New Jersey |

Against: 5

| DATE     | PLAYER          | OPPONENT        |
|----------|-----------------|-----------------|
| 12/14/13 | Patrick Marleau | vs. San Jose    |
| 12/28/13 | Jeff Carter     | vs. Los Angeles |
| 1/7/14   | Patrick Marleau | vs. San Jose    |
| 1/16/14  | Wayne Simmonds  | at Philadelphia |
| 4/12/14  | Andrew Shaw     | vs. Chicago     |

## SHORTHANDED GOALS

For: 2

| DATE     | PLAYER       | OPPONENT      |
|----------|--------------|---------------|
| 10/20/13 | Eric Nystrom | at Winnipeg   |
| 10/26/13 | Nick Spaling | vs. St. Louis |

Against: 0

| DATE | PLAYER | OPPONENT |
|------|--------|----------|
|------|--------|----------|

|                  |          |
|------------------|----------|
| Overall Record:  | 38-32-12 |
| Home Record:     | 19-17-5  |
| Road Record:     | 19-15-7  |
| Overtime Record: | 5-12     |
| Shootout Record: | 2-9      |

|                         |         |
|-------------------------|---------|
| One-goal game record:   | 18-5-12 |
| Two-goal game record:   | 11-11   |
| Three-goal game record: | 9-16    |
| Scoring first:          | 27-3-6  |
| Opp. Scoring first:     | 11-29-6 |

|                           |         |
|---------------------------|---------|
| Leading after 1 period:   | 23-1-2  |
| Trailing after 1 period:  | 4-20-5  |
| Tied after 1 period:      | 11-11-5 |
| Leading after 2 periods:  | 24-0-4  |
| Trailing after 2 periods: | 3-28-4  |
| Tied after 2 periods:     | 11-4-4  |

|                       |         |
|-----------------------|---------|
| Outshooting opponent: | 16-14-8 |
| Outshot by opponent:  | 21-14-4 |
| Even shots:           | 1-4-0   |

|                            |          |
|----------------------------|----------|
| 1st half of back-to-backs: | 9-4-2    |
| 2nd half of back-to-backs: | 6-7-2    |
| Evening games:             | 38-31-12 |
| Afternoon games:           | 0-1-0    |
| Weekday games:             | 26-20-7  |
| Weekend games:             | 12-12-5  |

|           |          |
|-----------|----------|
| October:  | 9-4-2    |
| November: | 6-7-2    |
| December: | 38-31-12 |

|           |         |
|-----------|---------|
| January:  | 0-1-0   |
| February: | 25-18-7 |
| March:    | 11-14-5 |
| April:    | 5-0-1   |

|            |       |
|------------|-------|
| Sunday:    | 4-4-0 |
| Monday:    | 4-1-0 |
| Tuesday:   | 8-6-2 |
| Wednesday: | 2-1-0 |
| Thursday:  | 8-7-4 |
| Friday:    | 4-5-1 |
| Saturday:  | 8-8-5 |

| GOALS BY PERIOD | 1  | 2  | 3  | OT | Total | Avg. |
|-----------------|----|----|----|----|-------|------|
| PREDATORS       | 68 | 74 | 69 | 3  | 214   | 2.6  |
| Opponents       | 74 | 78 | 78 | 3  | 233   | 2.8  |

| SHOTS BY PERIOD | 1   | 2   | 3   | OT | Total | Avg. |
|-----------------|-----|-----|-----|----|-------|------|
| PREDATORS       | 777 | 809 | 756 | 40 | 2382  | 29.0 |
| Opponents       | 746 | 786 | 804 | 34 | 2370  | 28.9 |

| POWER PLAY | G  | ATT | PCT             |
|------------|----|-----|-----------------|
| Overall    | 46 | 239 | 19.2 (12th NHL) |
| Home       | 25 | 121 | 20.7 (7th NHL)  |
| Road       | 21 | 118 | 17.8 (13th NHL) |

0 SHORTHANDED GOALS ALLOWED (1st NHL)

| PENALTY KILLING | G  | ATT | PCT             |
|-----------------|----|-----|-----------------|
| Overall         | 47 | 238 | 80.2 (25th NHL) |
| Home            | 24 | 115 | 79.1 (25th NHL) |
| Road            | 23 | 123 | 81.3 (16th NHL) |

2 SHORTHANDED GOALS SCORED (30th NHL)

| PENALTIES | MIN | AVG             |
|-----------|-----|-----------------|
| PREDATORS | 808 | 9.9 (7-7th NHL) |

| SITUATIONAL GOALS FOR AND AGAINST | GF         | GA         |
|-----------------------------------|------------|------------|
| Five-on-Five                      | 155        | 176        |
| Five-on-Four                      | 40         | 0          |
| Five-on-Three                     | 5          | 0          |
| Four-on-Four                      | 5          | 5          |
| Four-on-Three                     | 0          | 0          |
| Three-on-Three                    | 0          | 0          |
| Three-on-Four                     | 0          | 0          |
| Three-on-Five                     | 0          | 2          |
| Four-on-Five                      | 2          | 45         |
| Empty-net goals                   | 6          | 5          |
| Penalty-shot goals                | 1          | 0          |
| <b>TOTALS</b>                     | <b>214</b> | <b>233</b> |

| WHEN PREDATORS SCORE: | W         | L         | OT        | WHEN OPPOSITION SCORES: | W         | L         | OT        |
|-----------------------|-----------|-----------|-----------|-------------------------|-----------|-----------|-----------|
| 0 goals               | 0         | 9         | 0         | 0 goals                 | 5         | 0         | 0         |
| 1 goal                | 0         | 14        | 2         | 1 goal                  | 9         | 1         | 0         |
| 2 goals               | 5         | 6         | 4         | 2 goals                 | 13        | 6         | 2         |
| 3 goals               | 12        | 2         | 2         | 3 goals                 | 7         | 6         | 4         |
| 4 goals               | 13        | 1         | 4         | 4 goals                 | 2         | 8         | 2         |
| 5 goals               | 1         | 0         | 0         | 5 goals                 | 2         | 8         | 4         |
| 6 goals               | 4         | 0         | 0         | 6 goals                 | 0         | 2         | 0         |
| 7 goals               | 3         | 0         | 0         | 7 goals                 | 0         | 1         | 0         |
| 8 or more goals       | 0         | 0         | 0         | 8 or more goals         | 0         | 0         | 0         |
| <b>TOTALS</b>         | <b>38</b> | <b>32</b> | <b>12</b> | <b>TOTALS</b>           | <b>38</b> | <b>32</b> | <b>12</b> |

## EASTERN CONFERENCE

| METROPOLITAN DIVISION                   |          |          |          | Home     |          |          | Road     |          |          | Overall |  |  |
|---|----------|----------|----------|----------|----------|----------|----------|----------|----------|---------|--|--|
| Team                                    | W        | L        | OT       | W        | L        | OT       | W        | L        | OT       |         |  |  |
| Carolina Hurricanes                     | 0        | 1        | 0        | 0        | 1        | 0        | 0        | 2        | 0        |         |  |  |
| Columbus Blue Jackets                   | 0        | 1        | 0        | 1        | 0        | 0        | 1        | 1        | 0        |         |  |  |
| New Jersey Devils                       | 1        | 0        | 0        | 0        | 1        | 0        | 1        | 1        | 0        |         |  |  |
| New York Islanders                      | 1        | 0        | 0        | 0        | 1        | 0        | 1        | 1        | 0        |         |  |  |
| New York Rangers                        | 0        | 1        | 0        | 1        | 0        | 0        | 1        | 1        | 0        |         |  |  |
| Philadelphia Flyers                     | 0        | 0        | 1        | 1        | 0        | 0        | 1        | 0        | 1        |         |  |  |
| Pittsburgh Penguins                     | 0        | 1        | 0        | 0        | 1        | 0        | 0        | 2        | 0        |         |  |  |
| Washington Capitals                     | 1        | 0        | 0        | 0        | 1        | 0        | 1        | 1        | 0        |         |  |  |
| <b>Totals vs. Metropolitan Division</b> | <b>3</b> | <b>4</b> | <b>1</b> | <b>3</b> | <b>5</b> | <b>0</b> | <b>6</b> | <b>9</b> | <b>1</b> |         |  |  |

| ATLANTIC DIVISION                   |          |          |          | Home     |          |          | Road     |          |          | Overall |  |  |
|-------------------------------------|----------|----------|----------|----------|----------|----------|----------|----------|----------|---------|--|--|
| Team                                | W        | L        | OT       | W        | L        | OT       | W        | L        | OT       |         |  |  |
| Boston Bruins                       | 0        | 1        | 0        | 0        | 0        | 1        | 0        | 1        | 1        |         |  |  |
| Buffalo Sabres                      | 1        | 0        | 0        | 1        | 0        | 0        | 2        | 0        | 0        |         |  |  |
| Detroit Red Wings                   | 1        | 0        | 0        | 1        | 0        | 0        | 2        | 0        | 0        |         |  |  |
| Florida Panthers                    | 1        | 0        | 0        | 0        | 0        | 1        | 1        | 0        | 1        |         |  |  |
| Montreal Canadiens                  | 0        | 0        | 1        | 1        | 0        | 0        | 1        | 0        | 1        |         |  |  |
| Ottawa Senators                     | 0        | 0        | 1        | 1        | 0        | 0        | 1        | 0        | 1        |         |  |  |
| Tampa Bay Lightning                 | 1        | 0        | 0        | 0        | 1        | 0        | 1        | 1        | 0        |         |  |  |
| Toronto Maple Leafs                 | 0        | 1        | 0        | 1        | 0        | 0        | 1        | 1        | 0        |         |  |  |
| <b>Totals vs. Atlantic Division</b> | <b>4</b> | <b>2</b> | <b>2</b> | <b>5</b> | <b>1</b> | <b>2</b> | <b>9</b> | <b>3</b> | <b>4</b> |         |  |  |

Totals vs. Eastern Conference

7 6 3 8 6 2 15 12 5

## WESTERN CONFERENCE

| CENTRAL DIVISION                   |          |          |          | Home     |          |          | Road      |           |          | Overall |  |  |
|------------------------------------|----------|----------|----------|----------|----------|----------|-----------|-----------|----------|---------|--|--|
| Team                               | W        | L        | OT       | W        | L        | OT       | W         | L         | OT       |         |  |  |
| Chicago Blackhawks                 | 2        | 1        | 0        | 2        | 0        | 0        | 4         | 1         | 0        |         |  |  |
| Colorado Avalanche                 | 0        | 1        | 1        | 1        | 1        | 0        | 1         | 2         | 1        |         |  |  |
| Dallas Stars                       | 2        | 0        | 0        | 0        | 2        | 1        | 2         | 2         | 1        |         |  |  |
| Minnesota Wild                     | 1        | 1        | 0        | 1        | 1        | 1        | 2         | 2         | 1        |         |  |  |
| St. Louis Blues                    | 0        | 3        | 0        | 0        | 1        | 1        | 0         | 4         | 1        |         |  |  |
| Winnipeg Jets                      | 1        | 1        | 0        | 2        | 1        | 0        | 3         | 2         | 0        |         |  |  |
| <b>Totals vs. Central Division</b> | <b>6</b> | <b>7</b> | <b>1</b> | <b>6</b> | <b>6</b> | <b>3</b> | <b>12</b> | <b>13</b> | <b>4</b> |         |  |  |

| PACIFIC DIVISION                   |          |          |          | Home     |          |          | Road      |          |          | Overall |  |  |
|------------------------------------|----------|----------|----------|----------|----------|----------|-----------|----------|----------|---------|--|--|
| Team                               | W        | L        | OT       | W        | L        | OT       | W         | L        | OT       |         |  |  |
| Anaheim Ducks                      | 0        | 2        | 0        | 1        | 0        | 0        | 1         | 2        | 0        |         |  |  |
| Calgary Flames                     | 1        | 0        | 0        | 1        | 0        | 1        | 2         | 0        | 1        |         |  |  |
| Edmonton Oilers                    | 0        | 1        | 0        | 0        | 2        | 0        | 0         | 3        | 0        |         |  |  |
| Los Angeles Kings                  | 1        | 0        | 1        | 1        | 0        | 0        | 2         | 0        | 1        |         |  |  |
| Phoenix Coyotes                    | 2        | 0        | 0        | 0        | 0        | 1        | 2         | 0        | 1        |         |  |  |
| San Jose Sharks                    | 2        | 0        | 0        | 1        | 0        | 0        | 3         | 0        | 0        |         |  |  |
| Vancouver Canucks                  | 0        | 1        | 0        | 1        | 1        | 0        | 1         | 2        | 0        |         |  |  |
| <b>Totals vs. Pacific Division</b> | <b>6</b> | <b>4</b> | <b>1</b> | <b>5</b> | <b>3</b> | <b>2</b> | <b>11</b> | <b>7</b> | <b>3</b> |         |  |  |

Totals vs. Western Conference

12 11 2 11 9 5 23 20 7



### TEAM RECORDS

| 2013-14 season  | GOALS                                    | Franchise Record  |
|---|--|---|
| 7 - three times, last 4/13/14 in 7-3 win at Minnesota               | Most goals scored, game                  | 9 - twice, last 3/18/06 in 9-4 win vs. Calgary                    |
| 7 - 3/28/14 in 7-3 loss at Dallas                                   | Most goals allowed, game                 | 8 - six times, last 3/11/10 in 8-5 loss at San Jose               |
| 12 - 4/12/14 in 7-5 win vs. Chicago                                 | Most goals by both teams, game           | 14 - 10/5/06 in 8-6 loss vs. Chicago                              |
| 5 - 4/12/14 in 3rd per. of a 7-5 win vs. Chicago                    | Most goals scored, period                | 6 - 12/17/05 in 2nd per. of 7-3 win vs. Columbus                  |
| 4 - twice, last 1/9/14 in 2nd per. of 4-3 loss vs. Anaheim          | Most goals allowed, period               | 6 - twice, last 3/28/13 in 1st per. of 7-4 loss vs. Phoenix       |
| 3 - 2/27/14 in 3-2 win vs. Tampa Bay                                | Most power play goals scored, game       | 6 - 3/4/04 in 9-4 win at Pittsburgh                               |
| 3 - twice, last 1/24/14 in 5-4 SO loss at Calgary                   | Most power play goals allowed, game      | 5 - three times, last 2/18/09 in 6-2 loss at Detroit              |
| 1 - twice, last 10/26/13 in 6-1 loss vs. St. Louis                  | Most shorthanded goals scored, game      | 2 - four times, last 11/6/08 in 7-6 loss at Calgary               |
| n/a   | Most shorthanded goals allowed, game     | 2 - twice, last 3/2/02 in 5-2 loss at Calgary                     |
| 2013-14 season  | SHOTS                                    | Franchise Record  |
| 42 - twice, last 3/10/14 in 4-3 OT win at Ottawa                    | Most shots, game                         | 55 - 11/4/09 in 2-0 win vs. Montreal                              |
| 41 - 11/16/13 in 7-2 win vs. Chicago                                | Most shots allowed, game                 | 57 - twice, last 11/1/08 in 4-3 OT win at San Jose                |
| 79 - 3/10/14 in 4-3 OT win at Ottawa (NSH 42, OTT 37)               | Most shots by both teams, game           | 90 - 11/16/06 in 7-6 loss vs. Minnesota (NSH 45, MIN 45)          |
| 20 - 12/21/13 in 2nd per. of 4-3 OT loss vs. Montreal               | Most shots, period                       | 24 - 11/4/09 in 1st per. of 2-0 win vs. Montreal                  |
| 20 - 12/14/13 in 3rd per. of 3-2 win vs. San Jose                   | Most shots allowed, period               | 27 - twice, last 2/10/09 in 1st per. of 5-3 loss vs. Detroit      |
| 15 - 11/10/13 in 5-0 loss at New Jersey                             | Fewest shots, game                       | 9 - 1/27/01 in 5-1 loss vs. Colorado                              |
| 16 - twice, 2/27/14 in 3-2 win vs. Tampa Bay                        | Fewest shots allowed, game               | 12 - 3/4/03 in 2-1 loss at St. Louis                              |
| 3 - five times, last 2/6/14 in 2nd per. of 3-2 OT loss at Minnesota | Fewest shots, period                     | 1 - four times, last 12/8/08 in 3rd per. of 6-3 loss at St. Louis |
| 3 - twice, last 2/27/14 in third per. of 3-2 win vs. Tampa Bay      | Fewest shots allowed, period             | 0 - 2/16/08 in 3rd period of 2-1 OT win vs. St. Louis             |
| 2013-14 season  | PENALTY MINUTES                          | Franchise Record  |
| 25 - twice, last 3/4/14 in 3-1 loss vs. Pittsburgh                  | Most penalty minutes, game               | 95 - 10/25/05 in 5-3 win vs. Chicago                              |
| 25 - 10/26/13 in 6-1 loss vs. St. Louis                             | Most penalty minutes by opponent, game   | 125 - 10/30/03 in 5-3 win vs. Detroit                             |
| 44 - 10/26/13 in 6-1 loss vs. St. Louis (STL 25, NSH 19)            | Most penalty minutes by both teams, game | 210 - 10/30/03 in 5-3 win vs. Detroit (DET 125, NSH 85)           |
| 2013-14 season  | WINS & LOSSES                            | Franchise Record  |
| 5 - twice, last 3/27/14 in 6-1 win vs. Buffalo                      | Largest margin of victory                | 8 - 2/28/09 in 8-0 win vs. Detroit                                |
| 5 - three times, last 11/10/13 in 5-0 loss at New Jersey            | Largest margin of defeat                 | 8 - 1/11/09 in 8-0 loss at Philadelphia                           |
| 3 - five times, last 4/10-4/13/14                                   | Longest winning streak                   | 8 - 10/5-10/25/05   |
| 5 - twice, last 12/17-12/27/13                                      | Longest losing streak                    | 8 - 4/4-4/19/13   |
| 2013-14 season  | SHOOTOUTS                                | Franchise Record  |
| 3 - 1/16/14 in 4-3 SO win at Philadelphia                           | Most shootout goals, game                | 4 - twice, last 1/31/13 in 3-2 win at Los Angeles                 |
| 7 - 1/16/14 in 4-3 SO win at Philadelphia                           | Most shootout attempts, game             | 11 - 3/27/10 in 1-0 SO loss vs. Detroit                           |
| 2 - six times, last 4/8/14 in 3-2 SO loss at Dallas                 | Most shootout goals against, game        | 3 - four times, last 1/31/13 in 3-2 win at Los Angeles            |
| 7 - 1/16/14 in 4-3 SO win at Philadelphia                           | Most shootout attempts against, game     | 11 - 3/27/10 in 1-0 SO loss vs. Detroit                           |

### INDIVIDUAL RECORDS

| 2013-14 season  | GOALS                                      | Franchise Record  |
|---|--|---|
| 4 - Eric Nystrom, 1/24/14 at Calgary  | Most goals scored, game                    | 4 - Eric Nystrom, 1/24/14 at Calgary                                  |
| 3 - Jeff Skinner, 12/5/13 vs. Carolina                                      | Most goals by an opponent, game            | 3 - 32 times, last Jeff Skinner, 12/5/13 vs. Carolina                 |
| 2 - seven times, last Patric Hornqvist, 4/5/14 at San Jose (2nd)            | Most goals scored, period                  | 3 - twice, last Steve Sullivan, 12/14/06 vs. Ottawa (2nd)             |
| 2 - nine times, last Jordan Eberle, 3/18/14 at Edmonton (3rd)               | Most goals by an opponent, period          | 3 - 3 times, last Curtis Glencross, 3/15/13 at Calgary (3rd)          |
| 2013-14 season  | ASSISTS                                    | Franchise Record  |
| 3 - seven times, last Mike Fisher, 4/12/14 vs. Chicago                      | Most assists, game                         | 5 - Marek Zdricko, 2/18/04 vs. San Jose                               |
| 4 - Alex Goligoski, 3/28/14 at Dallas                                       | Most assists by an opponent, game          | 5 - twice, last Peter Forsberg, 1/1/03 vs. Colorado                   |
| 2 - 19 times, last Mike Fisher, 4/12/14 vs. Chicago (3rd)                   | Most assists, period                       | 3 - 11 times, last Martin Erat, 2/24/09 vs. Chicago (3rd)             |
| 3 - Ales Hemsky, 3/10/14 at Ottawa (3rd)                                    | Most assists by an opponent, period        | 4 - twice, last Rostislav Klesla, 3/28/13 vs. Phoenix (1st)           |
| 2013-14 season  | POINTS                                     | Franchise Record  |
| 4 - five times, last Craig Smith (2g-2a), 4/13/14 at Minnesota              | Most points, game                          | 5 - three times, last J.P. Dumont (1g-4a), 10/22/09 at Ottawa         |
| 4 - Alex Goligoski (4a), 3/28/14 at Dallas                                  | Most points by an opponent, game           | 6 - Peter Forsberg (1g-5a), 1/1/03 vs. Colorado                       |
| 3 - four times, last Patric Hornqvist (2g-1a), 4/5/14 at San Jose (2nd)     | Most points, period                        | 3 - 34 times, last Patric Hornqvist (2g-1a), 4/5/14 at San Jose (2nd) |
| 3 - three times, last Spezza (1g-2a) & Hemsky (3a), 3/10/14 at Ottawa (3rd) | Most points by an opponent, period         | 4 - three times, last Rostislav Klesla, 3/28/13 vs. Phoenix (1st)     |
| 2013-14 season  | SHOTS                                      | Franchise Record  |
| 9 - Patric Hornqvist, 3/28/14 at Dallas                                     | Most shots, game                           | 14 - Patric Hornqvist, 12/29/10 vs. Dallas                            |
| 5 - three times, last Roman Josi, 12/21/13 vs. Montreal (2nd)               | Most shots, period                         | 8 - Patric Hornqvist, 2/18/13 at Colorado (3rd)                       |
| 2013-14 season  | PENALTY MINUTES                            | Franchise Record  |
| 17 - three times, last Paul Gaustad, 3/11/14 at Buffalo                     | Most penalty minutes, game                 | 35 - Jeremy Stevenson, 10/25/05 vs. Chicago                           |
| 14 - Chris Stewart, 10/26/13 vs. St. Louis                                  | Most penalty minutes by an opponent, game  | 34 - twice, last Krzysztof Oliwa, 3/20/04 at Calgary                  |
| 2013-14 season  | STREAKS                                    | Franchise Record  |
| 4 - Patric Hornqvist (6g), 3/28-4/5/14                                      | Longest goal-scoring streak                | 6 - three times, last Patric Hornqvist (7g), 10/27-11/8/11            |
| 4 - seven times, last Shea Weber (4a), 3/30-4/8/14                          | Longest assist streak                      | 7 - twice, last Kimmo Timonen (8a), 2/23-3/7/03                       |
| 6 - three times, last Patric Hornqvist (6g-5a), 2/25-4/5/14                 | Longest point-scoring streak               | 16 - J.P. Dumont (8g-14a), 12/29/07-1/31/08                           |
| 2013-14 season  | GOALTENDERS                                | Franchise Record  |
| 39 - Marek Mazanec, 11/16/13 vs. Chicago                                    | Most saves, game                           | 54 - Dan Ellis, 11/1/08 at San Jose                                   |
| 41 - Ondrej Pavelec, 11/9/13 at Winnipeg                                    | Most saves by an opposing goaltender, game | 53 - Carey Price, 11/14/09 vs. Montreal                               |
| 5 - Carter Hutton, 3/21-4/13/14   | Longest winning streak                     | 11 - Pekka Rinne, 1/7-2/4/12  |
| 5 - twice, last Carter Hutton, 12/17/13-1/5/14                              | Longest losing streak                      | 8 - Chris Mason, 2/9-4/27/13  |
| 7 - Carter Hutton, 1/16/14 at Philadelphia                                  | Most shootout attempts against, game       | 11 - Pekka Rinne, 3/27/10 vs. Detroit                                 |
| 2 - six times, last Pekka Rinne, 4/8/14 at Dallas                           | Most shootout goals against, game          | 3 - four times, last Pekka Rinne, 1/31/13 at Los Angeles              |

| THE LAST TIME...  | HOME   | ROAD                                    |
|---|--|---|
| <b>Predators win in overtime</b>  | 1/31/14 vs. New Jersey (3-2, Weber)  | 3/10/14 at Ottawa (4-3, Jones)          |
| <b>Opponent wins in overtime</b>  | 12/21/13 vs. Montreal (3-4, Desharnais)                                      | 2/6/14 at Minnesota (2-3, Niederreiter) |
| <b>Predators win via shootout</b>   | 3/30/14 vs. Washington (4-3, Smith)  | 1/16/14 at Philadelphia (4-3, Josi)     |
| <b>Opponent wins via shootout</b>   | 3/25/14 vs. Colorado (4-5, Landeskog)  | 4/8/14 at Dallas (2-3, Seguin)          |
| <b>Predators shut out opponent</b>  | 4/10/14 vs. Phoenix (2-0, Rinne)   | 4/5/14 at San Jose (3-0, Hutton)        |
| <b>Opponent shut out Predators</b>  | 3/8/14 vs. Columbus (0-1, Bobrovsky)   | 3/19/14 at Vancouver (0-2, Lack)        |
| <b>Preds played scoreless game through OT</b>                                 | 3/27/10 vs. Detroit (0-1 SO)   | 3/21/01 at Minnesota (0-0)              |
| <b>Predators had two straight shutouts</b>                                    | 2/12/13 vs. San Jose (1-0 OT, Rinne) and 2/14/13 vs. Phoenix (3-0, Rinne)    |   |
| <b>Preds were shut out in back-to-back games</b>                              | 11/8/13 at Winnipeg (0-5, Pavelec) and 11/10/13 at New Jersey (0-5, Brodeur) |   |
| <b>Predators had 50-or-more shots</b>   | 11/14/09 vs. Montreal (55)   | Never                                   |
| <b>Opponent had 50-or-more shots</b>  | 2/15/11 vs. San Jose (50)  | 11/11/08 at San Jose (57)               |
| <b>Predators had 20-or-more shots in a period</b>                             | 12/21/13 vs. Montreal (2nd per., 20)   | 1/29/10 at Detroit (2nd per., 20)       |
| <b>Opponent had 20-or-more shots in a period</b>                              | 12/14/13 vs. San Jose (3rd per., 20)   | 4/27/13 at Columbus (3rd per., 25)      |
| <b>Preds held an opponent shotless in a period</b>                            | 2/16/08 vs. St. Louis (3rd per.)   | Never                                   |
| <b>Preds scored 3-or-more power-play goals</b>                                | 2/27/14 vs. Tampa Bay (3)  | 12/1/11 at Vancouver (3)                |
| <b>Opponent scored 3-or-more power-play goals</b>                             | 12/23/13 vs. Boston (3)  | 1/24/14 at Calgary (3)                  |
| <b>Predator scored shorthanded</b>  | 2/21/12 vs. Vancouver (S. Kostitsyn)   | 10/20/13 at Winnipeg (Nystrom)          |
| <b>Opponent scored shorthanded</b>  | 3/21/13 vs. Calgary (Giordano, Comeau)                                       | 3/17/12 at Edmonton (Petrelli)          |
| <b>Predators scored two shorthanded goals</b>                                 | 11/18/99 vs. Montreal (Timonen, Walker)                                      | 11/6/08 at Calgary (Fiddler, Weber)     |
| <b>Opponent scored two shorthanded goals</b>                                  | 3/21/13 vs. Calgary (Giordano, Comeau)                                       | 3/22/02 at Calgary (Iginia, Clark)      |
| <b>Predator recorded a hat trick</b>  | 1/1/12 vs. Calgary (S. Kostitsyn)  | 1/24/14 at Calgary (4g, Nystrom)        |
| <b>Opponent recorded a hat trick</b>  | 12/5/13 vs. Carolina (Skinner)   | 3/15/13 at Calgary (Glencross)          |
| <b>Predator notched four-or-more points</b>                                   | 3/8/13 vs. Edmonton (2g-2a, Wilson)  | 4/13/14 at Minnesota (2g-2a, Smith)     |
| <b>Opponent notched four-or-more points</b>                                   | 3/28/13 vs. Phoenix (4a, Klesia)   | 3/28/14 at Dallas (Goligoski, 4a)       |
| <b>Predators scored an empty-net goal</b>                                     | 4/12/14 vs. Chicago (Weber)  | 3/11/14 at Buffalo (Goustad)            |
| <b>Opponent scored an empty-net goal</b>                                      | 2/8/14 vs. Anaheim (Getzlaf)   | 10/22/13 at Minnesota (Pominville)      |
| <b>Predators scored five-or-more goals</b>                                    | 4/12/14 vs. Chicago (7-5)  | 4/13/14 at Minnesota (7-3)              |
| <b>Opponent scored five-or-more goals</b>                                     | 4/12/14 vs. Chicago (7-5)  | 3/28/14 at Dallas (7-3)                 |
| <b>Predators won by five-or-more goals</b>                                    | 3/27/14 vs. Buffalo (6-1)  | 2/5/13 at St. Louis (6-1)               |
| <b>Predators lost by five-or-more goals</b>                                   | 10/26/13 vs. St. Louis (1-6)   | 11/10/13 at New Jersey (0-5)            |
| <b>Predator recorded a point in his NHL debut</b>                             | 12/15/09 vs. Tampa Bay (Spaling, assist)                                     | 3/21/14 at Calgary (Jarnkrok, assist)   |
| <b>Predator recorded a point in his club debut</b>                            | 3/8/13 vs. Edmonton (Boychuk, goal)  | 3/21/14 at Calgary (Jarnkrok, assist)   |
| <b>Predators goaltender credited with a goal</b>                              | 4/15/06 vs. Phoenix (Mason)  | Never                                   |
| <b>Predators goaltender assisted on a goal</b>                                | 1/19/13 vs. Columbus (Rinne)   | 2/6/14 at Minnesota (Hutton)            |
| <b>Predators had a penalty shot</b>   | 1/11/14 vs. Ottawa (Stalberg, no goal)                                       | 3/12/13 at Dallas (Clune, goal)         |
| <b>Opponent had a penalty shot</b>  | 3/6/14 vs. St. Louis (Steen, no goal)  | 12/27/13 at Dallas (Rousseau, no goal)  |
| <b>No penalties against Predators</b>   | 3/25/14 vs. Colorado (4-5 SO)  | 1/21/10 at Phoenix (2-4)                |
| <b>Predators scored GTG or GWG in the final minute of regulation/overtime</b> | 4/12/14 vs. Chicago (Hornqvist, GWG)   | 1/4/14 at Florida (Goustad, GTG)        |
| <b>Opponent scored GTG or GWG in the final minute of regulation/overtime</b>  | 12/28/13 vs. Los Angeles (Carter, GTG)                                       | 1/16/14 at Philadelphia (Simmonds, GTG) |
| <b>Predators scored with an extra attacker</b>                                | 1/31/14 vs. New Jersey (Legwand)   | 1/4/14 at Florida (Goustad)             |
| <b>Opponent scored with an extra attacker</b>                                 | 4/12/14 vs. Chicago (Shaw)   | 1/16/14 at Philadelphia (Simmonds)      |
| <b>Preds overcame a two-goal deficit to win</b>                               | 4/12/14 vs. Chicago (7-5)  | 4/13/14 at Minnesota (7-3)              |
| <b>Preds overcame a three-goal deficit to win</b>                             | 12/22/11 vs. Columbus (6-5)  | 1/31/12 at Minnesota (5-4)              |

| YEAR    | HOME |   |   |      | ROAD |   |   |      | OVERALL |   |    |      |
|---------|------|---|---|------|------|---|---|------|---------|---|----|------|
|         | GP   | W | L | PCT  | GP   | W | L | PCT  | GP      | W | L  | PCT  |
| 2013-14 | 8    | 3 | 5 | .375 | 9    | 2 | 7 | .222 | 17      | 5 | 12 | .294 |

| YEAR    | HOME |     |        |     |    | ROAD |     |        |     |    | OVERALL |     |        |     |   |
|---------|------|-----|--------|-----|----|------|-----|--------|-----|----|---------|-----|--------|-----|---|
|         | WINS |     | LOSSES |     |    | WINS |     | LOSSES |     |    | WINS    |     | LOSSES |     |   |
| GP      | OTW  | SOW | OTL    | SOL | GP | OTW  | SOW | OTL    | SOL | GP | OTW     | SOW | OTL    | SOL |   |
| 2013-14 | 8    | 2   | 1      | 1   | 4  | 9    | 1   | 1      | 2   | 5  | 17      | 3   | 2      | 3   | 9 |

### OVERTIME DECISIONS

| Date       | Result                      | Goal Scorer/Time   | Goaltenders      |
|------------|-----------------------------|--------------------|------------------|
| 10/24/2013 | Winnipeg 2 at NASHVILLE 3   | Smith, 4:43        | Hutton/Pavelec   |
| 12/21/2013 | MONTREAL 4 at Nashville 3   | Desharnais, 1:43   | Hutton/Price     |
| 1/2/2014   | Nashville 2 at BOSTON 3     | Marchand, 0:54     | Mazanec/Svedberg |
| 1/31/2014  | New Jersey 2 at NASHVILLE 3 | Weber, 1:29        | Hutton/Schneider |
| 2/6/2014   | Nashville 2 at MINNESOTA 3  | Niederreiter, 2:16 | Hutton/Kuemper   |
| 3/10/2014  | NASHVILLE 4 at Ottawa 3     | Jones, 3:49        | Rinne/Lehner     |

### GOALTENDER RECORD

| GP      | W | L | PCT |      |
|---------|---|---|-----|------|
| Rinne   | 4 | 1 | 3   | .250 |
| Hutton  | 8 | 4 | 4   | .500 |
| Mazanec | 4 | 0 | 4   | .000 |
| Dubnyk  | 1 | 0 | 1   | .000 |

### PREDATORS SCORING

| G             | A | PTS |   |
|---------------|---|-----|---|
| Seth Jones    | 1 | 0   | 1 |
| Craig Smith   | 1 | 0   | 1 |
| Shea Weber    | 1 | 0   | 1 |
| Ryan Ellis    | 0 | 1   | 1 |
| David Legwand | 0 | 1   | 1 |
| Colin Wilson  | 0 | 1   | 1 |

### OPPONENTS SCORING

| G                       | A | PTS |   |
|-------------------------|---|-----|---|
| David Desharnais (MTL)  | 1 | 0   | 1 |
| Brad Marchand (BOS)     | 1 | 0   | 1 |
| Nino Niederreiter (MIN) | 1 | 0   | 1 |
| Patrice Bergeron (BOS)  | 0 | 1   | 1 |
| Kyle Brodziak (MIN)     | 0 | 1   | 1 |
| Dougie Hamilton (BOS)   | 0 | 1   | 1 |
| Jared Spurgeon (MIN)    | 0 | 1   | 1 |

### TEAM RECORD VS. NASHVILLE

| GP           | W | L | PCT |       |
|--------------|---|---|-----|-------|
| Boston       | 1 | 1 | 0   | 1.000 |
| Calgary      | 1 | 1 | 0   | 1.000 |
| Colorado     | 1 | 1 | 0   | 1.000 |
| Dallas       | 1 | 1 | 0   | 1.000 |
| Florida      | 1 | 1 | 0   | 1.000 |
| Los Angeles  | 1 | 1 | 0   | 1.000 |
| Minnesota    | 1 | 1 | 0   | 1.000 |
| Montreal     | 1 | 1 | 0   | 1.000 |
| Phoenix      | 1 | 1 | 0   | 1.000 |
| St. Louis    | 1 | 1 | 0   | 1.000 |
| Ottawa       | 2 | 1 | 1   | .500  |
| Philadelphia | 2 | 1 | 1   | .500  |
| New Jersey   | 1 | 0 | 1   | .000  |
| Washington   | 1 | 0 | 1   | .000  |
| Winnipeg     | 1 | 0 | 1   | .000  |

### GOALTENDERS VS. NSH

| GP                    | W | L | PCT |       |
|-----------------------|---|---|-----|-------|
| Craig Anderson (OTT)  | 1 | 1 | 0   | 1.000 |
| Reto Berra (CGY)      | 1 | 1 | 0   | 1.000 |
| Brian Elliott (STL)   | 1 | 1 | 0   | 1.000 |
| Thomas Greiss (PHX)   | 1 | 1 | 0   | 1.000 |
| Darcy Kuemper (MIN)   | 1 | 1 | 0   | 1.000 |
| Carey Price (MTL)     | 1 | 1 | 0   | 1.000 |
| Jonathan Quick (L.A.) | 1 | 1 | 0   | 1.000 |
| Niklas Svedberg (BOS) | 1 | 1 | 0   | 1.000 |
| Tim Thomas (FLA)      | 1 | 1 | 0   | 1.000 |
| Semyon Varlamov (COL) | 1 | 1 | 0   | 1.000 |
| Steve Mason (PHI)     | 2 | 1 | 1   | .500  |
| Jaroslav Halak (WSH)  | 1 | 0 | 1   | .000  |
| Robin Lehner (OTT)    | 1 | 0 | 1   | .000  |
| Ondrej Pavelec (WPG)  | 1 | 0 | 1   | .000  |
| Cory Schneider (N.J.) | 1 | 0 | 1   | .000  |

## MISCELLANEOUS STATISTICS

## PREDATORS' HAT TRICKS

| NO. | DATE    | PLAYER       | SCORE                         | GOALTENDER                 |
|-----|---------|--------------|-------------------------------|----------------------------|
| 22  | 1/24/14 | Eric Nystrom | Nashville 4 at Calgary 5 (SO) | Karri Ramo (3), Reto Berra |

## OPPONENTS' HAT TRICKS

| NO. | DATE    | PLAYER       | SCORE                     | GOALTENDER                   |
|-----|---------|--------------|---------------------------|------------------------------|
| 32  | 12/5/13 | Jeff Skinner | Carolina 5 at Nashville 2 | Marek Mazanec (2), Empty Net |

## PREDATORS' SHUTOUTS

| NO. | DATE     | GOALTENDER    | SAVES | SCORE                     |
|-----|----------|---------------|-------|---------------------------|
| 85  | 11/19/13 | Marek Mazanec | 27    | Nashville 2 at Detroit 0  |
| 86  | 11/27/13 | Marek Mazanec | 19    | Nashville 4 at Columbus 0 |
| 87  | 3/23/14  | Pekka Rinne   | 29    | Nashville 2 at Chicago 0  |
| 88  | 4/5/14   | Carter Hutton | 35    | Nashville 3 at San Jose 0 |
| 89  | 4/10/14  | Pekka Rinne   | 29    | Phoenix 0 at Nashville 2  |

## OPPONENTS' SHUTOUTS

| NO. | DATE     | GOALTENDER       | SAVES | SCORE                       |
|-----|----------|------------------|-------|-----------------------------|
| 89  | 10/10/13 | Jonathan Bernier | 36    | Toronto 4 at Nashville 0    |
| 90  | 10/22/13 | Josh Harding     | 16    | Nashville 0 at Minnesota 2  |
| 91  | 11/8/13  | Ondrej Pavelec   | 41    | Nashville 0 at Winnipeg 5   |
| 92  | 11/10/13 | Martin Brodeur   | 15    | Nashville 0 at New Jersey 5 |
| 93  | 11/23/13 | Cam Talbot       | 17    | NY Rangers 2 at Nashville 0 |
| 94  | 11/28/13 | Ilya Bryzgalov   | 33    | Edmonton 3 at Nashville 0   |
| 95  | 1/12/14  | Darcy Kuemper    | 23    | Minnesota 4 at Nashville 0  |
| 96  | 3/8/14   | Sergei Bobrovsky | 28    | Columbus 1 at Nashville 0   |
| 97  | 3/19/14  | Eddie Lack       | 30    | Nashville 0 at Vancouver 2  |

## PREDATORS' PENALTY SHOTS (9 GOALS, 18 STOPS ALL TIME)

| NO. | DATE    | PLAYER          | GOALTENDER     | SCORE                        | RESULT  |
|-----|---------|-----------------|----------------|------------------------------|---------|
| 26  | 10/8/13 | Eric Nystrom    | Josh Harding   | Minnesota 2 at Nashville 3   | GOAL    |
| 27  | 1/11/14 | Viktor Stalberg | Craig Anderson | Ottawa 2 at Nashville 1 (SO) | NO GOAL |

## OPPONENTS' PENALTY SHOTS (14 GOALS, 18 STOPS ALL TIME)

| NO. | DATE     | PLAYER          | GOALTENDER    | SCORE                      | RESULT  |
|-----|----------|-----------------|---------------|----------------------------|---------|
| 30  | 10/10/13 | Carl Gunnarsson | Pekka Rinne   | Toronto 4 at Nashville 0   | NO GOAL |
| 31  | 12/27/13 | Antoine Roussel | Carter Hutton | Nashville 1 at Dallas 4    | NO GOAL |
| 32  | 3/6/14   | Alex Steen      | Pekka Rinne   | St. Louis 2 at Nashville 1 | NO GOAL |

\* Note: "No." column indicates the number in franchise history.



## SHOOTOUT RESULTS

### OCTOBER 17, 2013 VS. LOS ANGELES

| Team | Shooter  | Goaltender | Result | SO Score |
|------|----------|------------|--------|----------|
| NSH  | Smith    | Quick      | M      | 0-0      |
| L.A. | Richards | Rinne      | S      | 0-0      |
| NSH  | Forsberg | Quick      | M      | 0-0      |
| L.A. | Carter   | Rinne      | S      | 0-0      |
| NSH  | Cullen   | Quick      | S      | 0-0      |
| L.A. | Kopitar  | Rinne      | G      | 0-1      |

(Los Angeles wins shootout, 1-0)

### OCTOBER 31, 2013 AT PHOENIX

| Team | Shooter       | Goaltender | Result | SO Score |
|------|---------------|------------|--------|----------|
| PHX  | Ribeiro       | Hutton     | M      | 0-0      |
| NSH  | Smith         | Greiss     | S      | 0-0      |
| PHX  | Vrbata        | Hutton     | S      | 0-0      |
| NSH  | Cullen        | Greiss     | S      | 0-0      |
| PHX  | Ekman-Larsson | Hutton     | S      | 0-0      |
| NSH  | Fisher        | Greiss     | M      | 0-0      |
| PHX  | Rundblad      | Hutton     | S      | 0-0      |
| NSH  | Bourque       | Greiss     | M      | 0-0      |
| PHX  | Boedker       | Hutton     | G      | 0-1      |
| NSH  | Legwand       | Greiss     | S      | 0-1      |

(Phoenix wins shootout, 1-0)

### NOVEMBER 30, 2013 VS. PHILADELPHIA

| Team | Shooter    | Goaltender | Result | SO Score |
|------|------------|------------|--------|----------|
| NSH  | Smith      | Mason      | M      | 0-0      |
| PHI  | Lecavalier | Mazanec    | G      | 0-1      |
| NSH  | Hendricks  | Mason      | S      | 0-1      |
| PHI  | Giroux     | Mazanec    | S      | 0-1      |
| NSH  | Cullen     | Mason      | M      | 0-1      |

(Philadelphia wins shootout, 1-0)

### JANUARY 4, 2014 AT FLORIDA

| Team | Shooter   | Goaltender | Result | SO Score |
|------|-----------|------------|--------|----------|
| NSH  | Smith     | Thomas     | M      | 0-0      |
| FLA  | Barkov    | Mazanec    | S      | 0-0      |
| NSH  | Legwand   | Thomas     | G      | 0-1      |
| FLA  | Huberdeau | Mazanec    | G      | 1-1      |
| NSH  | Wilson    | Thomas     | S      | 1-1      |
| FLA  | Boyes     | Mazanec    | S      | 1-1      |
| NSH  | Hendricks | Thomas     | M      | 1-1      |
| FLA  | Bjardstad | Mazanec    | S      | 1-1      |
| NSH  | Hornqvist | Thomas     | S      | 1-1      |
| FLA  | Kulikov   | Mazanec    | S      | 1-1      |
| NSH  | Bourque   | Thomas     | M      | 1-1      |
| FLA  | Kopecny   | Mazanec    | G      | 1-2      |

(Florida wins shootout, 2-1)

### JANUARY 11, 2014 VS. OTTAWA

| Team | Shooter   | Goaltender | Result | SO Score |
|------|-----------|------------|--------|----------|
| NSH  | Smith     | Anderson   | M      | 0-0      |
| OTT  | Zibanejad | Mazanec    | G      | 0-1      |
| NSH  | Legwand   | Anderson   | S      | 0-1      |
| OTT  | Spezza    | Mazanec    | S      | 0-2      |

(Ottawa wins shootout, 2-0)

### JANUARY 16, 2014 AT PHILADELPHIA

| Team | Shooter    | Goaltender | Result | SO Score |
|------|------------|------------|--------|----------|
| PHI  | Lecavalier | Hutton     | S      | 0-0      |
| NSH  | Smith      | Mason      | S      | 0-0      |
| PHI  | Giroux     | Hutton     | S      | 0-0      |
| NSH  | Legwand    | Mason      | S      | 0-0      |
| PHI  | Raffl      | Hutton     | S      | 0-0      |
| NSH  | Jones      | Mason      | M      | 0-0      |
| PHI  | Read       | Hutton     | S      | 0-0      |
| NSH  | Bourque    | Mason      | S      | 0-0      |
| PHI  | B. Schenn  | Hutton     | G      | 0-1      |
| NSH  | Cullen     | Mason      | G      | 1-1      |
| PHI  | Couturier  | Hutton     | G      | 1-2      |
| NSH  | Ellis      | Mason      | G      | 2-2      |
| PHI  | Simmonds   | Hutton     | S      | 2-2      |
| NSH  | Josi       | Mason      | G      | 3-2      |

(Nashville wins shootout, 3-2).

### JANUARY 24, 2014 AT CALGARY

| Team | Shooter   | Goaltender | Result | SO Score |
|------|-----------|------------|--------|----------|
| CGY  | Colborne  | Dubnyk     | S      | 0-0      |
| NSH  | Cullen    | Berra      | S      | 0-0      |
| CGY  | Hudler    | Dubnyk     | G      | 0-1      |
| NSH  | Legwand   | Berra      | M      | 0-1      |
| CGY  | Stempniak | Dubnyk     | S      | 0-1      |
| NSH  | Josi      | Berra      | G      | 1-1      |
| CGY  | Monahan   | Dubnyk     | G      | 1-2      |
| NSH  | Ellis     | Berra      | S      | 1-2      |

(Calgary wins shootout, 2-1)

### FEBRUARY 1, 2014 AT ST. LOUIS

| Team | Shooter     | Goaltender | Result | SO Score |
|------|-------------|------------|--------|----------|
| STL  | Oshie       | Hutton     | G      | 0-1      |
| NSH  | Beck        | Elliott    | S      | 0-1      |
| STL  | Steen       | Hutton     | S      | 0-1      |
| NSH  | Ellis       | Elliott    | G      | 1-1      |
| STL  | Shattenkirk | Hutton     | S      | 1-1      |
| NSH  | Josi        | Elliott    | M      | 1-1      |
| STL  | Tarasenko   | Hutton     | G      | 1-2      |
| NSH  | Ekhholm     | Elliott    | M      | 1-2      |

(St. Louis wins shootout, 2-1)

### MARCH 25, 2014 VS. COLORADO

| Team | Shooter   | Goaltender | Result | SO Score |
|------|-----------|------------|--------|----------|
| NSH  | Jarnkrok  | Varlamov   | G      | 1-0      |
| COL  | Duchene   | Rinne      | S      | 1-0      |
| NSH  | Ellis     | Varlamov   | S      | 1-0      |
| COL  | O'Reilly  | Rinne      | G      | 1-1      |
| NSH  | Josi      | Varlamov   | S      | 1-1      |
| COL  | Landeslog | Rinne      | G      | 1-2      |

(Colorado wins shootout, 2-1)

### MARCH 30, 2014 VS. WASHINGTON

| Team | Shooter   | Goaltender | Result | SO Score |
|------|-----------|------------|--------|----------|
| NSH  | Jarnkrok  | Varlamov   | S      | 0-0      |
| WSH  | Kuznetsov | Hutton     | M      | 0-0      |
| NSH  | Smith     | Varlamov   | G      | 1-0      |
| WSH  | Grabovski | Hutton     | S      | 1-0      |
| NSH  | Josi      | Varlamov   | S      | 1-0      |
| WSH  | Backstrom | Hutton     | S      | 1-0      |

(Nashville wins shootout, 1-0)

### APRIL 8, 2014 AT DALLAS

| Team | Shooter     | Goaltender | Result | SO Score |
|------|-------------|------------|--------|----------|
| NSH  | Jarnkrok    | Lehtonen   | S      | 0-0      |
| DAL  | Jordie Benn | Rinne      | M      | 0-0      |
| NSH  | Smith       | Lehtonen   | S      | 0-0      |
| DAL  | Jamie Benn  | Rinne      | S      | 0-0      |
| NSH  | Josi        | Lehtonen   | G      | 1-0      |
| DAL  | Fiddler     | Rinne      | G      | 1-1      |
| NSH  | Cullen      | Lehtonen   | S      | 1-1      |
| DAL  | Seguin      | Rinne      | G      | 1-2      |

(Dallas wins shootout, 2-1)

\* Italics denote shootout - deciding goals



## SHOOTOUT RESULTS

### NASHVILLE SHOOTERS

| Player             | Goals    | Attempts  | %             | GDC      |
|--------------------|----------|-----------|---------------|----------|
| Josi               | 3        | 6         | 50.00%        | 1        |
| Ellis              | 2        | 4         | 50.00%        | 0        |
| Jarnkrok           | 1        | 3         | 33.33%        | 0        |
| Legwand            | 1        | 5         | 20.00%        | 0        |
| Cullen             | 1        | 6         | 16.67%        | 0        |
| Smith              | 1        | 8         | 12.50%        | 1        |
| Beck               | 0        | 1         | 0.00%         | 0        |
| Ekholf             | 0        | 1         | 0.00%         | 0        |
| Fisher             | 0        | 1         | 0.00%         | 0        |
| Forsberg           | 0        | 1         | 0.00%         | 0        |
| Hornqvist          | 0        | 1         | 0.00%         | 0        |
| Jones              | 0        | 1         | 0.00%         | 0        |
| Wilson             | 0        | 1         | 0.00%         | 0        |
| Hendricks          | 0        | 2         | 0.00%         | 0        |
| Bourque            | 0        | 3         | 0.00%         | 0        |
| <b>TEAM TOTALS</b> | <b>9</b> | <b>44</b> | <b>20.45%</b> | <b>2</b> |

### OPPOSING SHOOTERS


| Player              | Goals     | Attempts  | %             | GDC      |
|---------------------|-----------|-----------|---------------|----------|
| Boedker (PHX)       | 1         | 1         | 100.00%       | 1        |
| Couturier (PHI)     | 1         | 1         | 100.00%       | 0        |
| Fiddler (DAL)       | 1         | 1         | 100.00%       | 0        |
| Huberdeau (FLA)     | 1         | 1         | 100.00%       | 0        |
| Hudler (CGY)        | 1         | 1         | 100.00%       | 0        |
| Kopecky (FLA)       | 1         | 1         | 100.00%       | 1        |
| Kopitar (L.A.)      | 1         | 1         | 100.00%       | 1        |
| Landeskog (COL)     | 1         | 1         | 100.00%       | 1        |
| Monahan (CGY)       | 1         | 1         | 100.00%       | 1        |
| O'Reilly (COL)      | 1         | 1         | 100.00%       | 0        |
| Oshie (STL)         | 1         | 1         | 100.00%       | 0        |
| Schenn (PHI)        | 1         | 1         | 100.00%       | 0        |
| Seguin (DAL)        | 1         | 1         | 100.00%       | 1        |
| Spezza (OTT)        | 1         | 1         | 100.00%       | 0        |
| Tarasenko (STL)     | 1         | 1         | 100.00%       | 1        |
| Zibanejad (OTT)     | 1         | 1         | 100.00%       | 1        |
| Lecavalier (PHI)    | 1         | 2         | 50.00%        | 1        |
| Backstrom (WSH)     | 0         | 1         | 0.00%         | 0        |
| Barkov (FLA)        | 0         | 1         | 0.00%         | 0        |
| Jamie Benn (DAL)    | 0         | 1         | 0.00%         | 0        |
| Jordie Benn (DAL)   | 0         | 1         | 0.00%         | 0        |
| Bjugstad (FLA)      | 0         | 1         | 0.00%         | 0        |
| Boyes (FLA)         | 0         | 1         | 0.00%         | 0        |
| Carter (L.A.)       | 0         | 1         | 0.00%         | 0        |
| Colborne (CGY)      | 0         | 1         | 0.00%         | 0        |
| Duchene (COL)       | 0         | 1         | 0.00%         | 0        |
| Ekman-Larsson (PHX) | 0         | 1         | 0.00%         | 0        |
| Grabovski (WSH)     | 0         | 1         | 0.00%         | 0        |
| Kulikov (FLA)       | 0         | 1         | 0.00%         | 0        |
| Kuznetsov (WSH)     | 0         | 1         | 0.00%         | 0        |
| Raffi (PHI)         | 0         | 1         | 0.00%         | 0        |
| Read (PHI)          | 0         | 1         | 0.00%         | 0        |
| Ribeiro (PHX)       | 0         | 1         | 0.00%         | 0        |
| Richards (L.A.)     | 0         | 1         | 0.00%         | 0        |
| Rundblad (PHX)      | 0         | 1         | 0.00%         | 0        |
| Shattenkirk (STL)   | 0         | 1         | 0.00%         | 0        |
| Simmonds (PHI)      | 0         | 1         | 0.00%         | 0        |
| Steen (STL)         | 0         | 1         | 0.00%         | 0        |
| Stempniak (CGY)     | 0         | 1         | 0.00%         | 0        |
| Vrbata (PHX)        | 0         | 1         | 0.00%         | 0        |
| Giroux (PHI)        | 0         | 2         | 0.00%         | 0        |
| <b>TEAM TOTALS</b>  | <b>17</b> | <b>43</b> | <b>39.53%</b> | <b>9</b> |

### NASHVILLE GOALTENDERS

| Goalie             | Goals     | Attempts  | %             | W-L        |
|--------------------|-----------|-----------|---------------|------------|
| Hutton             | 5         | 19        | 73.68%        | 2-2        |
| Rinne              | 5         | 10        | 50.00%        | 0-3        |
| Dubnyk             | 2         | 4         | 50.00%        | 0-1        |
| Mazanec            | 5         | 10        | 50.00%        | 0-3        |
| <b>TEAM TOTALS</b> | <b>17</b> | <b>43</b> | <b>60.47%</b> | <b>2-9</b> |

### OPPOSING GOALTENDERS

| Goalie             | Goals    | Attempts  | %             | W-L        |
|--------------------|----------|-----------|---------------|------------|
| Greiss (PHX)       | 0        | 5         | 100.00%       | 1-0        |
| Quick (L.A.)       | 0        | 3         | 100.00%       | 1-0        |
| Anderson (OTT)     | 0        | 2         | 100.00%       | 1-0        |
| Thomas (FLA)       | 1        | 6         | 83.33%        | 1-0        |
| Berra (CGY)        | 1        | 4         | 75.00%        | 1-0        |
| Elliott (STL)      | 1        | 4         | 75.00%        | 1-0        |
| Lehtonen (DAL)     | 1        | 4         | 75.00%        | 1-0        |
| Mason (PHI)        | 3        | 10        | 70.00%        | 1-1        |
| Halak (WSH)        | 1        | 3         | 66.67%        | 1-0        |
| Variamov (COL)     | 1        | 3         | 66.67%        | 1-0        |
| <b>OPP. TOTALS</b> | <b>9</b> | <b>44</b> | <b>79.55%</b> | <b>9-2</b> |



PLAYER GAME-BY-GAME

|        |         | JONES             | ELLIS             | DEL ZOTTO     | WEBER             | CULLEN            | KLEIN             |
|--------|---------|-------------------|-------------------|---------------|-------------------|-------------------|-------------------|
| DATE   | OPP.    | #3                | #4                | #5            | #6                | #7                | #8                |
| 3-Oct  | @ STL   | 0-0 3/2 18:35     | DND               |               | 0-0 1/1 2:59      | 0-0 2/1 1:16:16   | 0-0 1/1 16:19     |
| 4-Oct  | @ COL   | 0-0 1/1 25:46     | DND               |               | 0-0 2/1 2:32      | 0-0 0/0 18:44     | 0-0 0/1 19:37     |
| 8-Oct  | Vs MIN  | 0-1 2/0 25:02     | 0-0 0/0 14:36     |               | 0-0 1/0 23:26     | 0-0 1/0 17:40     | 0-0 1/0 21:52     |
| 10-Oct | Vs TOR  | 0-0 5/2 26:29     | 0-0 2/0 15:20     |               | 0-0 3/2 25:56     | 0-0 1/0 17:40     | 0-0 3/0 18:06     |
| 12-Oct | Vs NYI  | 1-0 3/1 21:40     | 1-0 1/1 12:48     |               | 0-1 1/1 23:31     | 0-1 0/1 14:28     | 0-0 3/1 22:33     |
| 15-Oct | Vs FLA  | 0-1 2/2 20:40     | 0-0 1/1 15:44     |               | 1-1 2/2 23:05     | 0-0 3/1 13:57     | 0-0 0/1 24:11     |
| 17-Oct | Vs LA   | 0-0 1/0 28:14     | 0-0 2/1 15:01     |               | 0-0 4/0 30:23     | 1-0 1/1 17:52     | 0-0 2/1 19:40     |
| 19-Oct | @ MTL   | 1-0 (W) 1/1 27:29 | 0-0 3/0 11:34     |               | 1-0 3/1 28:43     | 0-0 2/0 16:49     | 0-0 3/1 21:04     |
| 20-Oct | @ WPG   | 0-0 2/0 26:23     | 0-0 0/2 10:37     |               | 0-0 4/0 27:26     | 1-0 4/1 14:11     | 0-0 1/0 22:16     |
| 22-Oct | @ MIN   | 0-0 0/1 23:32     | 0-0 1/1 15:17     |               | 0-0 2/1 25:24     | 0-0 1/1 17:53     | 0-0 0/0 20:43     |
| 24-Oct | Vs WPG  | 0-1 1/1 28:13     | 0-0 0/0 13:58     |               | 1-0 3/1 31:43     | 0-0 3/1 18:36     | 0-0 3/1 21:10     |
| 26-Oct | Vs STL  | 0-0 2/1 24:25     | 0-0 2/3 14:58     |               | 0-0 0/1 25:25     | 0-0 1/1 16:41     | 0-0 2/1 19:25     |
| 31-Oct | @ PHX   | 0-1 3/0 30:19     | 0-0 2/0 13:29     |               | 0-1 3/1 29:01     | 0-0 3/3 14:08     | 0-0 0/0 18:54     |
| 2-Nov  | @ LA    | 0-1 0/0 24:46     | 0-0 0/0 10:55     |               | 1-0 2/1 26:01     | 0-0 1/1 17:41     | 0-0 0/1 23:30     |
| 6-Nov  | @ COL   | 0-0 0/2 26:23     | 0-2 2/2 11:52     |               | 0-0 2/2 29:25     | 0-0 1/0 14:53     | 0-0 2/0 19:37     |
| 8-Nov  | @ WPG   | 0-0 0/1 16:44     | 0-0 2/1 15:21     |               | 0-0 2/1 32:49     | 0-0 2/1 26:21     | 0-0 0/2 19:54     |
| 10-Nov | @ NJ    | 0-0 0/2 24:43     | 0-0 1/1 13:23     |               | 0-0 0/2 25:42     | 0-0 1/1 14:26     | 0-0 1/1 19:22     |
| 12-Nov | @ NYI   | 0-0 0/1 24:19     | 0-0 2/0 9:19      |               | 0-1 0/0 26:49     | 0-0 2/1 14:14     | 0-0 2/0 23:26     |
| 15-Nov | @ PIT   | 0-0 0/1 17:53     | 0-0 0/1 9:01      |               | 0-0 1/0 27:19     | 0-0 1/1 14:41     | 0-1 0/1 21:47     |
| 16-Nov | Vs CHI  | 0-1 0/0 19:57     | 0-1 2/4 15:25     |               | 1-1 1/0 23:28     | 1-1 1/1 15:01     | 0-0 1/1 21:04     |
| 19-Nov | @ DET   | 0-0 3/0 22:23     | 0-0 2/0 13:17     |               | 1-0 (W) 3/1 28:53 | 0-0 0/0 13:48     | 0-0 1/0 18:30     |
| 21-Nov | @ TOR   | 1-0 3/1 21:13     | 0-0 1/1 12:39     |               | 0-0 1/0 28:57     | 1-3 3/2 14:06     | 0-0 0/1 20:50     |
| 23-Nov | Vs NYR  | 0-0 1/1 19:46     | 0-0 1/0 13:08     |               | 0-0 3/1 27:49     | 0-0 1/0 15:43     | 0-0 1/1 18:12     |
| 25-Nov | Vs PHX  | 0-0 1/1 22:29     | 0-0 0/1 10:15     |               | 1-0 4/2 26:50     | 0-1 2/1 13:40     | 0-0 1/1 21:40     |
| 27-Nov | @ CBJ   | 0-0 1/0 18:47     | 0-2 1/3 18:12     |               | 0-0 0/0 22:55     | 1-1 (W) 2/2 14:24 | 0-0 0/3 16:39     |
| 28-Nov | Vs EDM  | 0-0 3/1 23:16     | 0-0 1/1 15:18     |               | 0-0 5/1 15:53     | 0-0 4/0 16:37     | 0-0 1/1 19:58     |
| 30-Nov | Vs PHI  | 0-0 3/1 30:46     | 0-1 3/1 17:55     |               | INJ               | 0-0 5/1 16:24     | INJ               |
| 3-Dec  | Vs VAN  | 0-0 2/0 29:40     | 0-0 0/1 13:32     |               | INJ               | 0-0 1/1 14:48     | INJ               |
| 5-Dec  | Vs CAR  | 0-1 1/1 24:40     | 0-0 2/0 17:18     |               | INJ               | 0-0 1/0 15:19     | 0-0 0/1 18:46     |
| 7-Dec  | @ WSH   | 0-0 1/1 12:42     | 0-0 0/2 12:11     |               | 0-1 3/0 26:01     | 0-0 2/1 14:56     | 0-0 5/0 21:10     |
| 10-Dec | @ NYR   | 0-0 1/1 9:29      | 0-0 0/1 11:28     |               | 0-0 2/1 30:25     | 0-0 2/0 13:56     | 0-0 1/0 18:26     |
| 12-Dec | Vs DAL  | 0-0 0/1 11:00     | 0-0 2/1 10:30     |               | 0-2 4/1 26:45     | 0-0 1/0 11:53     | 0-0 1/0 23:09     |
| 14-Dec | Vs S.J. | 0-0 0/0 13:56     | 0-0 3/0 14:06     |               | 0-1 0/1 25:16     | 0-0 1/0 14:16     | 0-0 0/0 20:23     |
| 17-Dec | Vs CHI  | 0-0 2/0 11:56     | 0-0 1/0 15:43     |               | 1-0 4/1 28:31     | 0-0 1/0 15:42     | 0-0 1/0 14:17     |
| 19-Dec | @ TB    | 0-0 0/0 15:14     | 0-1 0/1 16:31     |               | 0-1 3/0 27:53     | 0-2 0/1 16:51     | 0-0 0/1 14:58     |
| 21-Dec | Vs MTL  | 0-0 0/1 17:49     | 0-0 3/1 18:36     |               | 1-1 3/1 29:40     | 0-1 3/1 15:00     | 0-0 1/1 21:44     |
| 23-Dec | Vs BOS  | 0-1 1/2 16:31     | 0-1 3/2 17:06     |               | 0-1 1/0 24:51     | 0-0 0/0 16:53     | 0-0 1/0 17:33     |
| 27-Dec | @ DAL   | 0-0 0/1 11:01     | 0-1 2/0 11:20     |               | 0-0 3/1 32:23     | 0-0 4/0 17:44     | 1-0 2/0 14:32     |
| 28-Dec | Vs LA   | 0-2 3/2 19:08     | 0-0 1/0 13:29     |               | 0-1 4/1 29:52     | 0-0 3/0 14:20     | 0-0 0/0 11:47     |
| 30-Dec | Vs DET  | 0-2 2/2 16:42     | 0-0 0/0 14:08     |               | 0-0 1/1 30:36     | 0-1 2/1 16:06     | 0-0 0/1 14:32     |
| 2-Jan  | @ BOS   | 0-0 1/1 18:50     | 0-0 0/1 14:51     |               | 1-1 1/1 27:31     | 0-0 2/2 13:07     | 0-0 0/1 14:09     |
| 4-Jan  | @ FLA   | 1-0 3/1 23:26     | 0-0 0/0 15:37     |               | 0-0 2/1 27:40     | 0-0 3/1 11:14     | 0-0 1/1 16:16     |
| 5-Jan  | @ CAR   | 0-0 3/0 19:43     | 0-0 0/0 18:00     |               | 0-1 5/2 24:36     | 0-0 0/0 11:48     | 0-0 2/0 14:52     |
| 7-Jan  | Vs S.J. | 0-0 1/1 21:07     | 0-0 5/0 13:43     |               | 0-2 3/1 24:06     | 0-0 0/0 9:29      | 0-0 1/0 18:27     |
| 9-Jan  | Vs ANA  | 0-0 1/1 21:46     | 0-0 2/3 18:54     |               | 0-0 4/2 24:27     | 0-2 2/2 17:16     | 0-0 0/3 15:10     |
| 11-Jan | Vs OTT  | 0-1 2/1 23:15     | 0-1 0/1 18:14     |               | 0-0 4/0 27:42     | 0-0 4/0 14:47     | 0-0 1/1 18:49     |
| 12-Jan | Vs MIN  | 0-0 2/2 18:46     | 0-0 0/2 16:43     |               | 0-0 2/1 27:35     | 0-0 3/0 11:03     | 0-0 0/1 13:00     |
| 14-Jan | Vs CGY  | 0-1 1/1 19:00     | 1-1 4/2 16:37     |               | 1-0 2/0 27:40     | 0-0 0/1 11:29     | 0-1 2/1 16:34     |
| 16-Jan | @ PHI   | 0-0 0/2 23:26     | 0-0 2/0 15:03     |               | 1-2 2/1 31:41     | 0-0 4/0 15:33     | INJ               |
| 18-Jan | Vs COL  | 0-0 2/3 19:45     | 1-1 2/0 17:24     |               | 0-0 3/2 27:51     | 0-0 2/0 17:04     | DND               |
| 20-Jan | Vs DAL  | 0-0 3/0 17:23     | 0-0 2/1 18:15     | From NYR 1/22 | 1-0 (W) 3/3 24:15 | 0-0 1/0 12:22     | 0-0 0/0 18:01     |
| 22-Jan | @ VAN   | 0-1 0/0 20:40     | 0-0 1/1 12:24     |               | 0-0 1/0 13:15     | 0-0 5/1 27:53     | 0-1 0/1 14:16     |
| 24-Jan | @ CGY   | 0-0 1/1 22:46     | 0-0 0/1 14:36     |               | 0-0 1/1 18:20     | 0-1 1/1 30:59     | To NYR 1/22       |
| 26-Jan | @ EDM   | 0-0 0/0 18:09     | 0-0 2/1 14:17     |               | 0-0 2/0 18:38     | 0-0 5/1 25:35     | 0-2 0/3 16:17     |
| 28-Jan | @ WPG   | 1-0 1/1 24:13     | 0-0 2/0 16:48     |               | 0-1 1/2 17:39     | 0-1 3/2 17:45     | INJ               |
| 31-Jan | Vs NJ   | 0-1 4/1 21:47     | 0-0 3/0 17:01     |               | 0-0 0/0 17:25     | 2-0 (W) 4/0 25:57 | INJ               |
| 1-Feb  | @ STL   | 0-0 1/2 19:38     | 0-0 2/0 15:32     |               | 0-0 2/1 20:23     | 0-0 1/2 26:34     | INJ               |
| 6-Feb  | @ MIN   | 0-0 0/1 21:54     | 0-0 0/1 12:40     |               | 0-0 0/1 16:17     | 0-0 2/0 29:32     | 0-0 0/0 17:36     |
| 8-Feb  | Vs ANA  | 0-0 4/1 19:47     | 0-0 4/0 16:34     |               | 0-0 1/1 14:41     | 0-0 4/2 27:47     | INJ               |
| 27-Feb | Vs TB   | 0-0 1/1 14:59     | 0-1 1/0 19:14     |               | 0-0 1/0 17:33     | 0-2 3/1 28:18     | 1-0 1/0 15:49     |
| 1-Mar  | Vs WPG  | 0-0 1/1 19:02     | 0-0 6/0 17:58     |               | 0-1 1/0 12:21     | 0-0 1/1 29:10     | 0-0 1/0 14:13     |
| 4-Mar  | Vs PIT  | 0-0 0/0 16:58     | 0-0 1/1 20:12     |               | 0-0 0/0 16:45     | 0-0 2/2 26:18     | 0-0 1/1 10:47     |
| 6-Mar  | Vs STL  | 0-0 2/1 17:05     | 0-0 3/1 17:40     |               | 0-0 2/1 17:35     | 0-0 1/1 25:52     | 0-0 0/0 18:03     |
| 8-Mar  | Vs CBJ  | 0-0 2/1 13:39     | 0-0 1/0 18:30     |               | 0-0 1/0 17:08     | 0-0 3/0 29:30     | 0-0 1/0 12:24     |
| 10-Mar | @ OTT   | 1-1 (W) 3/3 12:52 | 0-1 2/2 21:01     |               | 0-1 0/1 20:12     | 0-0 1/3 30:20     | 0-0 2/0 14:49     |
| 11-Mar | @ BUF   | 0-0 0/0 17:46     | 0-0 0/1 16:45     |               | 0-0 1/1 16:55     | 1-1 (W) 2/2 26:15 | 0-0 0/0 10:57     |
| 14-Mar | @ CHI   | 0-0 1/0 14:49     | 1-0 (W) 2/0 21:29 |               | 0-0 1/1 19:05     | 0-1 3/1 25:59     | 0-1 1/0 16:25     |
| 15-Mar | Vs STL  | 0-0 1/1 18:31     | 0-0 1/1 21:14     |               | 0-0 1/2 18:01     | 0-0 3/0 23:32     | 0-0 2/1 15:32     |
| 18-Mar | @ EDM   | 0-0 0/2 17:53     | 0-0 1/3 20:34     |               | 0-0 1/1 24:59     | 0-0 2/0 15:20     | 0-0 2/0 15:20     |
| 19-Mar | @ VAN   | 0-0 0/0 17:29     | 0-0 3/0 20:03     |               | DND               | 0-0 2/1 25:52     | 0-0 2/0 17:16     |
| 21-Mar | @ CGY   | 0-1 1/1 12:03     | 0-0 0/2 20:17     |               | 0-1 0/0 13:13     | 0-0 3/2 29:05     | 1-3 (W) 2/2 18:29 |
| 23-Mar | @ CHI   | 0-0 0/0 5:48      | 0-1 2/1 16:36     |               | DND               | 0-0 1/0 34:14     | 0-0 0/1 18:29     |
| 25-Mar | Vs COL  | INJ               | 0-2 1/0 22:06     |               | 0-0 0/1 18:20     | 0-0 5/2 26:46     | 2-0 5/1 20:01     |
| 27-Mar | Vs BUF  | INJ               | 0-0 3/0 21:45     |               | 0-0 2/1 15:53     | 2-0 6/3 23:48     | 0-1 3/1 17:39     |
| 28-Mar | @ DAL   | INJ               | 0-0 0/2 21:56     |               | 1-0 2/0 17:51     | 0-0 3/2 24:06     | 0-0 1/3 15:28     |
| 30-Mar | Vs WSH  | INJ               | 0-0 3/0 21:22     |               | 0-0 2/0 15:37     | 1-1 2/2 27:47     | 0-1 2/2 18:03     |
| 4-Apr  | @ ANA   | INJ               | 0-1 2/1 20:10     |               | 0-0 2/1 15:40     | 0-1 3/2 26:52     | 0-3 0/2 16:27     |
| 5-Apr  | @ S.J.  | 0-0 1/0 12:40     | 0-0 3/3 16:38     |               | DND               | 0-1 1/0 28:30     | 0-1 2/2 15:58     |
| 8-Apr  | @ DAL   | 0-0 0/1 14:12     | 0-0 0/0 21:17     |               | DND               | 0-1 1/1 28:57     | 0-0 2/0 20:48     |
| 10-Apr | Vs PHX  | 0-1 2/0 14:06     | 0-1 1/0 20:58     |               | DND               | 0-0 0/1 26:27     | 0-1 1/1 19:13     |
| 12-Apr | Vs CHI  | 0-0 0/0 17:11     | 1-0 4/3 18:20     |               | 0-0 1/0 13:08     | 1-1 5/1 29:12     | 1-1 4/1 15:47     |
| 13-Apr | @ MIN   | 0-0 0/1 18:22     | 1-1 3/1 18:45     |               | DND               | 1-0 2/1 24:30     | 0-0 1/1 18:12     |

PLAYER GAME-BY-GAME

| DATE   | OPP     | FORSBERG<br>#9 | LEGWAND<br>#11    | FISHER<br>#12     | SPALING<br>#13    | SMITH<br>#15      | CLUNE<br>#16     |
|--------|---------|----------------|-------------------|-------------------|-------------------|-------------------|------------------|
| 3-Oct  | @ STL   | INJ            | 1-0 1/0 13:54     | 1-0 3/1 17:20     | 0-1 1/1 14:14     | 0-0 1/1 18:14     | 0-0 1/0 11:20    |
| 4-Oct  | @ COL   | INJ            | 0-0 2/0 13:17     | 0-1 2/1 17:13     | 0-0 0/1 15:24     | 0-1 0/1 16:19     | 0-0 0/2 7:53     |
| 8-Oct  | Vs MIN  | 1-0 1/0 15:38  | 0-0 1/0 15:00     | 0-1 1/0 19:40     | INJ               | 0-0 2/0 12:32     | 0-0 0/0 4:52     |
| 10-Oct | Vs TOR  | 0-0 2/2 13:51  | 0-0 2/1 16:23     | 0-0 4/0 18:39     | 0-0 2/0 13:03     | 0-0 2/0 13:15     | 0-0 0/0 9:11     |
| 12-Oct | Vs NYI  | 0-0 1/1 12:15  | 0-1 0/1 16:07     | 0-0 2/2 17:05     | DND               | 0-1 3/1 12:21     | DND              |
| 15-Oct | Vs FLA  | 0-1 0/2 15:26  | 0-1 1/2 15:39     | 1-1 3/1 16:50     | DND               | 1-1 4/2 13:52     | DND              |
| 17-Oct | Vs LA   | 0-0 4/0 14:06  | 0-0 1/0 16:23     | 0-0 1/1 19:26     | DND               | 0-1 2/1 13:56     | DND              |
| 19-Oct | @ MTL   | 1-1 4/1 11:21  | 0-2 2/0 15:45     | INJ               | 0-0 1/0 12:09     | 0-0 4/0 14:55     | DND              |
| 20-Oct | @ WPG   | 0-0 1/0 12:46  | 0-0 1/0 18:05     | INJ               | 0-0 2/0 13:57     | 0-1 1/1 13:38     | DND              |
| 22-Oct | @ MIN   | DND            | 0-0 2/1 16:09     | INJ               | 0-0 1/0 17:12     | 0-0 5/1 16:46     | 0-0 1/0 6:36     |
| 24-Oct | Vs WPG  | 0-1 4/0 11:07  | 0-2 1/0 13:31     | 0-1 2/1 17:30     | 0-0 1/1 15:20     | 1-0 (W) 4/0 16:10 | DND              |
| 26-Oct | Vs STL  | 0-0 0/1 12:10  | 0-0 0/0 14:55     | 0-0 1/2 18:16     | 1-0 1/0 10:43     | 0-0 6/1 17:29     | DND              |
| 31-Oct | @ PHX   | DND            | 1-2 3/2 17:57     | 0-0 4/0 19:05     | 0-1 2/2 13:56     | 0-0 0/3 17:15     | DND              |
| 2-Nov  | @ LA    | 0-0 1/1 15:07  | 2-0 (W) 3/1 20:18 | 0-1 0/0 7:13      | 0-0 1/1 17:16     | 0-0 1/1 17:26     | 0-0 0/1 8:54     |
| 6-Nov  | @ COL   | 0-1 2/0 6:42   | 0-2 0/1 19:22     | INJ               | 0-0 0/0 19:58     | 1-0 2/1 12:44     | 0-0 0/0 10:07    |
| 8-Nov  | @ WPG   | MIL            | 0-0 1/1 15:48     | INJ               | 0-0 3/1 16:20     | 0-0 5/1 13:55     | 0-0 1/1 8:23     |
| 10-Nov | @ N.J.  | MIL            | 0-0 1/2 18:01     | INJ               | 0-0 0/0 14:38     | 0-0 2/1 13:07     | 0-0 0/1 19:54    |
| 12-Nov | @ NYI   | MIL            | 0-1 1/0 16:20     | INJ               | 0-1 1/1 17:53     | 0-0 3/0 11:22     | 0-0 0/0 5:35     |
| 15-Nov | @ PIT   | 0-0 0/0 9:48   | 0-0 3/1 16:00     | 0-0 2/0 17:59     | 0-0 1/0 17:43     | 0-0 1/1 14:30     | DND              |
| 16-Nov | Vs CHI  | INJ            | 0-2 3/0 17:36     | 1-0 3/0 17:43     | 1-0 1/1 16:29     | 1-2 2/2 14:25     | 0-0 0/0 7:22     |
| 19-Nov | @ DET   | INJ            | 0-1 2/1 17:34     | 0-0 4/0 21:03     | 0-0 0/0 16:23     | 0-0 0/0 15:59     | 0-0 0/0 5:49     |
| 21-Nov | @ TOR   | INJ            | 0-0 1/1 17:41     | 0-0 0/0 19:23     | 0-1 1/1 13:06     | 2-1 (W) 4/2 13:42 | 0-0 1/1 7:51     |
| 23-Nov | Vs NYR  | INJ            | 0-0 2/1 17:20     | 0-0 1/0 18:29     | 0-0 1/0 15:08     | 0-0 1/0 19:09     | DND              |
| 25-Nov | Vs PHX  | INJ            | 1-0 2/1 12:27     | 1-0 2/2 19:48     | 1-0 1/1 14:27     | 0-1 3/1 13:34     | 0-0 0/0 11:53    |
| 27-Nov | @ CBJ   | INJ            | 1-0 5/1 13:47     | 1-0 1/0 15:49     | 1-1 0/2 15:03     | 0-0 4/2 14:39     | 0-0 1/0 12:36    |
| 28-Nov | Vs EDM  | INJ            | 0-0 2/1 2:43:33   | 0-0 5/1 17:45     | 0-0 2/0 15:59     | 0-0 0/0 15:26     | 0-0 0/0 8:50     |
| 30-Nov | Vs PHI  | INJ            | 0-0 1/0 19:20     | 1-0 2/2 25:46     | 0-0 1/2 13:02     | 0-0 1/1 13:54     | DND              |
| 3-Dec  | Vs VAN  | INJ            | 0-0 3/1 16:14     | 0-0 1/1 19:29     | 0-0 1/1 12:04     | 0-0 2/1 12:44     | DND              |
| 5-Dec  | Vs CAR  | INJ            | 0-0 0/0 15:52     | 1-0 3/2 19:21     | 0-1 1/1 14:20     | 0-0 2/1 15:16     | DND              |
| 7-Dec  | @ WSH   | INJ            | 0-0 1/2 16:35     | 0-0 0/1 18:42     | 0-0 1/0 14:23     | DND               | 0-0 0/0 9:24     |
| 10-Dec | @ NYR   | INJ            | 0-2 3/2 17:23     | 0-0 1/0 22:50     | 1-0 1/2 15:52     | INJ               | 1-1 (W) 2/1 6:59 |
| 12-Dec | Vs DAL  | INJ            | 1-1 (W) 16:33     | 0-0 1/1 19:40     | 0-0 3/0 17:40     | INJ               | 0-0 0/0 8:51     |
| 14-Dec | Vs S.J. | INJ            | 0-0 0/1 16:42     | 0-0 3/1 23:02     | 0-1 2/1 17:00     | 0-1 2/0 14:28     | 0-0 0/0 3:58     |
| 17-Dec | Vs CHI  | INJ            | 0-1 1/0 19:16     | 0-0 7/1 21:03     | 0-0 1/0 18:29     | 0-0 2/0 15:42     | 0-0 0/0 5:58     |
| 19-Dec | @ TB    | MIL            | 0-0 5/1 18:45     | 0-0 3/0 20:47     | 0-0 3/0 16:06     | 2-0 1/1 14:55     | 0-0 0/1 5:44     |
| 21-Dec | Vs MTL  | INJ            | 0-0 1/1 16:07     | 0-1 0/1 20:08     | 0-1 2/1 16:13     | 0-1 4/1 15:24     | 0-0 0/1 5:44     |
| 23-Dec | Vs BOS  | MIL            | 0-0 1/1 17:37     | 0-0 4/2 18:44     | 0-1 1/1 19:04     | 2-0 4/1 17:31     | DND              |
| 27-Dec | @ DAL   | MIL            | 0-0 0/0 16:13     | 0-0 7/2 19:29     | 0-0 1/1 17:03     | 0-0 0/1 16:42     | DND              |
| 28-Dec | Vs LA   | MIL            | 0-0 0/0 19:27     | 2-1 (W) 5/2 21:58 | 0-0 1/1 17:05     | 0-0 3/0 16:11     | DND              |
| 30-Dec | Vs DET  | MIL            | 0-0 2/1 20:52     | 1-2 2/2 17:40     | 1-0 2/1 17:01     | 1-1 3/2 19:03     | DND              |
| 2-Jan  | @ BOS   | MIL            | 0-0 3/0 13:47     | 0-2 6/1 20:10     | 0-0 0/0 13:12     | 0-0 6/0 15:25     | DND              |
| 4-Jan  | @ FLA   | MIL            | 0-1 3/0 16:16     | 1-0 4/1 20:11     | 0-1 2/0 17:50     | 1-0 3/0 17:47     | DND              |
| 5-Jan  | @ CAR   | MIL            | 0-0 1/1 18:22     | 0-1 1/0 18:55     | 0-0 2/1 16:08     | 0-0 1/1 17:32     | DND              |
| 7-Jan  | Vs S.J. | MIL            | 1-1 3/2 17:40     | 0-0 2/0 20:29     | 0-0 0/2 15:57     | 1-1 0/2 15:34     | 0-0 0/0 6:57     |
| 9-Jan  | Vs ANA  | MIL            | 0-0 1/0 18:08     | 0-0 2/1 3:09:09   | 0-0 1/0 18:11     | 1-1 3/2 19:00     | 1-0 2/1 6:59     |
| 11-Jan | Vs OTT  | MIL            | 0-0 1/0 18:59     | 1-0 4/0 18:45     | 0-0 2/1 18:08     | 0-0 4/0 19:54     | 0-0 0/0 12:07    |
| 12-Jan | Vs MIN  | MIL            | 0-0 0/1 15:34     | 0-0 1/0 19:18     | 0-0 0/2 15:48     | 0-0 0/3 17:12     | 0-0 2/1 10:21    |
| 14-Jan | Vs CGY  | MIL            | 0-3 0/2 15:05     | 0-0 4/1 21:22     | 0-1 2/1 13:25     | 1-0 (W) 4/1 15:10 | DND              |
| 16-Jan | @ PHI   | MIL            | 1-1 6/0 19:57     | 0-1 1/1 21:40     | 0-0 0/0 18:32     | 0-0 2/0 17:11     | 0-0 0/1 17:05    |
| 18-Jan | Vs COL  | MIL            | 0-1 2/1 17:49     | 0-1 3/2 18:50     | 0-1 2/1 17:01     | 1-0 4/1 17:58     | 0-0 1/0 8:08     |
| 20-Jan | Vs DAL  | MIL            | 0-1 1/1 19:11     | 1-0 4/1 14:21     | 1-0 1/1 19:30     | 0-0 0/1 18:26     | 0-0 0/0 9:13     |
| 23-Jan | @ VAN   | MIL            | 0-0 2/0 15:37     | 0-0 1/0 19:44     | 1-1 (W) 1/0 20:27 | 1-0 3/1 16:44     | 0-0 0/1 6:04     |
| 24-Jan | @ CGY   | MIL            | 0-0 4/0 18:47     | 0-0 0/0 18:41     | 0-0 0/1 19:48     | 0-0 4/0 18:31     | 0-0 0/1 8:20     |
| 26-Jan | @ EDM   | MIL            | 1-0 2/0 18:31     | 0-0 4/1 22:23     | 0-0 0/1 17:07     | 1-0 0/0 18:25     | 0-0 2/0 3:30     |
| 28-Jan | @ WPG   | MIL            | 0-1 4/0 18:23     | 1-0 (W) 5/1 17:58 | 1-0 2/1 20:19     | 0-2 2/1 15:53     | 0-0 0/0 9:31     |
| 31-Jan | Vs N.J. | MIL            | 0-1 2/1 22:32     | 0-0 3/1 20:04     | 0-0 3/1 18:18     | 0-0 1/1 21:21     | 0-0 0/0 6:47     |
| 1-Feb  | @ STL   | MIL            | 0-1 1/0 19:39     | 1-0 4/0 22:36     | INJ               | 0-1 3/1 19:48     | 0-0 1/1 8:29     |
| 6-Feb  | @ MIN   | MIL            | 0-0 3/1 18:41     | 0-0 1/1 19:59     | INJ               | 2-0 3/1 18:51     | 0-0 0/0 7:20     |
| 8-Feb  | Vs ANA  | MIL            | 0-1 1/0 19:17     | 1-1 1/2 20:00     | INJ               | 0-0 3/0 17:01     | 0-0 0/0 7:36     |
| 27-Feb | Vs TB   | MIL            | 0-0 0/1 18:55     | 0-1 1/0 22:16     | INJ               | 0-1 5/1 17:10     | 0-0 0/0 6:06     |
| 1-Mar  | Vs WPG  | MIL            | 0-0 3/0 21:26     | 0-1 4/0 22:01     | INJ               | 0-0 6/1 18:28     | 0-0 0/0 4:51     |
| 4-Mar  | Vs PIT  | MIL            | 0-0 2/1 18:01     | 0-1 2/1 20:03     | 0-1 2/1 14:24     | 0-0 1/1 16:30     | DND              |
| 6-Mar  | Vs STL  | MIL            | To DET 3/5        | 0-1 0/0 19:39     | 1-0 1/0 18:15     | 0-0 3/0 16:06     | 0-0 0/1 6:00     |
| 8-Mar  | Vs CBJ  | MIL            |                   | 0-0 4/0 19:43     | 0-0 0/0 19:12     | 0-0 1/1 16:19     | 0-0 0/0 9:16     |
| 10-Mar | @ OTT   | MIL            |                   | 0-0 5/0 23:53     | 1-0 3/1 18:51     | 1-0 5/3 19:27     | 0-0 1/0 9:46     |
| 11-Mar | @ BUF   | MIL            |                   | 0-1 2/1 20:38     | 1-1 1/1 16:31     | 1-1 7/2 19:09     | 0-0 0/0 12:54    |
| 14-Mar | @ CHI   | MIL            |                   | 1-0 2/0 23:29     | 0-0 1/0 20:25     | 0-0 2/0 16:26     | 0-0 0/0 5:23     |
| 15-Mar | Vs STL  | MIL            |                   | 0-0 2/0 21:20     | 0-0 0/2 14:02     | 0-0 5/1 15:02     | 0-0 2/1 1:29     |
| 18-Mar | @ EDM   | MIL            |                   | 0-0 0/1 19:27     | 0-0 1/2 14:07     | 0-0 1/1 17:38     | 0-0 0/1 9:59     |
| 19-Mar | @ VAN   | MIL            |                   | 0-0 2/1 19:33     | 0-0 5/1 16:51     | 0-0 0/0 22:08     | 0-0 0/0 6:09     |
| 21-Mar | @ CGY   | MIL            |                   | 0-1 1/0 22:00     | INJ               | 0-1 2/0 21:02     | 0-0 1/0 6:09     |
| 23-Mar | @ CHI   | 0-0 0/0 7:59   |                   | 1-0 (W) 3/1 21:47 | 0-0 0/0 17:19     | 0-0 2/1 15:45     | 0-0 1/0 8:25     |
| 25-Mar | Vs COL  | MIL            |                   | 0-1 0/1 22:14     | 0-0 1/3 16:46     | 0-1 2/2 17:49     | 0-0 0/0 9:28     |
| 27-Mar | Vs BUF  | MIL            |                   | 0-1 1/1 16:49     | 0-0 0/0 12:18     | 0-1 3/1 15:21     | 0-2 2/2 13:45    |
| 28-Mar | @ DAL   | MIL            |                   | 0-0 1/2 20:06     | 0-0 0/1 10:29     | 0-1 3/0 18:15     | 0-1 1/1 13:46    |
| 30-Mar | Vs WSH  | MIL            |                   | 0-2 1/2 23:11     | INJ               | 0-0 3/0 15:30     | 0-0 1/0 14:46    |
| 4-Apr  | @ ANA   | MIL            |                   | 2-1 (W) 2/3 20:15 | 0-0 2/1 17:28     | 0-0 2/0 17:04     | 0-0 0/1 6:39     |
| 5-Apr  | @ S.J.  | MIL            |                   | 0-0 3/1 19:55     | 0-1 1/1 14:15     | 0-0 0/0 15:26     | 0-0 0/0 9:33     |
| 8-Apr  | @ DAL   | MIL            |                   | 0-0 2/0 22:43     | 0-0 2/1 14:34     | 0-1 2/1 20:40     | 0-0 0/0 8:24     |
| 10-Apr | Vs PHX  | MIL            |                   | 0-1 1/1 22:18     | 0-0 0/0 10:10     | 1-0 (W) 5/0 16:55 | 0-0 1/0 8:42     |
| 12-Apr | Vs CHI  | MIL            |                   | 0-3 3/2 18:51     | 0-0 0/1 14:14     | 1-1 4/0 15:10     | 0-0 0/1 11:49    |
| 13-Apr | @ MIN   | MIL            |                   | 0-0 4/1 21:10     | 0-2 2/3 16:30     | 2-2 7/4 18:00     | 1-0 1/1 9:05     |

Skaters: Goals-Assists (Game-Winning) Shots (+/-) TOI DND: Did Not Dress DNP: Did Not Play INJ: Injured MIL: Milwaukee (AHL) SUS: Suspended

PLAYER GAME-BY-GAME

|        |         | EAVES | JARNKROK | MOSE | NYSTROM          | STALBERG         | HENDRICKS    |
|--------|---------|-------|----------|------|------------------|------------------|--------------|
| DATE   | OPP.    | #17   | #19      | #21  | #24              | #25              | #26          |
| 3-Oct  | @ STL   |       |          | MIL  | 0-1/3/1026       |                  | 0-0-2/113-40 |
| 4-Oct  | @ COL   |       |          | MIL  | 0-0-1/116-19     |                  | 0-0-1/212-05 |
| 8-Oct  | Vs MIN  |       |          | MIL  | 1-0 (W) 3/117-41 |                  | 0-0-0/012-59 |
| 10-Oct | Vs TOR  |       |          | MIL  | 0-0-1/215-29     |                  | 0-0-1/011-11 |
| 12-Oct | Vs NYI  |       |          | MIL  | 0-0-1/015-09     |                  | 0-0-2/013-50 |
| 15-Oct | Vs FLA  |       |          | MIL  | 0-0-4/218-50     | 0-0-1/210-07     | 0-0-1/015-34 |
| 17-Oct | Vs L.A. |       |          | MIL  | 0-0-1/014-04     | 0-0-0/010-09     | 0-0-2/014-37 |
| 19-Oct | @ MTL   |       |          | MIL  | 0-0-2/112-51     | 0-0-1/010-29     | 0-0-3/016-38 |
| 20-Oct | @ WPG   |       |          | MIL  | 1-0-3/112-46     | 0-0-2/010-07     | 0-0-0/013-27 |
| 22-Oct | @ MIN   |       |          | MIL  | 0-0-1/115-53     | 0-0-0/014-53     | 0-0-1/011-35 |
| 24-Oct | Vs WPG  |       |          | MIL  | 0-0-0/116-14     | DND              | 0-0-1/014-12 |
| 26-Oct | Vs STL  |       |          | MIL  | 0-0-2/015-47     | DND              | 0-0-1/110-17 |
| 31-Oct | @ PHX   |       |          | MIL  | 1-0-5/119-32     | 0-0-0/018-36     | 1-0-1/15-32  |
| 2-Nov  | @ L.A.  |       |          | MIL  | 1-0-3/210-37     | 0-0-1/011-50     |              |
| 6-Nov  | @ COL   |       |          | MIL  | 0-0-1/018-02     | 1-1-6/015-19     |              |
| 8-Nov  | @ WPG   |       |          | MIL  | 0-0-2/116-31     | 0-0-4/013-12     |              |
| 10-Nov | @ N.J.  |       |          | MIL  | 0-0-0/115-07     | 0-0-2/013-19     | 0-0-0/112-37 |
| 12-Nov | @ NYI   |       |          | MIL  | 0-0-3/117-08     | 0-0-2/116-01     | 0-0-1/014-00 |
| 15-Nov | @ PIT   |       |          | MIL  | 0-0-0/08-39      | 0-0-2/114-07     | DND          |
| 16-Nov | Vs CHI  |       |          | MIL  |                  | 1-0-2/111-27     | 0-0-1/014-10 |
| 19-Nov | @ DET   |       |          | MIL  |                  | 0-1/2/114-10     | 0-0-1/019-54 |
| 21-Nov | @ TOR   |       |          | MIL  |                  | 0-0-4/116-43     | 0-0-2/111-27 |
| 23-Nov | Vs NYR  |       |          | MIL  | 0-0-2/017-07     | 0-0-1/214-15     | 0-0-0/019-14 |
| 25-Nov | Vs PHX  |       |          | MIL  | 0-1/1119-40      | 0-1-2/112-46     | 0-0-0/113-31 |
| 27-Nov | @ CBJ   |       |          | MIL  | 0-0-2/015-30     | 0-1/3/12-52      | 0-0-2/016-23 |
| 28-Nov | Vs EDM  |       |          | MIL  | 0-0-2/016-16     | 0-0-1/112-34     | 0-0-2/111-21 |
| 30-Nov | Vs PHI  |       |          | MIL  | 0-0-1/112-26     | 0-0-3/111-22     | 0-0-1/010-18 |
| 3-Dec  | Vs VAN  |       |          | MIL  | 0-0-1/011-34     | 0-0-3/112-33     | 0-0-1/012-19 |
| 5-Dec  | Vs CAR  |       |          | MIL  | 0-0-0/19-59      | 1-0-3/012-45     | 0-0-1/011-07 |
| 7-Dec  | @ WSH   |       |          | MIL  | 1-0-2/116-23     | 0-1/4/116-02     | 0-0-2/010-42 |
| 10-Dec | @ NYR   |       |          | MIL  | 0-0-4/020-10     | 0-0-1/19-39      | 1-1-3/218-48 |
| 12-Dec | Vs DAL  |       |          | MIL  | 0-0-2/117-37     | 0-0-2/015-08     | 0-0-1/013-18 |
| 14-Dec | Vs S.J. |       |          | MIL  | 1-0/121-50       | 1-1 (W) 2/216-54 | 0-0-1/017-25 |
| 17-Dec | Vs CHI  |       |          | MIL  | 0-0-0/116-17     | 0-0-2/110-47     | 0-0-0/019-37 |
| 19-Dec | @ TB    |       |          | MIL  | 0-0-1/016-05     | 0-0-1/114-24     | 0-0-0/12-857 |
| 21-Dec | Vs MTL  |       |          | MIL  | 0-0-0/010-38     | 0-1/0/114-22     | 0-0-0/010-24 |
| 23-Dec | Vs BOS  |       |          | MIL  | 0-0-1/08-46      | 0-0-1/212-10     | 0-0-2/19-56  |
| 27-Dec | @ DAL   |       |          | MIL  | 0-0-2/219-31     | 0-0-1/112-22     | 0-0-3/19-59  |
| 28-Dec | Vs L.A. |       |          | MIL  | 0-0-1/19-27      | 0-0-1/012-11     | 0-0-0/06-52  |
| 30-Dec | Vs DET  |       |          | MIL  | 0-0-0/09-24      | 0-0-2/111-37     | 0-0-0/010-12 |
| 2-Jan  | @ BOS   |       |          | MIL  | 0-0-1/012-46     | 1-0-2/111-45     | 0-0-5/014-23 |
| 4-Jan  | @ FLA   |       |          | MIL  | 0-0-1/013-28     | 0-0-3/013-02     | 0-0-1/012-12 |
| 5-Jan  | @ CAR   |       |          | MIL  | 0-0-2/115-10     | 0-0-4/114-31     | 0-0-1/019-23 |
| 7-Jan  | Vs S.J. |       |          | MIL  | 0-0-1/114-01     | 0-0-1/012-08     | 0-0-1/112-27 |
| 9-Jan  | Vs ANA  |       |          | MIL  | 0-0-0/17-49      | 0-1/1/15-55      | 0-1/010-00   |
| 11-Jan | Vs OTT  |       |          | MIL  | 0-0-0/114-39     | 0-0-3/016-59     | 0-0-2/08-24  |
| 12-Jan | Vs MIN  |       |          | MIL  | 0-0-0/013-10     | 0-0-0/111-40     | 0-0-3/010-26 |
| 14-Jan | Vs CGY  |       |          | MIL  | 0-0-2/110-55     | 1-0-2/111-41     | 0-0-0/012-51 |
| 16-Jan | @ PHI   |       |          | MIL  | 1-0-4/118-18     | 0-0-1/017-00     | To EDM 1/15  |
| 18-Jan | Vs COL  |       |          | MIL  | 0-0-1/211-56     | 1-0-2/10-57      |              |
| 20-Jan | Vs DAL  |       |          | MIL  | 0-2/0/217-21     | 0-0-0/09-56      |              |
| 23-Jan | @ VAN   |       |          | MIL  | 0-0-2/112-46     | 0-0-3/07-25      |              |
| 24-Jan | @ CGY   |       |          | MIL  | 0-0-1/016-13     | 0-0-1/012-34     |              |
| 26-Jan | @ EDM   |       |          | MIL  | 0-0-0/213-23     |                  |              |
| 28-Jan | @ WPG   |       |          | MIL  | 0-0-0/112-48     |                  |              |
| 31-Jan | Vs N.J. |       |          | MIL  | 0-0-0/113-08     |                  |              |
| 1-Feb  | @ STL   |       |          |      | 0-0-0/010-21     |                  |              |
| 6-Feb  | @ MIN   |       |          |      | 0-0-0/010-94     |                  |              |
| 8-Feb  | Vs ANA  |       |          |      | 0-1-3/012-53     |                  |              |
| 27-Feb | Vs TB   |       |          |      | 0-0-1/08-22      |                  |              |
| 1-Mar  | Vs WPG  |       |          |      | 1-0-2/19-32      |                  |              |
| 4-Mar  | Vs PIT  |       |          |      | 0-0-1/19-35      |                  |              |
| 6-Mar  | Vs STL  |       |          |      | MIL              |                  |              |
| 8-Mar  | Vs CBJ  |       |          |      | MIL              |                  |              |
| 10-Mar | @ OTT   |       |          |      | MIL              |                  |              |
| 11-Mar | @ BUF   |       |          |      | MIL              |                  |              |
| 14-Mar | @ CHI   |       |          |      | MIL              |                  |              |
| 15-Mar | Vs STL  |       |          |      | MIL              |                  |              |
| 18-Mar | @ EDM   |       |          |      | MIL              |                  |              |
| 19-Mar | @ VAN   |       |          |      | MIL              |                  |              |
| 21-Mar | @ CGY   |       |          |      | MIL              |                  |              |
| 23-Mar | @ CHI   |       |          |      | MIL              |                  |              |
| 25-Mar | Vs COL  |       |          |      | MIL              |                  |              |
| 27-Mar | Vs BUF  |       |          |      | MIL              |                  |              |
| 28-Mar | @ DAL   |       |          |      | MIL              |                  |              |
| 30-Mar | Vs WSH  |       |          |      | MIL              |                  |              |
| 4-Apr  | @ ANA   |       |          |      | MIL              |                  |              |
| 5-Apr  | @ S.J.  |       |          |      | MIL              |                  |              |
| 8-Apr  | @ DAL   |       |          |      | MIL              |                  |              |
| 10-Apr | Vs PHX  |       |          |      | MIL              |                  |              |
| 12-Apr | Vs CHI  |       |          |      | MIL              |                  |              |
| 13-Apr | @ MIN   |       |          |      | MIL              |                  |              |

PLAYER GAME-BY-GAME

| DATE   | OPP     | HORNOVIST #27     | GAUSTAD #28   | VAN GUILDER #29 | WILSON #33        | BECK #41      | EKHOLM #42      |
|--------|---------|-------------------|---------------|-----------------|-------------------|---------------|-----------------|
| 3-Oct  | @ STL   | 0-1/4/14.01       | 0-0/0/14.43   | MIL             | 0-0/0/13.26       | MIL           | 0-0/1/2/15.16   |
| 4-Oct  | @ COL   | 0-0/5/12.23       | 1-0/2/0/14.41 | MIL             | 0-0/3/0/12.01     | MIL           | 0-0/1/2/20.09   |
| 8-Oct  | Vs MIN  | 0-1/3/0/15.14     | 0-0/2/0/17.09 | MIL             | 1-0/2/0/16.26     | MIL           | 0-0/1/0/21.44   |
| 10-Oct | Vs TOR  | 0-0/2/0/17.31     | 0-0/0/1/12.07 | MIL             | 0-0/2/0/17.43     | MIL           | 0-0/3/0/19.47   |
| 12-Oct | Vs NYI  | 1-0/4/0/15.18     | 0-0/2/1/15.34 | MIL             | 0-0/0/0/15.44     | MIL           | 0-0/0/1/21.18   |
| 15-Oct | Vs FLA  | 1-0 (W) 3/1/14.13 | 0-0/0/0/15.16 | MIL             | 0-1/0/14.34       | MIL           | 0-0/0/1/21.15   |
| 17-Oct | Vs LA   | 0-0/7/1/19.06     | 0-0/0/0/15.40 | MIL             | 0-0/2/1/16.58     | MIL           | 0-0/2/1/21.05   |
| 19-Oct | @ MTL   | 0-0/0/1/14.37     | 0-0/2/0/17.36 | MIL             | 0-1/2/1/14.09     | MIL           | 0-0/0/1/18.56   |
| 20-Oct | @ WPG   | 1-0 (W) 1/0/18.07 | 0-0/0/1/16.04 | MIL             | 0-1/1/16.57       | MIL           | 0-0/1/0/22.30   |
| 22-Oct | @ MIN   | 0-0/1/1/16.38     | 0-0/0/0/12.05 | MIL             | 0-0/0/1/15.35     | MIL           | 0-0/0/1/20.19   |
| 24-Oct | Vs WPG  | 1-0/4/1/15.00     | 0-0/0/0/14.38 | MIL             | 0-0/0/1/14.30     | MIL           | 0-0/2/1/21.57   |
| 26-Oct | Vs STL  | 0-0/1/2/17.49     | 0-0/2/1/12.53 | MIL             | 0-0/1/1/17.38     | MIL           | 0-1/1/1/19.41   |
| 31-Oct | @ PHX   | 0-1/1/1/17.30     | 1-0/4/1/15.20 | MIL             | 0-0/2/0/18.57     | MIL           | 0-1/2/0/13.05   |
| 2-Nov  | @ LA    | 0-3/0/2/17.18     | 0-0/0/0/15.48 | MIL             | 0-0/0/0/16.03     | MIL           | 0-1/2/1/21.07   |
| 6-Nov  | @ COL   | 0-0/1/1/18.17     | 1-0/1/0/13.50 | MIL             | 2-2 (W) 3/1/14.51 | MIL           | 0-1/1/3/13.19   |
| 8-Nov  | @ WPG   | 0-0/5/0/17.01     | 0-0/1/2/12.53 | MIL             | 0-0/2/1/16.52     | MIL           | 0-0/1/1/20.29   |
| 10-Nov | @ N.J.  | 0-0/4/1/18.51     | 0-0/1/2/13.46 | MIL             | 0-0/0/0/16.16     | DND           | 0-0/0/1/2/13.27 |
| 12-Nov | @ NYI   | 1-0/4/0/17.03     | 0-0/2/0/15.00 | MIL             | 0-0/3/1/16.53     | 0-0/1/0/11.45 | DND             |
| 15-Nov | @ PIT   | 0-0/4/1/17.05     | 0-0/0/1/12.11 | MIL             | 0-0/0/0/15.25     | MIL           | 0-0/0/1/2/20.30 |
| 16-Nov | Vs CHI  | 1-1 (W) 6/1/15.24 | 0-0/0/1/14.15 | MIL             | 0-0/1/1/12.51     | MIL           | DND             |
| 19-Nov | @ DET   | 0-0/3/0/18.00     | 0-0/0/0/13.16 | MIL             | 0-0/0/0/16.57     | MIL           | DND             |
| 21-Nov | @ TOR   | 0-0/3/0/15.41     | 0-0/0/1/11.19 | MIL             | 0-2/0/0/18.40     | MIL           | DND             |
| 23-Nov | Vs NYR  | 0-0/0/0/4.07      | 0-0/0/2/12.42 | MIL             | 0-0/0/0/18.26     | MIL           | DND             |
| 25-Nov | Vs PHX  | INJ               | 0-0/0/1/15.17 | MIL             | 0-1/2/1/16.19     | MIL           | DND             |
| 27-Nov | @ CBJ   | INJ               | 0-0/0/0/16.30 | MIL             | 0-0/2/0/14.40     | MIL           | DND             |
| 28-Nov | Vs EDM  | INJ               | 0-0/1/0/12.45 | MIL             | 0-0/0/1/16.24     | MIL           | DND             |
| 30-Nov | Vs PHI  | 0-1/2/1/22.47     | 0-0/1/0/10.06 | MIL             | 1-0/4/2/19.16     | MIL           | 0-0/1/1/15.04   |
| 3-Dec  | Vs VAN  | 0-1/3/1/17.56     | 0-0/0/0/13.30 | MIL             | 1-0/5/1/17.39     | MIL           | 0-0/3/0/17.16   |
| 5-Dec  | Vs CAR  | 0-0/2/2/16.44     | 0-0/0/0/11.35 | MIL             | 0-0/2/2/17.42     | MIL           | 0-0/0/0/14.52   |
| 7-Dec  | @ WSH   | 0-0/0/2/16.00     | 0-0/1/1/11.09 | MIL             | 0-0/3/1/14.15     | MIL           | DND             |
| 10-Dec | @ NYR   | 0-1/0/1/16.17     | 1-2/3/2/12.18 | MIL             | 0-1/0/0/12.36     | MIL           | DND             |
| 12-Dec | Vs DAL  | 1-0/4/0/14.34     | 1-0/2/1/18.23 | MIL             | 0-1/0/0/11.06     | MIL           | DND             |
| 14-Dec | Vs S.J. | 0-0/3/1/15.49     | 0-0/1/0/10.45 | MIL             | 0-1/0/0/15.07     | MIL           | DND             |
| 17-Dec | Vs CHI  | 0-0/4/0/19.37     | 0-0/0/0/13.26 | MIL             | 0-0/0/0/12.45     | MIL           | DND             |
| 19-Dec | @ TB    | 0-0/0/0/17.35     | 0-0/0/2/12.17 | MIL             | DND               | MIL           | DND             |
| 21-Dec | Vs MTL  | 0-1/5/1/18.33     | 0-0/0/0/13.25 | MIL             | 0-0/2/1/16.50     | MIL           | 0-0/2/1/16.27   |
| 23-Dec | Vs BOS  | 0-0/3/1/17.55     | 0-0/2/1/9.27  | MIL             | 0-0/1/1/14.34     | MIL           | 0-0/3/0/17.53   |
| 27-Dec | @ DAL   | 0-0/4/1/15.31     | 0-0/1/1/12.19 | MIL             | 0-0/1/1/13.07     | MIL           | DND             |
| 28-Dec | Vs LA   | 1-1/5/2/20.41     | 0-0/1/1/11.38 | MIL             | 0-1/2/1/13.58     | MIL           | 0-0/0/2/16.46   |
| 30-Dec | Vs DET  | 0-1/2/1/17.29     | 0-0/1/0/13.18 | MIL             | 2-1 (W) 6/2/13.53 | MIL           | 0-0/1/3/15.00   |
| 2-Jan  | @ BOS   | 0-1/4/1/16.16     | 0-0/0/1/16.11 | MIL             | 0-0/2/1/19.04     | MIL           | 0-0/0/1/17.41   |
| 4-Jan  | @ FLA   | 0-1/4/0/16.00     | 1-0/2/1/12.49 | MIL             | 0-1/3/0/17.02     | MIL           | 0-0/2/1/18.42   |
| 5-Jan  | @ CAR   | 1-0/6/0/17.07     | 0-0/0/1/12.46 | MIL             | 0-1/0/0/17.23     | MIL           | 0-1/0/1/18.57   |
| 7-Jan  | Vs S.J. | 0-0/3/1/9.05      | 0-0/0/0/20.03 | MIL             | 0-1/0/1/17.29     | MIL           | 0-1/2/1/18.56   |
| 9-Jan  | Vs ANA  | INJ               | 1-0/2/1/16.29 | MIL             | 0-0/1/3/12.03     | MIL           | 0-0/0/1/14.08   |
| 11-Jan | Vs OTT  | INJ               | 0-0/0/0/13.52 | MIL             | 0-0/1/1/17.40     | MIL           | 0-0/1/1/15.34   |
| 12-Jan | Vs MIN  | 0-0/4/0/18.42     | 0-0/1/1/13.13 | MIL             | 0-0/2/1/15.33     | MIL           | 0-0/0/1/16.04   |
| 14-Jan | Vs CGY  | 0-0/5/1/20.45     | 0-0/3/0/17.09 | MIL             | 0-0/1/1/15.37     | MIL           | 0-0/0/0/13.08   |
| 16-Jan | @ PHI   | 0-0/2/1/16.03     | 0-0/0/1/13.22 | MIL             | 0-0/1/1/13.32     | MIL           | 0-0/1/2/13.21   |
| 18-Jan | Vs COL  | 1-0/3/2/18.34     | 0-0/1/1/11.58 | MIL             | 0-0/0/1/14.19     | MIL           | 0-0/1/3/13.58   |
| 20-Jan | Vs DAL  | 0-1/2/1/12.59     | 0-1/3/2/16.23 | MIL             | 0-1/1/1/12.14     | MIL           | DND             |
| 22-Jan | @ VAN   | 0-0/2/0/15.07     | 0-0/1/1/16.25 | MIL             | 0-0/1/0/10.25     | DND           | DND             |
| 24-Jan | @ CGY   | 0-0/3/0/14.26     | 0-1/0/0/14.33 | MIL             | 0-0/0/1/11.11     | DND           | DND             |
| 26-Jan | @ EDM   | 0-0/6/1/19.35     | 0-0/0/1/12.38 | MIL             | 0-0/1/0/13.53     | 0-0/2/1/15.45 | 0-0/0/0/15      |
| 28-Jan | @ WPG   | 0-1/1/2/16.13     | 0-1/0/1/15.41 | MIL             | 0-0/0/0/13.41     | 0-0/0/1/11.09 | 0-0/0/0/16.52   |
| 31-Jan | Vs N.J. | 0-1/2/1/18.35     | 0-0/1/1/11.30 | MIL             | 0-1/3/2/13.59     | 0-0/3/0/12.47 | 0-0/1/0/14.32   |
| 1-Feb  | @ STL   | 0-1/7/0/17.10     | 1-0/3/0/14.17 | MIL             | 0-0/1/0/14.32     | 0-0/0/0/13.58 | 0-0/0/0/17.28   |
| 6-Feb  | @ MIN   | 0-0/0/1/16.01     | 0-0/0/1/14.15 | MIL             | 0-0/2/0/14.30     | 0-0/1/0/12.00 | DND             |
| 8-Feb  | Vs ANA  | 0-1/1/1/17.15     | 0-0/0/1/13.05 | MIL             | 0-0/6/1/15.26     | MIL           | DND             |
| 27-Feb | Vs TB   | 1-0 (W) 4/0/16.17 | 0-0/0/0/11.17 | MIL             | 0-0/1/0/14.32     | MIL           | 0-0/0/0/12.47   |
| 1-Mar  | Vs WPG  | 0-0/6/0/21.11     | 0-0/0/0/8.17  | MIL             | 0-0/0/2/16.54     | MIL           | 0-0/0/1/13.45   |
| 4-Mar  | Vs PIT  | 1-0/1/1/14.50     | 0-0/1/1/13.35 | MIL             | 0-0/0/0/12.94     | MIL           | 0-0/0/1/13.17   |
| 6-Mar  | Vs STL  | 0-1/1/0/19.18     | 0-0/0/1/11.15 | MIL             | 0-0/0/0/17.09     | MIL           | 0-0/1/1/15.49   |
| 8-Mar  | Vs CBJ  | 0-0/2/0/15.47     | 0-0/0/0/13.00 | MIL             | 0-0/3/1/15.21     | MIL           | 0-0/1/1/13.21   |
| 10-Mar | @ OTT   | 0-0/3/0/16.23     | 0-0/3/1/13.51 | MIL             | 0-1/3/1/18.16     | MIL           | 0-1/1/2/11.58   |
| 11-Mar | @ BUF   | 0-0/1/0/13.09     | 1-0/1/1/10.39 | MIL             | 0-2/2/2/16.31     | MIL           | 0-0/0/0/16.27   |
| 14-Mar | @ CHI   | 1-0/4/1/16.53     | 0-0/0/0/14.40 | MIL             | 0-0/2/0/16.54     | MIL           | 0-0/0/1/13.11   |
| 15-Mar | Vs STL  | 0-0/2/0/18.52     | 0-1/2/0/14.15 | MIL             | 0-0/0/2/16.49     | MIL           | 0-0/1/2/16.27   |
| 18-Mar | @ EDM   | 0-1/5/0/15.44     | 0-0/2/1/13.26 | MIL             | 0-0/0/1/16.21     | MIL           | 0-0/3/1/14.28   |
| 19-Mar | @ VAN   | 0-0/6/0/15.37     | 0-0/1/0/4.57  | MIL             | 0-0/1/0/17.42     | MIL           | 0-0/0/0/15.59   |
| 21-Mar | @ CGY   | 1-2/3/1/22.00     | 0-0/1/0/11.51 | MIL             | 0-0/2/1/14.14     | MIL           | 0-0/0/1/19.07   |
| 23-Mar | @ CHI   | INJ               | INJ           | MIL             | 0-0/0/0/11.43     | MIL           | 0-1/2/2/15.43   |
| 25-Mar | Vs COL  | 0-1/3/1/18.57     | INJ           | MIL             | 0-0/1/2/16.53     | MIL           | 0-0/4/1/20.04   |
| 27-Mar | Vs BUF  | 0-1/2/1/15.34     | INJ           | MIL             | 1-0 (W) 2/0/14.00 | MIL           | 0-0/1/0/19.23   |
| 28-Mar | @ DAL   | 1-0/9/1/17.32     | INJ           | MIL             | 0-0/0/2/13.27     | MIL           | 0-0/1/1/18.25   |
| 30-Mar | Vs WSH  | 2-0/5/2/22.03     | INJ           | 0-0/0/0/8.27    | 0-0/0/0/12.59     | MIL           | 0-0/0/0/21.51   |
| 4-Apr  | @ ANA   | 1-2/3/4/15.58     | INJ           | MIL             | 2-0/4/2/19.15     | MIL           | 0-0/0/1/17.41   |
| 5-Apr  | @ S.J.  | 2-1 (W) 4/3/17.06 | 0-0/0/0/15.43 | MIL             | 0-1/4/1/16.17     | MIL           | 0-0/2/2/18.00   |
| 8-Apr  | @ DAL   | 0-0/3/0/20.36     | 0-1/3/0/17.39 | MIL             | 0-0/1/0/11.25     | MIL           | 0-0/2/0/21.37   |
| 10-Apr | Vs PHX  | 1-0/4/1/19.02     | 0-0/1/0/17.01 | MIL             | 0-0/0/0/10.11     | MIL           | 0-0/0/0/20.10   |
| 12-Apr | Vs CHI  | 1-1 (W) 4/1/17.34 | 1-2/5/2/15.37 | MIL             | 1-0/2/1/14.14     | MIL           | 0-1/0/3/15.35   |
| 13-Apr | @ MIN   | 0-1/1/1/16.55     | 0-1/1/1/15.40 | MIL             | 0-1/2/0/12.23     | MIL           | 0-1/0/1/17.31   |

Skaters: Goals-Assists (Game-Winning) Shots (+/-) TOI DND: Did Not Dress DNP: Did Not Play INJ: Injured MIL: Milwaukee (AHL) SUS: Suspended

2013-14



PLAYER GAME-BY-GAME

| DATE   | OPP.    | PISKULA |                   | BOURQUE |                   | JOSI |               | BARTLEY |  | SISSONS |               | HUTTON   |     |
|--------|---------|---------|-------------------|---------|-------------------|------|---------------|---------|--|---------|---------------|----------|-----|
|        |         | #47     | #57               | #59     | #64               | #84  | #80           |         |  |         |               |          |     |
| 3-Oct  | @ STL   | MIL     | 0-0 1/1 14:04     |         | 0-0 4/1 26:21     |      | 0-0 0/1 16:51 | MIL     |  | 1/22 50 |               |          |     |
| 4-Oct  | @ COL   | MIL     | 0-0 0/0 13:34     |         | 0-0 1/1 10:26     |      | 0-0 0/0 21:41 | MIL     |  |         |               |          | DNP |
| 8-Oct  | Vs MIN  | MIL     | 0-0 1/0 9:51      |         | INJ               |      | 0-0 1/0 11:46 | MIL     |  |         |               |          | DNP |
| 10-Oct | Vs TOR  | MIL     | DND               |         | INJ               |      | 0-0 1/0 11:19 | MIL     |  |         |               |          | DNP |
| 12-Oct | Vs NYI  | MIL     | 0-0 0/1 13:49     |         | INJ               |      | 0-0 1/2 16:30 | MIL     |  |         |               |          | DNP |
| 15-Oct | Vs FLA  | MIL     | 0-1 2/2 14:47     |         | INJ               |      | 0-0 1/1 14:20 | MIL     |  |         |               |          | DNP |
| 17-Oct | Vs LA   | MIL     | 0-1 1/1 12:34     |         | INJ               |      | 0-0 2/1 14:06 | MIL     |  |         |               |          | DNP |
| 19-Oct | @ MTL   | MIL     | 0-0 3/0 16:00     |         | INJ               |      | 0-0 1/0 9:17  | MIL     |  |         |               |          | DNP |
| 20-Oct | @ WPG   | MIL     | 0-0 2/1 14:53     |         | INJ               |      | 0-0 0/1 9:50  | MIL     |  |         |               | 1/39W 60 |     |
| 22-Oct | @ MIN   | MIL     | 0-0 0/1 17:03     |         | INJ               |      | 0-0 0/0 13:06 | MIL     |  |         |               |          | DNP |
| 24-Oct | Vs WPG  | MIL     | 0-0 2/1 14:39     |         | INJ               |      | 0-0 0/0 12:25 | MIL     |  |         |               | 2/26W 65 |     |
| 26-Oct | Vs STL  | MIL     | 0-0 0/2 12:29     |         | INJ               |      | 0-0 0/3 12:54 | MIL     |  |         |               | 5/26L 48 |     |
| 31-Oct | @ PHX   | MIL     | 0-0 3/2 11:15     |         | 0-0 2/1 22:41     |      | DND           | MIL     |  |         |               | 4/250 65 |     |
| 2-Nov  | @ LA    | MIL     | DND               |         | 0-0 1/1 22:41     |      | DND           | MIL     |  |         |               | 3/38W 60 |     |
| 6-Nov  | @ COL   | MIL     | 1-0 4/0 11:41     |         | 0-1 0/1 19:38     |      | DND           | MIL     |  |         |               | 4/31W 60 |     |
| 8-Nov  | @ WPG   | MIL     | 0-0 3/1 12:15     |         | 0-0 5/2 21:39     |      | DND           | MIL     |  |         |               | 3/8L 8   |     |
| 10-Nov | @ NJ    | MIL     | 0-0 2/2 14:44     |         | 0-0 0/0 22:36     |      | DND           | MIL     |  |         |               | 5/23L 60 |     |
| 12-Nov | @ NYI   | MIL     | INJ               |         | 0-0 3/1 26:05     |      | 0-0 1/0 10:22 | MIL     |  |         |               |          | DNP |
| 15-Nov | @ PIT   | MIL     | 1-0 1/0 15:18     |         | 0-0 2/0 23:40     |      | DND           | MIL     |  |         |               | 0/8 20   |     |
| 16-Nov | Vs CHI  | MIL     | 0-1 2/2 14:33     |         | 0-2 1/0 24:45     |      | 0-0 0/3 16:49 | MIL     |  |         |               |          | DNP |
| 19-Nov | @ DET   | MIL     | 1-0 2/1 13:07     |         | 0-0 2/0 27:39     |      | 0-0 0/0 9:18  | MIL     |  |         |               |          | DNP |
| 21-Nov | @ TOR   | MIL     | 0-1 0/0 16:16     |         | 0-0 4/0 25:45     |      | 0-0 4/0 10:41 | MIL     |  |         |               |          | DNP |
| 23-Nov | Vs NYR  | MIL     | 0-0 0/2 13:50     |         | 0-0 1/1 26:28     |      | 0-0 0/0 16:42 | MIL     |  |         |               |          | DNP |
| 25-Nov | Vs PHX  | MIL     | 1-0 (W) 4/1 13:57 |         | 0-0 3/2 26:58     |      | 0-0 1/1 11:48 | MIL     |  |         |               |          | DNP |
| 27-Nov | @ CBJ   | MIL     | 0-2 1/1 15:20     |         | 0-1 2/0 23:09     |      | 0-0 1/0 20:18 | MIL     |  |         |               |          | DNP |
| 28-Nov | Vs EDM  | MIL     | 0-0 0/2 14:38     |         | 0-0 4/1 25:50     |      | 0-0 0/1 20:28 | MIL     |  |         |               |          | DNP |
| 30-Nov | Vs PHI  | MIL     | 0-0 2/1 10:27     |         | 0-0 1/0 32:26     |      | 0-0 2/0 18:53 | MIL     |  |         |               |          | DNP |
| 3-Dec  | Vs VAN  | MIL     | 0-0 0/0 13:54     |         | 0-1 5/0 29:11     |      | 0-0 0/1 15:47 | MIL     |  |         |               |          | DNP |
| 5-Dec  | Vs CAR  | MIL     | 0-0 1/1 13:57     |         | 0-0 3/3 19:55     |      | 0-1 0/1 20:29 | MIL     |  |         |               | 0/9 19   |     |
| 7-Dec  | @ WSH   | MIL     | 0-0 2/2 15:26     |         | 1-1 3/1 27:12     |      | 0-0 0/0 20:44 | MIL     |  |         |               |          | DNP |
| 10-Dec | @ NYR   | MIL     | 0-0 1/0 11:02     |         | 0-1 0/2 29:20     |      | 0-0 0/0 19:02 | MIL     |  |         |               | 1/29W 60 |     |
| 12-Dec | Vs DAL  | MIL     | 0-1 2/1 8:31      |         | 0-1 3/1 27:22     |      | 0-0 0/0 22:03 | MIL     |  |         |               | 1/34W 60 |     |
| 14-Dec | Vs S.J. | MIL     | DND               |         | 1-0 3/0 23:52     |      | 0-1 0/1 21:11 | MIL     |  |         |               | 2/38W 60 |     |
| 17-Dec | Vs CHI  | MIL     | DND               |         | 0-1 1/1 27:35     |      | 0-0 1/0 17:04 | MIL     |  |         |               | 3/27L 58 |     |
| 19-Dec | @ TB    | MIL     | 0-0 0/1 13:39     |         | 0-0 3/1 29:03     |      | 0-0 0/1 16:29 | MIL     |  |         |               | 4/14 34  |     |
| 21-Dec | Vs MTL  | MIL     | 1-0 1/0 12:22     |         | 0-0 7/1 29:10     |      | DND           | MIL     |  |         |               | 1/180 47 |     |
| 23-Dec | Vs BOS  | MIL     | 0-0 4/1 14:31     |         | 0-0 2/0 25:49     |      | DND           | MIL     |  |         |               | 2/4 6    |     |
| 27-Dec | @ DAL   | MIL     | 0-0 1/2 14:04     |         | 0-0 4/1 32:35     |      | 0-0 0/3 18:16 | MIL     |  |         |               | 4/34 60  |     |
| 28-Dec | Vs LA   | MIL     | 0-0 1/0 13:27     |         | 0-0 2/1 28:58     |      | DND           | MIL     |  |         |               |          | DNP |
| 30-Dec | Vs DET  | MIL     | 0-0 1/1 10:58     |         | 1-0 3/1 29:08     |      | DND           | MIL     |  |         |               |          | DNP |
| 2-Jan  | @ BOS   | MIL     | 0-0 0/2 11:35     |         | 0-0 1/1 28:53     |      | DND           | MIL     |  |         |               |          | DNP |
| 4-Jan  | @ FLA   | MIL     | 0-0 1/0 13:22     |         | 0-1 4/2 28:19     |      | DND           | MIL     |  |         |               |          | DNP |
| 5-Jan  | @ CAR   | MIL     | 0-0 0/0 7:57      |         | 0-0 2/2 24:08     |      | DND           | MIL     |  |         |               | 2/25L 59 |     |
| 7-Jan  | Vs S.J. | MIL     | DND               |         | 1-0 (W) 5/1 23:44 |      | DND           | MIL     |  |         |               |          | DNP |
| 9-Jan  | Vs ANA  | MIL     | 0-1 2/1 13:36     |         | 0-0 2/2 25:35     |      | DND           | MIL     |  |         |               |          | DNP |
| 11-Jan | Vs OTT  | MIL     | 0-0 0/0 11:49     |         | 0-0 4/0 26:26     |      | DND           | MIL     |  |         |               |          | DNP |
| 12-Jan | Vs MIN  | MIL     | DND               |         | 0-0 3/1 27:52     |      | DND           | MIL     |  |         |               |          | DNP |
| 14-Jan | Vs CGY  | MIL     | 0-0 0/2 9:21      |         | 0-1 2/2 27:06     |      | DND           | MIL     |  |         |               | 2/24W 60 |     |
| 16-Jan | @ PHI   | MIL     | 0-1 5/1 14:14     |         | 0-1 6/1 32:10     |      | 0-0 0/0 14:19 | MIL     |  |         |               | 3/30W 65 |     |
| 18-Jan | Vs COL  | MIL     | 0-0 0/0 14:39     |         | 1-1 2/2 27:05     |      | 0-0 3/0 13:57 | MIL     |  |         |               |          | DNP |
| 20-Jan | Vs DAL  | MIL     | 0-1 0/2 14:25     |         | 1-1 2/3 24:26     |      | 0-0 0/1 17:40 | MIL     |  |         |               | 1/26W 60 |     |
| 23-Jan | @ VAN   | MIL     | 0-0 1/0 14:42     |         | 0-0 2/1 29:30     |      | 0-0 0/1 16:18 | MIL     |  |         |               | 1/34W 60 |     |
| 24-Jan | @ CGY   | MIL     | 0-1 0/2 12:47     |         | 0-2 1/2 26:54     |      | 0-1 0/0 16:34 | MIL     |  |         |               |          | DNP |
| 26-Jan | @ EDM   | MIL     | 0-0 5/0 13:23     |         | 0-0 3/1 26:59     |      | 0-0 1/1 15:07 | MIL     |  |         |               | 5/27L 60 |     |
| 28-Jan | @ WPG   | MIL     | 0-0 1/0 13:27     |         | 1-0 2/1 27:01     |      | DND           | MIL     |  |         | 0-1 1/1 10:49 | 3/27W 60 |     |
| 31-Jan | Vs NJ   | MIL     | 0-0 1/0 14:09     |         | 0-1 2/1 26:16     |      | DND           | MIL     |  |         | 0-0 0/0 5:06  | 2/26 61  |     |
| 1-Feb  | @ STL   | MIL     | 0-0 2/1 16:47     |         | 1-0 2/2 30:32     |      | DND           | MIL     |  |         | 0-0 0/1 8:00  | 3/340 65 |     |
| 6-Feb  | @ MIN   | MIL     | 0-0 2/2 17:41     |         | 0-0 2/0 30:42     |      | 0-1 1/1 14:02 | MIL     |  |         |               | 3/360 62 |     |
| 8-Feb  | Vs ANA  | MIL     | 0-0 1/0 12:35     |         | 0-0 4/1 25:12     |      | 0-1 0/0 15:59 | MIL     |  |         | 0-0 0/0 7:27  | 4/23L 57 |     |
| 27-Feb | Vs TB   | MIL     | 0-0 3/1 14:04     |         | 1-0 4/0 27:09     |      | DND           | MIL     |  |         |               | 2/16W 60 |     |
| 1-Mar  | Vs WPG  | MIL     | 0-0 4/2 14:14     |         | 0-0 2/1 27:44     |      | DND           | MIL     |  |         |               | 3/20L 58 |     |
| 4-Mar  | Vs PIT  | MIL     | 0-0 3/1 13:56     |         | 0-0 1/2 26:37     |      | DND           | MIL     |  |         |               |          | DNP |
| 6-Mar  | Vs STL  | MIL     | 0-0 0/0 13:10     |         | 0-0 4/1 26:16     |      | DND           | MIL     |  |         |               |          | DNP |
| 8-Mar  | Vs CBJ  | MIL     | 0-0 2/1 14:37     |         | 0-0 2/0 28:03     |      | DND           | MIL     |  |         |               |          | DNP |
| 10-Mar | @ OTT   | MIL     | DND               |         | 0-0 2/3 31:15     |      | DND           | MIL     |  |         | 0-0 1/1 8:23  |          | DNP |
| 11-Mar | @ BUF   | MIL     | 0-1 1/1 13:16     |         | 0-1 3/2 25:52     |      | DND           | MIL     |  |         | 0-0 0/0 13:25 | 1/25W 60 |     |
| 14-Mar | @ CHI   | MIL     | 0-0 2/0 12:38     |         | 0-3 2/1 25:35     |      | DND           | MIL     |  |         | 0-0 1/1 8:39  |          | DNP |
| 15-Mar | Vs STL  | MIL     | 0-0 1/1 13:03     |         | 0-0 1/0 22:15     |      | DND           | MIL     |  |         | 0-1 0/0 12:23 |          | DNP |
| 18-Mar | @ EDM   | MIL     | 1-0 1/1 11:46     |         | 0-0 4/1 26:43     |      | DND           | MIL     |  |         | 0-0 3/1 12:10 | 0/4 10   |     |
| 19-Mar | @ VAN   | MIL     | 0-0 2/0 14:31     |         | 0-0 0/1 26:04     |      | 0-0 0/0 14:33 | MIL     |  |         | 0-0 1/0 10:49 | 2/22L 59 |     |
| 21-Mar | @ CGY   | MIL     | 0-1 0/1 18:23     |         | 0-1 0/1 27:34     |      | 1-0 1/1 9:12  | MIL     |  |         | 0-0 0/0 8:21  | 1/11W 26 |     |
| 23-Mar | @ CHI   | MIL     | 1-0 2/1 17:20     |         | 0-0 0/0 32:41     |      | 0-0 1/1 14:58 | MIL     |  |         | 0-0 1/0 13:26 |          | DNP |
| 25-Mar | Vs COL  | MIL     | 0-1 2/1 14:15     |         | 2-0 6/2 24:50     |      | 0-0 0/2 17:54 | MIL     |  |         | 0-0 0/0 10:46 |          | DNP |
| 27-Mar | Vs BUF  | MIL     | 0-1 2/1 14:25     |         | 0-1 0/3 23:27     |      | 0-0 0/1 15:44 | MIL     |  |         | 1-0 1/2 14:28 | 1/33W 60 |     |
| 28-Mar | @ DAL   | MIL     | 0-0 1/1 16:33     |         | 0-1 2/2 23:04     |      | 0-0 0/1 14:38 | MIL     |  |         | 0-1 1/1 13:52 |          | DNP |
| 30-Mar | Vs WSH  | MIL     | 0-0 1/0 16:09     |         | 0-0 3/2 26:25     |      | 0-0 0/0 17:19 | MIL     |  |         | 0-0 2/0 15:13 | 3/26W 65 |     |
| 4-Apr  | @ ANA   | MIL     | 0-0 0/0 13:15     |         | 0-1 1/1 25:34     |      | 0-0 0/0 14:03 | MIL     |  |         | 0-0 1/2 7:13  |          | DNP |
| 5-Apr  | @ S.J.  | MIL     | 0-0 1/0 13:41     |         | 1-0 1/1 28:30     |      | 0-0 0/0 15:42 | DND     |  |         | 0/25W 60      |          | DNP |
| 8-Apr  | @ DAL   | MIL     | 2-0 3/1 16:09     |         | 0-0 1/1 30:10     |      | 0-0 0/1 12:49 | MIL     |  |         |               |          | DNP |
| 10-Apr | Vs PHX  | MIL     | 0-0 3/0 17:30     |         | 0-0 0/1 26:17     |      | 0-0 0/0 12:09 | MIL     |  |         |               |          | DNP |
| 12-Apr | Vs CHI  | MIL     | 0-1 1/0 16:15     |         | 0-1 0/1 27:15     |      | DND           | MIL     |  |         |               |          | DNP |
| 13-Apr | @ MIN   | MIL     | 0-0 2/1 11:31     |         | 1-1 (W) 3/1 26:05 |      | 0-0 0/1 14:47 | MIL     |  |         |               | 3/29W 60 |     |

PLAYER GAME-BY-GAME

| DATE   | OPP     | RINNE<br>#35 | MAZANEC<br>#39 | DUBNYK<br>#40 | HELLBERG<br>#45 |
|--------|---------|--------------|----------------|---------------|-----------------|
| 3-Oct  | @ STL   | 3/6L 10      | MIL            |               |                 |
| 4-Oct  | @ COL   | 2/35L 59     | MIL            |               |                 |
| 8-Oct  | Vs MIN  | 2/34W 60     | MIL            |               |                 |
| 10-Oct | Vs TOR  | 4/26L 60     | MIL            |               |                 |
| 12-Oct | Vs NYI  | 2/16W 60     | MIL            |               |                 |
| 15-Oct | Vs FLA  | 3/25W 60     | MIL            |               |                 |
| 17-Oct | Vs LA   | 1/30O 65     | MIL            |               |                 |
| 19-Oct | @ MTL   | 1/29W 60     | MIL            |               |                 |
| 20-Oct | @ WPG   | DNP          |                |               |                 |
| 22-Oct | @ MIN   | 1/28L 59     | MIL            |               |                 |
| 24-Oct | Vs WPG  | INJ          |                |               | DNP             |
| 26-Oct | Vs STL  | INJ          |                |               | 1/4 12          |
| 31-Oct | @ PHX   | INJ          |                |               | DNP             |
| 2-Nov  | @ LA    | INJ          |                |               | DNP             |
| 6-Nov  | @ COL   | INJ          |                |               | MIL             |
| 8-Nov  | @ WPG   | INJ          | 2/24 52        |               | MIL             |
| 10-Nov | @ N.J.  | INJ          | DNP            |               | MIL             |
| 12-Nov | @ NYI   | INJ          | 3/33L 58       |               | MIL             |
| 15-Nov | @ PIT   | INJ          | 4/25L 40       |               | MIL             |
| 16-Nov | Vs CHI  | INJ          | 2/41W 60       |               | MIL             |
| 19-Nov | @ DET   | INJ          | 0/27W 60       |               | MIL             |
| 21-Nov | @ TOR   | INJ          | 2/26W 60       |               | MIL             |
| 23-Nov | Vs NYR  | INJ          | 2/34L 58       |               | MIL             |
| 25-Nov | Vs PHX  | INJ          | 2/31W 60       |               | MIL             |
| 27-Nov | @ CBJ   | INJ          | 0/19W 60       |               | MIL             |
| 28-Nov | Vs EDM  | INJ          | 2/27L 58       |               | MIL             |
| 30-Nov | Vs PHI  | INJ          | 2/24O 65       |               | MIL             |
| 3-Dec  | Vs VAN  | INJ          | 3/33L 57       |               | MIL             |
| 5-Dec  | Vs CAR  | INJ          | 4/13L 40       |               | MIL             |
| 7-Dec  | @ WSH   | INJ          | 5/33L 60       |               | MIL             |
| 10-Dec | @ NYR   | INJ          | DNP            |               | MIL             |
| 12-Dec | Vs DAL  | INJ          | DNP            |               | MIL             |
| 14-Dec | Vs S.J. | INJ          | DNP            |               | MIL             |
| 17-Dec | Vs CHI  | INJ          | INJ            |               | DNP             |
| 19-Dec | @ TB    | INJ          | 0/19 24        |               | MIL             |
| 21-Dec | Vs MTL  | INJ          | 3/5 15         |               | MIL             |
| 23-Dec | Vs BOS  | INJ          | 4/29L 54       |               | MIL             |
| 27-Dec | @ DAL   | INJ          | DNP            |               | MIL             |
| 28-Dec | Vs LA   | INJ          | 2/28W 60       |               | MIL             |
| 30-Dec | Vs DET  | INJ          | 4/25W 60       |               | MIL             |
| 2-Jan  | @ BOS   | INJ          | 3/25O 61       |               | MIL             |
| 4-Jan  | @ FLA   | INJ          | 4/29O 65       |               | MIL             |
| 5-Jan  | @ CAR   | INJ          | DNP            |               | MIL             |
| 7-Jan  | Vs S.J. | INJ          | 2/28W 60       |               | MIL             |
| 9-Jan  | Vs ANA  | INJ          | 4/28L 59       |               | MIL             |
| 11-Jan | Vs OTT  | INJ          | 1/21O 65       |               | MIL             |
| 12-Jan | Vs MIN  | INJ          | 4/23L 60       |               | MIL             |
| 14-Jan | Vs CGY  | INJ          |                | From EDM 1/15 | MIL             |
| 16-Jan | @ PHI   | INJ          | DND            | DNP           | MIL             |
| 18-Jan | Vs COL  | INJ          | MIL            | 5/29L 59      | MIL             |
| 20-Jan | Vs DAL  | INJ          | MIL            | DNP           | MIL             |
| 23-Jan | @ VAN   | INJ          | MIL            | DNP           | MIL             |
| 24-Jan | @ CGY   | INJ          | MIL            | 4/31O 65      | MIL             |
| 26-Jan | @ EDM   | INJ          | MIL            | DNP           | MIL             |
| 28-Jan | @ WPG   | INJ          | MIL            | DNP           | MIL             |
| 31-Jan | Vs N.J. | INJ          | MIL            | DNP           | MIL             |
| 1-Feb  | @ STL   | INJ          | MIL            | DNP           | MIL             |
| 6-Feb  | @ MIN   | INJ          | MIL            | DNP           | MIL             |
| 8-Feb  | Vs ANA  | INJ          | MIL            | DNP           | MIL             |
| 27-Feb | Vs TB   | INJ          | MIL            | DNP           | MIL             |
| 1-Mar  | Vs WPG  | MIL          | MIL            | DNP           | MIL             |
| 4-Mar  | Vs PIT  | 3/19L 59     | MIL            | DND           | MIL             |
| 6-Mar  | Vs STL  | 2/22L 59     | MIL            | To MTL 3/5    | MIL             |
| 8-Mar  | Vs CBJ  | 1/36L 59     | MIL            |               | MIL             |
| 10-Mar | @ OTT   | 3/37W 64     | MIL            |               | MIL             |
| 11-Mar | @ BUF   | DNP          | MIL            |               | MIL             |
| 14-Mar | @ CHI   | 2/33W 60     | MIL            |               | MIL             |
| 15-Mar | Vs STL  | 4/26L 60     | MIL            |               | MIL             |
| 18-Mar | @ EDM   | 5/26L 50     | MIL            |               | MIL             |
| 19-Mar | @ VAN   | DNP          | MIL            |               | MIL             |
| 21-Mar | @ CGY   | 4/18 34      | MIL            |               | CIN             |
| 23-Mar | @ CHI   | 0/29W 60     | MIL            |               | CIN             |
| 25-Mar | Vs COL  | 4/28O 65     | MIL            |               | CIN             |
| 27-Mar | Vs BUF  | DNP          | MIL            |               | CIN             |
| 28-Mar | @ DAL   | 1/29L 60     | MIL            |               | CIN             |
| 30-Mar | Vs WSH  | DNP          | MIL            |               | CIN             |
| 4-Apr  | @ ANA   | 2/29W 60     | MIL            |               | CIN             |
| 5-Apr  | @ S.J.  | DNP          | MIL            |               | CIN             |
| 8-Apr  | @ DAL   | 2/30O 65     | MIL            |               | CIN             |
| 10-Apr | Vs PHX  | 0/29W 60     | MIL            |               | CIN             |
| 12-Apr | Vs CHI  | 5/25W 60     | MIL            |               | CIN             |
| 13-Apr | @ MIN   | DNP          | MIL            |               | CIN             |

Goals: Goals Against- Shots Faced Decision Minutes Played DND: Did Not Dress DNP: Did not play INJ: Injured MIL: Milwaukee AHL CIN: Cincinnati ECHL SUS: Suspended

2013-14

## MAN-GAMES LOST

| PLAYER    | DATE OF INJURY/SUSP. | TYPE OF INJURY  | DATES MISSED | GAMES MISSED |
|-----------|----------------------|-----------------|--------------|--------------|
| Bourque   | 11/12/13             | Paternal leave  | 11/12        | 1            |
| Cullen    | 1/24/14              | Upper-body      | 1/26-2/1     | 4            |
|           | 2/8/14               | Lower-body      | 2/8          | 1            |
| Eaves     | 3/19/14              | Lower-body      | 3/21-4/13    | 12           |
| Fisher    | 10/17/13             | Lower-body      | 10/19-10/22  | 3            |
|           | 11/2/13              | Lower-body      | 11/6-11/12   | 4            |
| Forsberg  | 9/27/13              | Lower-body      | 10/3-10/4    | 2            |
|           | 11/13/13             | Upper-body      | 11/16-12/17  | 15           |
| Gaustad   | 3/19/14              | Upper-body      | 3/21-4/4     | 7            |
| Hendricks | 10/31/13             | Upper-body      | 11/2-11/8    | 3            |
| Hornqvist | 11/23/13             | Upper-body      | 11/25-11/28  | 3            |
|           | 1/7/14               | Lower-body      | 1/9-1/11     | 2            |
|           | 3/22/14              | Paternal leave  | 3/23         | 1            |
| Jones     | 3/23/14              | Concussion      | 3/25-4/4     | 5            |
| Josi      | 10/4/13              | Concussion      | 10/8-10/26   | 10           |
| Klein     | 11/28/13             | Foot            | 11/30-12/3   | 2            |
|           | 1/15/14              | Illness         | 1/16         | 1            |
| Mazanec   | 12/16/13             | Illness         | 12/17        | 1            |
| Nystrom   | 11/15/13             | Upper-body      | 11/16-11/21  | 3            |
| Rinne     | 10/22/13             | Hip surgery     | 10/24-3/1    | 51           |
| Spaling   | 10/4/13              | Upper-body      | 10/8         | 1            |
|           | 1/31/14              | Lower-body      | 2/1-3/1      | 5            |
|           | 3/19/14              | Lower-body      | 3/21         | 1            |
|           | 3/28/14              | Lower-body      | 3/30         | 1            |
| Smith     | 12/9/13              | Illness         | 12/10-12/12  | 2            |
| Stalberg  | 9/27/13              | Shoulder sprain | 10/3-10/10   | 4            |
|           | 1/24/14              | Upper-body      | 1/26-2/1     | 4            |
| Weber     | 11/28/13             | Eye             | 11/30-12/5   | 3            |

**TOTAL MAN-GAMES LOST DUE TO INJURY OR ILLNESS:** 149

**TOTAL MAN-GAMES LOST DUE TO SUSPENSION:** 0

**PREDATORS MAN-GAMES LOST DUE TO INJURY OR ILLNESS**

|               |               |               |               |               |
|---------------|---------------|---------------|---------------|---------------|
| 1998-99 - 391 | 2001-02 - 218 | 2005-06 - 272 | 2008-09 - 233 | 2011-12 - 142 |
| 1999-00 - 318 | 2002-03 - 256 | 2006-07 - 196 | 2009-10 - 152 | 2012-13 - 130 |
| 2000-01 - 155 | 2003-04 - 248 | 2007-08 - 239 | 2010-11 - 348 | 2013-14 - 149 |

## TRAINING CAMP

September 20, 2013: Reassigned forwards Felix Girard (Baie-Comeau, QMJHL) and Tommy Velleux (Victoriaville, QMJHL); and defenseman Mikko Vainonen (Kingston, OHL) to their junior teams.

Assigned forwards Taylor Aronson, Zach Budish and Josh Shalla; and defensemen Anthony Bitetto and Charles-Olivier Roussel to Milwaukee (AHL).

Released forwards Barry Almeida, Paul Crowder, Sebastian Geoffron, Vinny Saponari and Mathieu Tousignant; defensemen Kayle Doetzel, Michael Moffat and Teddy Ruth; and goaltenders Eric Levine, Cody Reichard and Allen York from tryout agreements.

September 21, 2013: Assigned forwards Kevin Henderson, Michael Liambas and Mark Van Guilder; defensemen Scott Ford, Bryan Rodney and Scott Valentine; and goaltenders Scott Darling and Magnus Hellberg to Milwaukee (AHL). Reassigned forward Brendan Leipsic to his junior team, the Portland Winterhawks (WHL).

September 23, 2013: Assigned Patrick Cehlin, Joonas Jarvinen, Joonas Rask, Miikka Salomaki, Colton Sissons and Austin Watson to Milwaukee (AHL).

September 29, 2013: Assigned Taylor Beck, Marek Mazanec and Joe Piskula to Milwaukee (AHL). Placed Viktor Stalberg on injured reserve.

September 30, 2013: Signed free-agent forward Simon Moser to a one-year, entry level contract and assigned him to Milwaukee (AHL).

## REGULAR SEASON

October 10, 2013: Placed Roman Josi on injured reserve.

October 12, 2013: Activated Viktor Stalberg from injured reserve.

October 24, 2013: Recalled Magnus Hellberg from Milwaukee (AHL). Placed Pekka Rinne on injured reserve.

October 31, 2013: Activated Roman Josi from injured reserve.

November 5, 2013: Recalled Marek Mazanec from Milwaukee (AHL). Reassigned Magnus Hellberg to Milwaukee (AHL).

November 7, 2013: Recalled Taylor Beck from Milwaukee (AHL). Assigned Filip Forsberg to Milwaukee (AHL).

November 14, 2013: Recalled Filip Forsberg from Milwaukee (AHL). Reassigned Taylor Beck to Milwaukee (AHL).

November 30, 2013: Recalled Joe Piskula from Milwaukee (AHL). Placed Filip Forsberg on Injured Reserve.

December 5, 2013: Reassigned Joe Piskula to Milwaukee (AHL).

December 17, 2013: Recalled Magnus Hellberg from Milwaukee (AHL).

December 18, 2013: Reassigned Magnus Hellberg to Milwaukee (AHL). Activated Filip Forsberg from injured reserve and reassigned him to Milwaukee (AHL).

December 22, 2013: Loaned Filip Forsberg to the Swedish Junior National Team.

January 2, 2014: Signed Jonathan-Ismael Diaby to a three-year entry level contract.

January 9, 2014: Recalled Filip Forsberg from the Swedish Junior National Team.

January 10, 2014: Reassigned Filip Forsberg to Milwaukee (AHL).

January 15, 2014: Acquired Devan Dubnyk from Edmonton for Matt Hendricks.

January 17, 2014: Reassigned Marek Mazanec to Milwaukee (AHL).

January 22, 2014: Recalled Taylor Beck from Milwaukee (AHL). Acquired Michael Del Zotto from the New York Rangers for Kevin Klein.

January 27, 2014: Recalled Colton Sissons from Milwaukee (AHL). Placed Viktor Stalberg on Injured Reserve.

February 1, 2014: Recalled Simon Moser from Milwaukee (AHL).

February 2, 2014: Reassigned Simon Moser and Colton Sissons to Milwaukee (AHL).

February 4, 2014: Recalled Simon Moser from Milwaukee (AHL).

February 5, 2014: Activated Viktor Stalberg from Injured Reserve. Placed Nick Spaling on Injured Reserve.

February 7, 2014: Reassigned Taylor Beck to Milwaukee (AHL).

February 8, 2014: Recalled Colton Sissons from Milwaukee (AHL). Reassigned Colton Sissons and Simon Moser to Milwaukee (AHL).

February 24, 2014: Recalled Simon Moser from Milwaukee (AHL).

February 28, 2014: Activated Pekka Rinne from Injured Reserve and sent him to Milwaukee (AHL) on a conditioning assignment.

March 3, 2014: Recalled Pekka Rinne from his conditioning assignment with Milwaukee (AHL).

March 4, 2014: Activated Nick Spaling from Injured Reserve.

March 5, 2014: Traded Devan Dubnyk to Montreal for future considerations. Acquired Patrick Eaves and Calle Jarnkrok, and a second-round selection in the 2014 Entry Draft from Detroit for David Legwand.

March 6, 2014: Reassigned Simon Moser to Milwaukee (AHL).

March 10, 2014: Recalled Colton Sissons from Milwaukee (AHL).

March 20, 2014: Recalled Calle Jarnkrok from Milwaukee (AHL).

March 23, 2014: Recalled Filip Forsberg from Milwaukee (AHL).

March 25, 2014: Reassigned Filip Forsberg to Milwaukee (AHL).

March 30, 2014: Recalled Mark Van Guilder from Milwaukee (AHL).

March 31, 2014: Reassigned Mark Van Guilder to Milwaukee (AHL).

- April 7, 2014: Reassigned Colton Sissons to Milwaukee (AHL).
- April 15, 2014: Signed Felix Girard to a three-year entry level contract  
Reassigned Calle Jarnkrok to Milwaukee (AHL).
- April 19, 2014: Acquired Jaynen Rissling from Washington for Nashville's seventh-round selection in the 2014 Entry Draft.
- April 22, 2014: Signed Garrett Noonan to a two-year entry level contract.  
Signed Jaynen Rissling to a three-year entry level contract.
- May 28, 2014: Signed Johan Alm to a two-year entry-level contract.
- June 2, 2014: Signed Max Gortz to a three-year entry-level contract.  
Signed Carter Hutton to a two-year, \$1.45 million contract.
- June 27, 2014: Acquired James Neal from Pittsburgh for Patric Hornqvist and Nick Spaling.  
Selected Kevin Fiala in the 2014 Entry Draft.
- June 28, 2014: Acquired San Jose's second-round selection in the 2014 Entry Draft (Jack Dougherty) and fourth-round selection in the 2015 Entry Draft for Detroit's second-round selection in the 2014 Entry Draft (previously acquired, Julius Bergman).
- Acquired Florida's third-round selection in the 2014 Entry Draft (Justin Kirkland) from San Jose for Nashville's third (Alex Schoenborn) and fourth (Alexis Vanier) round selections in the 2014 Entry Draft.
- Selected forwards Vladislav Kamenev, Justin Kirkland and Viktor Arvidsson; and defensemen Jack Dougherty, Joonas Lyytinen and Aaron Irving in the 2014 Entry Draft.
- July 2, 2014: Signed forward Olli Jokinen to a one-year, \$2.5 million contract.
- July 4, 2014: Signed defenseman Joe Piskula to a one-year, two-way contract.
- July 7, 2014: Signed defenseman Anton Volchenkov to a one-year, \$1 million contract.
- July 8, 2014: Signed defenseman Anthony Bitetto to a one-year, two-way contract.
- July 9, 2014: Signed defenseman Mattias Ekholm to a two-year, \$2.075 million contract.
- July 15, 2014: Signed forward Mike Ribeiro to a one-year, \$1.05 million contract.
- Signed forward Derek Roy to a one-year, \$1 million contract.
- Signed forward Viktor Arvidsson to a three-year entry-level contract.
- Signed forward Kevin Fiala to a three-year entry-level contract.



AMERICAN HOCKEY LEAGUE STANDINGS & LEADERS

EASTERN CONFERENCE

Atlantic Division

| Rank | Team                  | GP | W  | L  | OTL | SOL | PTS | PCT  | GF  | GA  | S/O  |
|------|-----------------------|----|----|----|-----|-----|-----|------|-----|-----|------|
| 1    | y Manchester Monarchs | 76 | 48 | 19 | 3   | 6   | 105 | .691 | 244 | 188 | 5-6  |
| 2    | x St. John's IceCaps  | 76 | 46 | 23 | 2   | 5   | 99  | .651 | 258 | 207 | 4-5  |
| 3    | x Providence Bruins   | 76 | 40 | 25 | 2   | 9   | 91  | .599 | 233 | 210 | 11-9 |
| 4    | Worcester Sharks      | 76 | 36 | 34 | 4   | 2   | 78  | .513 | 189 | 226 | 10-2 |
| 5    | Portland Pirates      | 76 | 24 | 39 | 3   | 10  | 61  | .401 | 222 | 284 | 5-10 |

Northeast Division

| Rank | Team                   | GP | W  | L  | OTL | SOL | PTS | PCT  | GF  | GA  | S/O  |
|------|------------------------|----|----|----|-----|-----|-----|------|-----|-----|------|
| 1    | y Springfield Falcons  | 76 | 47 | 23 | 1   | 5   | 100 | .658 | 247 | 212 | 10-5 |
| 2    | x Albany Devils        | 76 | 40 | 23 | 5   | 8   | 93  | .612 | 220 | 193 | 7-8  |
| 3    | Hartford Wolf Pack     | 76 | 37 | 32 | 1   | 6   | 81  | .533 | 202 | 220 | 6-6  |
| 4    | Adirondack Phantoms    | 76 | 30 | 38 | 2   | 6   | 68  | .447 | 182 | 225 | 4-6  |
| 5    | Bridgport Sound Tigers | 76 | 28 | 40 | 2   | 6   | 64  | .421 | 183 | 238 | 4-6  |

East Division

| Rank | Team                             | GP | W  | L  | OTL | SOL | PTS | PCT  | GF  | GA  | S/O  |
|------|----------------------------------|----|----|----|-----|-----|-----|------|-----|-----|------|
| 1    | y Binghamton Senators            | 76 | 44 | 24 | 3   | 5   | 96  | .632 | 276 | 232 | 3-5  |
| 2    | x Wilkes-Barre/Scranton Penguins | 76 | 42 | 26 | 3   | 5   | 92  | .605 | 206 | 185 | 4-5  |
| 3    | x Norfolk Admirals               | 76 | 40 | 26 | 3   | 7   | 90  | .592 | 201 | 192 | 10-7 |
| 4    | Hershey Bears                    | 76 | 39 | 27 | 5   | 5   | 88  | .579 | 221 | 213 | 7-5  |
| 5    | Syracuse Crunch                  | 76 | 31 | 32 | 4   | 9   | 75  | .493 | 198 | 232 | 3-9  |

WESTERN CONFERENCE

North Division

| Rank | Team                  | GP | W  | L  | OTL | SOL | PTS | PCT  | GF  | GA  | S/O  |
|------|-----------------------|----|----|----|-----|-----|-----|------|-----|-----|------|
| 1    | y Toronto Marlies     | 76 | 45 | 25 | 2   | 4   | 96  | .632 | 223 | 202 | 5-4  |
| 2    | x Rochester Americans | 76 | 37 | 28 | 6   | 5   | 85  | .559 | 216 | 217 | 3-5  |
| 3    | Utica Comets          | 76 | 35 | 32 | 5   | 4   | 79  | .520 | 187 | 216 | 7-4  |
| 4    | Lake Erie Monsters    | 76 | 32 | 33 | 1   | 10  | 75  | .493 | 197 | 232 | 8-10 |
| 5    | Hamilton Bulldogs     | 76 | 33 | 35 | 1   | 7   | 74  | .487 | 182 | 224 | 5-7  |

Midwest Division

| Rank | Team                    | GP | W  | L  | OTL | SOL | PTS | PCT  | GF  | GA  | S/O |
|------|-------------------------|----|----|----|-----|-----|-----|------|-----|-----|-----|
| 1    | y Chicago Wolves        | 76 | 45 | 21 | 5   | 5   | 100 | .658 | 239 | 191 | 8-5 |
| 2    | x Grand Rapids Griffins | 76 | 46 | 23 | 2   | 5   | 99  | .651 | 238 | 187 | 5-5 |
| 3    | x Milwaukee Admirals    | 76 | 39 | 24 | 6   | 7   | 91  | .599 | 215 | 199 | 5-7 |
| 4    | Rockford IceHogs        | 76 | 35 | 32 | 5   | 4   | 79  | .520 | 234 | 262 | 4-4 |
| 5    | Iowa Wild               | 76 | 27 | 36 | 7   | 6   | 67  | .441 | 169 | 235 | 8-6 |

West Division

| Rank | Team                   | GP | W  | L  | OTL | SOL | PTS | PCT  | GF  | GA  | S/O  |
|------|------------------------|----|----|----|-----|-----|-----|------|-----|-----|------|
| 1    | y Texas Stars          | 76 | 48 | 18 | 3   | 7   | 106 | .697 | 274 | 197 | 2-7  |
| 2    | x Abbotsford Heat      | 76 | 43 | 25 | 5   | 3   | 94  | .618 | 237 | 215 | 5-3  |
| 3    | x Oklahoma City Barons | 76 | 36 | 29 | 2   | 9   | 83  | .546 | 239 | 256 | 4-9  |
| 4    | Charlotte Checkers     | 76 | 37 | 36 | 1   | 2   | 77  | .507 | 228 | 241 | 4-2  |
| 5    | San Antonio Rampage    | 76 | 30 | 37 | 3   | 6   | 69  | .454 | 206 | 235 | 12-6 |

AML LEADING SCORERS

| RK. | POINTS            | TEAM | GP | G  | A  | PTS |
|-----|-------------------|------|----|----|----|-----|
| 1   | Travis Morin      | TEX  | 66 | 32 | 56 | 88  |
| 2   | Zach Boychuk      | CHA  | 69 | 36 | 38 | 74  |
| 3   | Andy Miele        | POR  | 70 | 27 | 45 | 72  |
| 4   | T.J. Brennan      | TOR  | 76 | 25 | 47 | 72  |
| 5   | Jordan Weal       | MCH  | 76 | 23 | 47 | 70  |
| 6   | Chris Terry       | CHA  | 70 | 28 | 41 | 69  |
| 7   | Spencer Abbott    | TOR  | 64 | 17 | 52 | 69  |
| 8   | Mike Hoffman      | BNG  | 51 | 30 | 37 | 67  |
| 9   | Curtis McKenzie*  | TEX  | 75 | 27 | 38 | 65  |
| 10  | Jason Akeson      | ADK  | 70 | 24 | 40 | 64  |
| 11  | Colton Scieviour  | TEX  | 54 | 32 | 31 | 63  |
| 12  | Max Reinhart      | ABB  | 66 | 21 | 42 | 63  |
| 13  | Pascal Pelletier  | UTI  | 69 | 22 | 40 | 62  |
| 14  | Phil Varone       | RCH  | 69 | 18 | 43 | 61  |
| 15  | Ben Street        | ABB  | 58 | 28 | 32 | 60  |
| 16  | Teemu Pulkkinen*  | GR   | 71 | 31 | 28 | 59  |
| 17  | Jason Jaffray     | STJ  | 76 | 18 | 41 | 59  |
| 18  | Adam Clendenning  | RFD  | 74 | 12 | 47 | 59  |
| 19  | Aaron Palushaj    | CHA  | 68 | 22 | 36 | 58  |
| 20  | Stephane Da Costa | BNG  | 56 | 18 | 40 | 58  |

PENALTY MINUTES

| TEAM                          | GP  | PIM |     |
|-------------------------------|-----|-----|-----|
| Zack Stortini                 | NOR | 73  | 299 |
| Michael Liambas               | MIL | 60  | 267 |
| Pierre-Luc Letourneau-Leblond | BNG | 66  | 259 |
| Brett Gallant                 | BRI | 58  | 255 |
| Zack Fitzgerald               | ADK | 38  | 231 |
| Brandon Manning               | ADK | 73  | 231 |

GOALS

| TEAM             | GP  | G  |    |
|------------------|-----|----|----|
| Zach Boychuk     | CHA | 69 | 36 |
| Travis Morin     | TEX | 66 | 32 |
| Colton Scieviour | TEX | 54 | 32 |
| Teemu Pulkkinen* | GR  | 71 | 31 |
| Ty Rattie*       | CHI | 72 | 31 |

ASSISTS

| TEAM             | GP  | A  |    |
|------------------|-----|----|----|
| Travis Morin     | TEX | 66 | 56 |
| Spencer Abbott   | TOR | 64 | 52 |
| Adam Almqvist    | GR  | 73 | 49 |
| Adam Clendenning | RFD | 74 | 47 |
| T.J. Brennan     | TOR | 76 | 47 |
| Jordan Weal      | MCH | 76 | 47 |

LEADING GOALKEEPERS (based on 180+ minutes)

| TEAM                  | GP  | MIN | W        | L  | SOL | SO | GA | GAA | SA   | SVS  | SV%  |     |
|-----------------------|-----|-----|----------|----|-----|----|----|-----|------|------|------|-----|
| Jake Allen            | CHI | 52  | 31:38:21 | 33 | 16  | 3  | 7  | 106 | 2.03 | 1467 | 1361 | 928 |
| Petr Mrazek           | GR  | 32  | 18:29:52 | 22 | 9   | 1  | 3  | 64  | 2.10 | 838  | 774  | 924 |
| Keith Kinkaid         | ALB | 43  | 25:18:58 | 24 | 13  | 5  | 4  | 96  | 2.29 | 1086 | 990  | 912 |
| Tom McCollum          | GR  | 46  | 25:60:46 | 24 | 12  | 4  | 2  | 98  | 2.30 | 1256 | 1158 | 922 |
| Malcolm Subban*       | PRO | 33  | 19:19:51 | 15 | 10  | 5  | 1  | 74  | 2.31 | 921  | 847  | 920 |
| Joni Ortio*           | ABB | 37  | 21:33:20 | 27 | 8   | 0  | 2  | 83  | 2.33 | 1119 | 1036 | 926 |
| John Gibson*          | NOR | 45  | 25:06:50 | 21 | 17  | 4  | 5  | 101 | 2.34 | 1242 | 1141 | 919 |
| Nathan Liewen*        | RCH | 32  | 17:95:48 | 17 | 11  | 2  | 2  | 70  | 2.34 | 900  | 830  | 922 |
| Jean-Francois Berube* | MCH | 48  | 27:89:38 | 28 | 17  | 2  | 3  | 110 | 2.37 | 1261 | 1151 | 913 |
| Dustin Tokarski       | HAM | 41  | 23:74:42 | 20 | 16  | 3  | 1  | 94  | 2.38 | 1158 | 1064 | 919 |
| Scott Wedgewood*      | ALB | 36  | 19:79:42 | 16 | 14  | 3  | 4  | 79  | 2.39 | 781  | 702  | 899 |
| Eddie Pasquale        | STJ | 31  | 18:51:05 | 17 | 13  | 1  | 1  | 75  | 2.43 | 938  | 863  | 920 |
| Marek Mazanec*        | MIL | 31  | 18:65:43 | 18 | 10  | 3  | 0  | 76  | 2.44 | 881  | 805  | 914 |
| Cristopher Nilstorp   | TEX | 45  | 25:69:34 | 27 | 12  | 4  | 3  | 105 | 2.45 | 1283 | 1178 | 918 |
| Dov Grumet-Morris     | HFD | 39  | 21:87:33 | 17 | 15  | 5  | 1  | 92  | 2.52 | 1084 | 992  | 915 |
| Drew MacIntyre        | TOR | 48  | 28:66:22 | 29 | 15  | 3  | 1  | 121 | 2.53 | 1450 | 1329 | 917 |
| Mike McKenna          | SPR | 36  | 21:05:49 | 22 | 10  | 1  | 3  | 89  | 2.54 | 989  | 900  | 910 |
| Jacob Markstrom       | SA  | 29  | 16:87:36 | 12 | 11  | 3  | 2  | 72  | 2.56 | 875  | 803  | 918 |
| Jeff Deslauriers      | WBS | 40  | 21:39:58 | 20 | 15  | 3  | 1  | 92  | 2.58 | 875  | 783  | 895 |
| Philipp Grubauer      | HER | 28  | 16:85:27 | 13 | 13  | 2  | 3  | 73  | 2.60 | 865  | 792  | 916 |

\* - denotes rookie  
 x - made playoffs  
 y - won division

2013-14

MILWAUKEE ADMIRALS SCORING

| #             | Player                   | Pos | GP        | G          | A          | PTS        | +/-       | PIM         | PP        | SH       | GW        | OT       | Shots       | Sh%        | SOG       | SOA       | SO%          |
|---------------|--------------------------|-----|-----------|------------|------------|------------|-----------|-------------|-----------|----------|-----------|----------|-------------|------------|-----------|-----------|--------------|
| 20            | Mikka Salomaki*          | LW  | 75        | 20         | 30         | 50         | 6         | 83          | 6         | 0        | 3         | 0        | 163         | 12.3       | 2         | 6         | 0.333        |
| 41            | Taylor Beck              | RW  | 65        | 17         | 32         | 49         | -8        | 38          | 7         | 1        | 2         | 0        | 181         | 9.4        | 5         | 10        | 0            |
| 51            | Austin Watson            | C   | 76        | 22         | 24         | 46         | 4         | 24          | 5         | 0        | 7         | 1        | 192         | 11.5       | 1         | 5         | 0.2          |
| 19            | Calle Jarnkrok           | C   | 63        | 18         | 27         | 45         | 26        | 14          | 9         | 1        | 3         | 0        | 117         | 15.4       | 0         | 5         | 0.           |
|               | MIL                      | C   | 6         | 5          | 4          | 9          | 7         | 0           | 3         | 1        | 0         | 0        | 18          | 27.8       | 0         | 1         | 0            |
| 18            | Colton Sissons*          | C   | 62        | 25         | 19         | 44         | -3        | 8           | 6         | 2        | 6         | 0        | 158         | 15.8       | 0         | 3         | 0            |
| 2             | Anthony Bitetto          | D   | 73        | 11         | 25         | 36         | -13       | 85          | 6         | 0        | 2         | 0        | 95          | 11.6       | 0         | 1         | 0            |
| 8             | Filip Forsberg*          | RW  | 47        | 15         | 19         | 34         | 7         | 14          | 7         | 0        | 0         | 0        | 146         | 10.3       | 1         | 6         | 0.167        |
| 33            | Bryan Rodney             | D   | 65        | 5          | 29         | 34         | -5        | 20          | 2         | 0        | 3         | 1        | 75          | 6.7        | 0         | 1         | 0            |
| 74            | Vinny Saponari*          | RW  | 58        | 15         | 18         | 33         | 11        | 14          | 6         | 0        | 0         | 0        | 98          | 15.3       | 2         | 9         | 0.222        |
| 29            | Mark Van Guilder         | C   | 69        | 14         | 15         | 29         | -2        | 28          | 1         | 0        | 5         | 1        | 118         | 11.9       | 0         | 1         | 0            |
| 21            | Simon Moser              | LW  | 48        | 8          | 18         | 26         | 2         | 8           | 3         | 0        | 0         | 0        | 105         | 7.6        | 1         | 4         | 0.25         |
| 10            | Patrick Cehlin           | RW  | 38        | 6          | 18         | 24         | 7         | 33          | 3         | 1        | 0         | 0        | 60          | 10         | 2         | 4         | 0.5          |
| 7             | Joe Piskula              | D   | 73        | 3          | 20         | 23         | 20        | 56          | 0         | 0        | 0         | 0        | 104         | 2.9        | 0         | 0         | 0            |
| 16            | Mathieu Tousignant       | C   | 76        | 8          | 13         | 21         | 1         | 158         | 0         | 1        | 0         | 0        | 95          | 8.4        | 5         | 6         | 0.833        |
| 47            | Francis Wathier          | LW  | 65        | 9          | 11         | 20         | -3        | 66          | 2         | 1        | 2         | 0        | 125         | 7.2        | 0         | 1         | 0            |
|               | MIL                      | LW  | 17        | 4          | 7          | 11         | 1         | 25          | 2         | 0        | 1         | 0        | 32          | 12.5       | 0         | 1         | 0            |
| 55            | Charles-Olivier Roussel* | D   | 66        | 4          | 13         | 17         | 3         | 19          | 1         | 0        | 3         | 1        | 73          | 5.5        | 0         | 0         | 0            |
| 15            | Kevin Henderson          | LW  | 50        | 7          | 7          | 14         | -3        | 14          | 0         | 0        | 0         | 0        | 66          | 10.6       | 0         | 1         | 0            |
| 88            | Joonas Rask              | RW  | 58        | 4          | 10         | 14         | 8         | 15          | 0         | 1        | 0         | 0        | 75          | 5.3        | 0         | 1         | 0            |
| 36            | Joonas Jarvinen          | D   | 54        | 4          | 8          | 12         | 14        | 68          | 0         | 0        | 1         | 0        | 56          | 7.1        | 0         | 0         | 0            |
| 22            | Scott Valentine          | D   | 65        | 2          | 9          | 11         | 1         | 59          | 0         | 0        | 0         | 0        | 88          | 2.3        | 0         | 0         | 0            |
| 24            | Zach Budish*             | RW  | 41        | 3          | 6          | 9          | 4         | 22          | 1         | 0        | 0         | 0        | 56          | 5.4        | 0         | 0         | 0            |
| 17            | Michael Liambas          | LW  | 60        | 3          | 5          | 8          | -3        | 267         | 0         | 0        | 0         | 0        | 61          | 4.9        | 0         | 0         | 0            |
| 4             | Scott Ford               | D   | 66        | 3          | 3          | 6          | 3         | 83          | 0         | 0        | 1         | 0        | 61          | 4.9        | 0         | 0         | 0            |
| 25            | Joshua Shalla            | LW  | 26        | 2          | 2          | 4          | -8        | 12          | 1         | 0        | 0         | 0        | 31          | 6.5        | 0         | 0         | 0            |
| 3             | Jonathan Diaby*          | D   | 4         | 0          | 1          | 1          | 0         | 5           | 0         | 0        | 0         | 0        | 4           | 0          | 0         | 0         | 0            |
| 31            | Marek Mazanec*           | G   | 31        | 0          | 1          | 1          | 0         | 2           | 0         | 0        | 0         | 0        | 0           | 0          | 0         | 0         | 0            |
| 23            | Kirill Gotovets*         | D   | 1         | 0          | 0          | 0          | 0         | 0           | 0         | 0        | 0         | 0        | 0           | 0          | 0         | 0         | 0            |
| 5             | Michael Young*           | D   | 1         | 0          | 0          | 0          | 0         | 0           | 0         | 0        | 0         | 0        | 0           | 0          | 0         | 0         | 0            |
| 35            | Pekka Rinne              | G   | 2         | 0          | 0          | 0          | 0         | 0           | 0         | 0        | 0         | 0        | 0           | 0          | 0         | 0         | 0            |
| 12            | Mikko Vainonen*          | D   | 2         | 0          | 0          | 0          | -1        | 0           | 0         | 0        | 0         | 0        | 1           | 0          | 0         | 0         | 0            |
| 11            | Paul Crowder             | C   | 4         | 0          | 0          | 0          | -2        | 2           | 0         | 0        | 0         | 0        | 5           | 0          | 0         | 0         | 0            |
|               | Hannu Toivonen           | G   | 4         | 0          | 0          | 0          | 0         | 0           | 0         | 0        | 0         | 0        | 0           | 0          | 0         | 0         | 0            |
| 13            | Joe Pendenza*            | C   | 5         | 0          | 0          | 0          | -1        | 2           | 0         | 0        | 0         | 0        | 8           | 0          | 0         | 0         | 0            |
| 5             | Theo Ruth                | D   | 6         | 0          | 0          | 0          | 0         | 0           | 0         | 0        | 0         | 0        | 2           | 0          | 0         | 0         | 0            |
| 15            | Braden Pimm*             | F   | 9         | 0          | 0          | 0          | 0         | 0           | 0         | 0        | 0         | 0        | 7           | 0          | 0         | 0         | 0            |
| 45            | Magnus Hellberg          | G   | 21        | 0          | 0          | 0          | 0         | 0           | 0         | 0        | 0         | 0        | 0           | 0          | 0         | 0         | 0            |
|               | Scott Darling*           | G   | 26        | 0          | 0          | 0          | 0         | 23          | 0         | 0        | 0         | 0        | 0           | 0          | 0         | 0         | 0            |
| <b>TOTALS</b> |                          |     | <b>76</b> | <b>215</b> | <b>356</b> | <b>566</b> | <b>50</b> | <b>1211</b> | <b>60</b> | <b>7</b> | <b>34</b> | <b>4</b> | <b>2239</b> | <b>9.4</b> | <b>19</b> | <b>60</b> | <b>0.317</b> |

| #             | Goalie          | GP | MINS      | W              | L         | SL        | SO       | GA         | GAA         | SA          | SVS         | SV%         | SOGP      | SOGA      | SOA       | SO%          |
|---------------|-----------------|----|-----------|----------------|-----------|-----------|----------|------------|-------------|-------------|-------------|-------------|-----------|-----------|-----------|--------------|
| 35            | Pekka Rinne     | 2  | 121:28    | 2              | 0         | 0         | 0        | 2          | 0.99        | 35          | 33          | .943        | 0         | 0         | 0         | 0.000        |
| 37            | Scott Darling   | 26 | 1346:53   | 13             | 6         | 2         | 6        | 45         | 2.00        | 667         | 622         | .933        | 3         | 8         | 15        | 0.467        |
| 31            | Marek Mazanec   | 31 | 1865:43   | 18             | 10        | 3         | 0        | 76         | 2.44        | 881         | 805         | .914        | 4         | 6         | 18        | 0.667        |
| 1             | Hannu Toivonen  | 4  | 120:04    | 1              | 1         | 1         | 0        | 5          | 2.50        | 55          | 50          | .909        | 1         | 2         | 6         | 0.667        |
| 45            | Magnus Hellberg | 21 | 1168:16   | 5              | 13        | 1         | 1        | 55         | 2.82        | 615         | 560         | .911        | 4         | 2         | 19        | 0.895        |
|               | Empty Net       |    | 26:13     |                |           |           |          | 9          |             | 9           |             |             |           |           |           |              |
| <b>TOTALS</b> |                 |    | <b>76</b> | <b>4648:37</b> | <b>39</b> | <b>30</b> | <b>7</b> | <b>192</b> | <b>2.48</b> | <b>2262</b> | <b>2070</b> | <b>.915</b> | <b>12</b> | <b>18</b> | <b>58</b> | <b>0.690</b> |

Bold - on Nashville Predators 2013-14 reserve list

\* - denotes rookie

## AHL PLAYOFF RESULTS/STATS

## WESTERN CONFERENCE QUARTERFINALS: NO. 6 MILWAUKEE ADMIRALS VS. NO. 3 TORONTO MARLIES

| No. | Date     | Result | Score                    | Game-winning goal | Winning goaltender |
|-----|----------|--------|--------------------------|-------------------|--------------------|
| 1   | April 25 | L      | Toronto 6 at Milwaukee 2 | T.J. Brennan      | Drew MacIntyre     |
| 2   | April 26 | L      | Toronto 5 at Milwaukee 2 | Brandon Kozun     | Drew MacIntyre     |
| 3   | May 1    | L      | Milwaukee 0 at Toronto 2 | Greg McKegg       | Drew MacIntyre     |

(Toronto wins series, 3 games to 0)

| Division Semifinals | GP | W | L | GF | GA |
|---------------------|----|---|---|----|----|
| Milwaukee           | 3  | 0 | 3 | 4  | 13 |
| Toronto             | 3  | 3 | 0 | 13 | 4  |

## 2014 MILWAUKEE ADMIRALS CALDER CUP PLAYOFF SCORING

| #      | Player                   | Pos | GP | G | A | PTS | +/- | PIM | PP | PPA | SH | SHA | GW | OT | Shots | Sh%  |
|--------|--------------------------|-----|----|---|---|-----|-----|-----|----|-----|----|-----|----|----|-------|------|
| 33     | Bryan Rodney             | D   | 3  | 1 | 2 | 3   | -1  | 0   | 0  | 1   | 0  | 0   | 0  | 0  | 2     | 50   |
| 10     | Patrick Cehlin           | RW  | 2  | 1 | 1 | 2   | 0   | 0   | 0  | 0   | 0  | 0   | 0  | 0  | 4     | 25   |
| 8      | Filip Forsberg*          | RW  | 3  | 1 | 1 | 2   | 0   | 0   | 1  | 0   | 0  | 0   | 0  | 0  | 7     | 14.3 |
| 19     | Calle Jarnkrok           | C   | 3  | 1 | 1 | 2   | 0   | 2   | 0  | 0   | 0  | 0   | 0  | 0  | 10    | 10   |
| 7      | Joe Piskula              | D   | 3  | 0 | 1 | 1   | 0   | 4   | 0  | 0   | 0  | 0   | 0  | 0  | 2     | 0    |
| 18     | Colton Sissons*          | C   | 3  | 0 | 1 | 1   | -3  | 2   | 0  | 1   | 0  | 0   | 0  | 0  | 6     | 0    |
| 17     | Michael Liambas          | LW  | 2  | 0 | 0 | 0   | 0   | 2   | 0  | 0   | 0  | 0   | 0  | 0  | 3     | 0    |
| 74     | Vinny Saponari*          | RW  | 2  | 0 | 0 | 0   | -1  | 0   | 0  | 0   | 0  | 0   | 0  | 0  | 4     | 0    |
| 41     | Taylor Beck              | RW  | 3  | 0 | 0 | 0   | -3  | 2   | 0  | 0   | 0  | 0   | 0  | 0  | 8     | 0    |
| 2      | Anthony Bitetto          | D   | 3  | 0 | 0 | 0   | -2  | 8   | 0  | 0   | 0  | 0   | 0  | 0  | 2     | 0    |
| 4      | Scott Ford               | D   | 3  | 0 | 0 | 0   | 0   | 0   | 0  | 0   | 0  | 0   | 0  | 0  | 2     | 0    |
| 36     | Joonas Jarvinen          | D   | 3  | 0 | 0 | 0   | -2  | 2   | 0  | 0   | 0  | 0   | 0  | 0  | 3     | 0    |
| 31     | Marek Mazanec*           | G   | 3  | 0 | 0 | 0   | 0   | 0   | 0  | 0   | 0  | 0   | 0  | 0  | 0     | 0    |
| 21     | Simon Moser              | LW  | 3  | 0 | 0 | 0   | -1  | 0   | 0  | 0   | 0  | 0   | 0  | 0  | 7     | 0    |
| 55     | Charles-Olivier Roussel* | D   | 3  | 0 | 0 | 0   | 0   | 2   | 0  | 0   | 0  | 0   | 0  | 0  | 2     | 0    |
| 20     | Miikka Salomaki*         | LW  | 3  | 0 | 0 | 0   | -1  | 6   | 0  | 0   | 0  | 0   | 0  | 0  | 5     | 0    |
| 16     | Mathieu Tousignant       | C   | 3  | 0 | 0 | 0   | 0   | 2   | 0  | 0   | 0  | 0   | 0  | 0  | 5     | 0    |
| 29     | Mark Van Guilder         | C   | 3  | 0 | 0 | 0   | -2  | 2   | 0  | 0   | 0  | 0   | 0  | 0  | 4     | 0    |
| 47     | Francis Wathier          | LW  | 3  | 0 | 0 | 0   | -3  | 6   | 0  | 0   | 0  | 0   | 0  | 0  | 5     | 0    |
| 51     | Austin Watson            | C   | 3  | 0 | 0 | 0   | -3  | 6   | 0  | 0   | 0  | 0   | 0  | 0  | 8     | 0    |
| TOTALS |                          |     | 3  | 4 | 7 | 11  | -22 | 48  | 1  | 2   | 0  | 0   | 0  | 0  | 89    | 4.5  |

| #      | Goalie         | GP | MIN    | W | L | SO | GA | GAA  | SA | SVS | SV%  |
|--------|----------------|----|--------|---|---|----|----|------|----|-----|------|
| 31     | Marek Mazanec* | 3  | 177:56 | 0 | 3 | 0  | 9  | 3.03 | 88 | 79  | .898 |
|        | Empty Net      |    | 2:04   |   |   |    |    |      |    |     |      |
| TOTALS |                | 3  | 180:00 | 0 | 3 | 0  | 13 | 4.33 | 92 | 79  | .859 |

Bold - on Nashville Predators 2013-14 reserve list

\* - denotes rookie

# NHL & OPP





# ONENTS







# NHL & OPPONENTS

## 2013-14 FINAL STANDINGS

### EASTERN CONFERENCE

| ATLANTIC                | GP | W  | L  | OTL | PTS | ROW | GF  | GA  |
|-------------------------|----|----|----|-----|-----|-----|-----|-----|
| * - Boston Bruins       | 82 | 54 | 19 | 9   | 117 | 51  | 261 | 177 |
| x - Tampa Bay Lightning | 82 | 46 | 27 | 9   | 101 | 38  | 240 | 215 |
| x - Montreal Canadiens  | 82 | 46 | 28 | 8   | 100 | 40  | 215 | 204 |
| w - Detroit Red Wings   | 82 | 39 | 28 | 15  | 93  | 34  | 222 | 230 |
| Ottawa Senators         | 82 | 37 | 31 | 14  | 88  | 30  | 236 | 265 |
| Toronto Maple Leafs     | 82 | 38 | 36 | 8   | 84  | 29  | 231 | 256 |
| Florida Panthers        | 82 | 29 | 45 | 8   | 66  | 21  | 196 | 268 |
| Buffalo Sabres          | 82 | 21 | 51 | 10  | 52  | 14  | 157 | 248 |

| METROPOLITAN              | GP | W  | L  | OTL | PTS | ROW | GF  | GA  |
|---------------------------|----|----|----|-----|-----|-----|-----|-----|
| y - Pittsburgh Penguins   | 82 | 51 | 24 | 7   | 109 | 44  | 249 | 207 |
| x - New York Rangers      | 82 | 45 | 31 | 6   | 96  | 41  | 218 | 193 |
| x - Philadelphia Flyers   | 82 | 42 | 30 | 10  | 94  | 39  | 236 | 235 |
| w - Columbus Blue Jackets | 82 | 43 | 32 | 7   | 93  | 38  | 231 | 216 |
| Washington Capitals       | 82 | 38 | 30 | 14  | 90  | 28  | 235 | 240 |
| New Jersey Devils         | 82 | 35 | 29 | 18  | 88  | 35  | 197 | 208 |
| Carolina Hurricanes       | 82 | 36 | 35 | 11  | 83  | 34  | 207 | 230 |
| New York Islanders        | 82 | 34 | 37 | 11  | 79  | 25  | 225 | 267 |

### WESTERN CONFERENCE

| CENTRAL                | GP | W  | L  | OTL | PTS | ROW | GF  | GA  |
|------------------------|----|----|----|-----|-----|-----|-----|-----|
| y - Colorado Avalanche | 82 | 52 | 22 | 8   | 112 | 47  | 250 | 220 |
| x - St. Louis Blues    | 82 | 52 | 23 | 7   | 111 | 43  | 248 | 191 |
| x - Chicago Blackhawks | 82 | 46 | 21 | 15  | 107 | 40  | 267 | 220 |
| w - Minnesota Wild     | 82 | 43 | 27 | 12  | 98  | 35  | 207 | 206 |
| w - Dallas Stars       | 82 | 40 | 31 | 11  | 91  | 36  | 235 | 228 |
| Nashville Predators    | 82 | 38 | 32 | 12  | 88  | 36  | 216 | 242 |
| Winnipeg Jets          | 82 | 37 | 35 | 10  | 84  | 29  | 227 | 237 |

| PACIFIC               | GP | W  | L  | OTL | PTS | ROW | GF  | GA  |
|-----------------------|----|----|----|-----|-----|-----|-----|-----|
| z - Anaheim Ducks     | 82 | 54 | 20 | 8   | 116 | 51  | 266 | 209 |
| x - San Jose Sharks   | 82 | 51 | 22 | 9   | 111 | 41  | 249 | 200 |
| x - Los Angeles Kings | 82 | 46 | 28 | 8   | 100 | 38  | 206 | 174 |
| Phoenix Coyotes       | 82 | 37 | 30 | 15  | 89  | 31  | 216 | 231 |
| Vancouver Canucks     | 82 | 36 | 35 | 11  | 83  | 31  | 196 | 223 |
| Calgary Flames        | 82 | 35 | 40 | 7   | 77  | 28  | 209 | 241 |
| Edmonton Oilers       | 82 | 29 | 44 | 9   | 67  | 25  | 203 | 270 |

GP - Games Played W - Wins L - Losses Pts - Points OT - Overtime/ Shootout Losses  
 ROW - Regulation/Overtime Wins (first tiebreaker if tied in points) GF - Goals For GA - Goals Against

z - Best Record in Conference y - Division Title x - Divisional Playoff Berth w - Wild Card  
 \* - Clinched Presidents' Trophy (Best Regular-Season Record)

### 2014 STANLEY CUP PLAYOFF RESULTS

| EASTERN CONFERENCE                    | WESTERN CONFERENCE                 |
|---------------------------------------|------------------------------------|
| <b>QUARTERFINALS</b>                  | <b>QUARTERFINALS</b>               |
| Boston defeated Detroit, 4-1          | Minnesota defeated Colorado, 4-3   |
| Montreal defeated Tampa Bay, 4-0      | Chicago defeated St. Louis, 4-2    |
| Pittsburgh defeated Columbus, 4-2     | Anaheim defeated Dallas, 4-2       |
| NY Rangers defeated Philadelphia, 4-3 | Los Angeles defeated San Jose, 4-3 |
| <b>SEMIFINALS</b>                     | <b>SEMIFINALS</b>                  |
| Montreal defeated Boston, 4-3         | Chicago defeated Minnesota, 4-2    |
| NY Rangers defeated Pittsburgh, 4-3   | Los Angeles defeated Anaheim, 4-3  |
| <b>CONFERENCE FINALS</b>              | <b>CONFERENCE FINALS</b>           |
| NY Rangers defeated Montreal, 4-2     | Los Angeles defeated Chicago, 4-3  |

### STANLEY CUP FINALS

Los Angeles defeated NY Rangers, 4-1

# NHL & OPPONENTS

## 2013-14 NHL AWARDS

| AWARD                             | GIVEN TO   | WINNER/TEAM                             |
|-----------------------------------|--|---|
| Hart Memorial Trophy              | Most valuable player, selected by the Professional Hockey Writers' Association                         | Sidney Crosby, Pittsburgh Penguins      |
| Art Ross Trophy                   | NHL scoring leader   | Sidney Crosby, Pittsburgh Penguins      |
| Maurice "Rocket" Richard Trophy   | NHL goal-scoring leader  | Alexander Ovechkin, Washington Capitals |
| Calder Memorial Trophy            | Rookie of the year, selected by the PHWA   | Nathan MacKinnon, Colorado Avalanche    |
| James Norris Memorial Trophy      | Top defenseman, selected by the PHWA   | Duncan Keith, Chicago Blackhawks        |
| Vezina Trophy                     | Top goaltender, selected by the NHL general managers   | Tuukka Rask, Boston Bruins              |
| Conn Smythe Trophy                | Playoff MVP, selected by the PHWA  | Justin Williams, Los Angeles Kings      |
| William M. Jennings Trophy        | Team goaltender(s) with fewest goals against   | Jonathan Quick, Los Angeles Kings       |
| Lady Byng Memorial Trophy         | Most sportsmanlike player, selected by the PHWA  | Ryan O'Reilly, Colorado Avalanche       |
| Frank J. Selke Trophy             | Top defensive forward, selected by the PHWA  | Patrice Bergeron, Boston Bruins         |
| Bill Masterton Memorial Trophy    | Player who best exemplifies perseverance, sportsmanship and dedication to hockey, selected by the PHWA | Dominic Moore, New York Rangers         |
| King Clancy Memorial Trophy       | Player who best exemplifies leadership and humanitarian contributions                                  | Andrew Ference, Edmonton Oilers         |
| Ted Lindsay Award                 | Most valuable player, selected by the NHL Players' Association   | Sidney Crosby, Pittsburgh Penguins      |
| Jack Adams Award                  | Coach of the year, selected by the NHL Broadcasters' Association                                       | Patrick Roy, Colorado Avalanche         |
| NHL Foundation Award              | Contribution to charitable causes  | Patrice Bergeron, Boston Bruins         |
| General Manager of the Year Award | Selected by NHL General Managers   | Bob Murray, Anaheim Ducks               |
| Mark Messier Leadership Award     | Superior leader in hockey and a contributing member of society   | Dustin Brown, Los Angeles Kings         |
| Lester Patrick Trophy             | Hockey personnel who have given outstanding service to hockey in the U.S.                              | Kevin Allen                             |
| Presidents' Trophy                | Club with top regular-season record  | Boston Bruins                           |
| Prince of Wales Trophy            | Eastern Conference Champion  | New York Rangers                        |
| Clarence S. Campbell Bowl         | Western Conference Champion  | Los Angeles Kings                       |
| Stanley Cup                       | Stanley Cup Champion   | Los Angeles Kings                       |





# NHL & OPPONENTS

## 2013-14 ALL-STARS & LEADERS

### 2013-14 NHL ALL-STAR TEAMS

#### FIRST ALL-STAR TEAM

|            |               |                     |
|------------|---------------|---------------------|
| GOALTENDER | Tuukka Rask   | Boston Bruins       |
| DEFENSE    | Duncan Keith  | Chicago Blackhawks  |
| DEFENSE    | Zdeno Chara   | Boston Bruins       |
| CENTER     | Sidney Crosby | Pittsburgh Penguins |
| LEFT WING  | Corey Perry   | Anaheim Ducks       |
| RIGHT WING | Jamie Benn    | Dallas Stars        |

#### SECOND ALL-STAR TEAM

|            |                   |                            |
|------------|-------------------|----------------------------|
| GOALTENDER | Semyon Varlamov   | Colorado Avalanche         |
| DEFENSE    | <b>Shea Weber</b> | <b>Nashville Predators</b> |
| DEFENSE    | Alex Pietrangelo  | St. Louis Blues            |
| CENTER     | Ryan Getzlaf      | Anaheim Ducks              |
| LEFT WING  | Joe Pavelski      | San Jose Sharks            |
| RIGHT WING | Alex Ovechkin     | Washington Capitals        |

#### ALL-ROOKIE TEAM

|            |                   |                     |
|------------|-------------------|---------------------|
| GOALTENDER | Frederik Andersen | Anaheim Ducks       |
| DEFENSE    | Hampus Lindholm   | Anaheim Ducks       |
| DEFENSE    | Torey Krug        | Boston Bruins       |
| FORWARD    | Tyler Johnson     | Tampa Bay Lightning |
| FORWARD    | Nathan MacKinnon  | Colorado Avalanche  |
| FORWARD    | Ondrej Palat      | Tampa Bay Lightning |

### 2013-14 NHL CATEGORY LEADERS

| CATEGORY                     | LEADER   | TEAM   | TOTAL |
|------------------------------|--|--|-------|
| Goals                        | Alexander Ovechkin                                       | Washington Capitals  | 51    |
| Assists                      | Sidney Crosby  | Pittsburgh Penguins  | 68    |
| Points                       | Sidney Crosby  | Pittsburgh Penguins  | 104   |
| Points by Defenseman         | Erik Karlsson  | Ottawa Senators  | 74    |
| Points by Rookie             | Nathan MacKinnon   | Colorado Avalanche   | 63    |
| Power-play Goals             | Alexander Ovechkin                                       | Washington Capitals  | 24    |
| Shorthanded Goals            | Brad Marchand/Tyler Johnson                              | Boston Bruins/Tampa Bay Lightning                                      | 5     |
| Game-winning Goals           | Max Pacioretty   | Montreal Canadiens   | 11    |
| Overtime Goals               | Alexander Ovechkin/James Neal/<br>Tyson Barrie           | Washington Capitals/Pittsburgh Penguins/<br>Colorado Avalanche         | 3     |
| Shootout Game-deciding Goals | T.J. Oshie/Andrew Ladd/Anze Kopitar/<br>David Desharnais | St. Louis Blues/Winnipeg Jets/<br>Los Angeles Kings/Montreal Canadiens | 3     |
| Shots                        | Alexander Ovechkin                                       | Washington Capitals  | 386   |
| Shooting Percentage          | Tyler Bozak  | Toronto Maple Leafs  | 21.1% |
| Plus/Minus                   | David Krejci   | Boston Bruins  | 39    |
| Goals-Against Average        | Josh Harding   | Minnesota Wild   | 1.65  |
| Goaltender Wins              | Semyon Varlamov  | Colorado Avalanche   | 41    |
| Save Percentage              | Josh Harding   | Minnesota Wild   | .933  |
| Shutouts                     | Tuukka Rask  | Boston Bruins  | 7     |

### NHL New York, NHL Enterprises, L.P. & NHL Productions/NHL Images

New York, 1185 Avenue of the Americas,  
New York, NY 10036, 212-789-2000,  
Fax: 212-789-2020, Fax: 212-789-2070

### NHL Montréal,

1800 McGill College Avenue, Suite 2600,  
Montréal, Québec, H3A 3J6  
514-841-9220, Fax: 514-841-1070

### NHL Toronto & NHL Enterprises Canada, L.P.,

50 Bay Street, 11th Floor,  
Toronto, Ontario, M5J 2X8,  
416-359-7900, Fax: 416-981-2779



### Executive Directory

|                                 |                 |
|---------------------------------|-----------------|
| Commissioner :                  | Gary B. Bettman |
| Deputy Commissioner:            | William Daly    |
| Chief Operating Officer:        | John Collins    |
| Senior Executive Vice           |                 |
| President of Hockey Operations: | Colin Campbell  |

# NHL & OPPONENTS

## 2014-15 CRITICAL DATES

### September

- 11 Rookie camps open
- 18 Training camps open
- 21 Preseason schedule begins
- 24 Kraft Hockeyville: Arizona Coyotes at Calgary Flames (Sylvan Lake, Alta.)
- 25 CCM/USA Hockey All-American Prospects Game (Buffalo, N.Y.)
- 30 NHL Board of Governors Meeting (New York, N.Y.)

### October

- 7 Opening day playing rosters set (5:00 p.m. ET)
- 8 Opening night - Regular Season begins
- 8 2014 Molson Canadian NHL Face-Off™ (Toronto, Ont.)
- 8 Kings raise Stanley Cup banner: San Jose Sharks at Los Angeles Kings
- 11 NHL Game Night (all teams in action)
- 20-Nov. 17 Hockey Fights Cancer Awareness Month

### November

- 14 Hockey Hall of Fame Game: Pittsburgh Penguins at Toronto Maple Leafs (Air Canada Centre, Toronto, Ont.)
- 17 Hockey Hall of Fame induction ceremony (Toronto, Ont.)  
Inductees: Rob Blake, Peter Forsberg, Dominik Hasek, Mike Modano (Player category); Pat Burns (Builder category), Bill McCreary (Referee/Linesman category);  
Media honorees: Kevin Allen, Pat Foley.
- 18 General Managers' Meeting (Toronto, Ont.)
- 26 NHL Founders Day (1917) - Nine games on schedule
- 28 2014 Discover NHL Thanksgiving Showdown™:  
New York Rangers at Philadelphia Flyers (1:00 p.m. ET)

### December

- 1 Signing deadline for Group 2 free agents (5:00 p.m. ET)
- 4 U.S. Hockey Hall of Fame induction & Celebration of Lester Patrick (Minn/St. Paul, Minn.). Inductees: Karyn Bye Dietz, Brian Rafalski, Jeff Sauer, Lou Vairo.
- 8-9 NHL Board of Governors Meeting (Boca Raton, Fla.)
- 19-27 Holiday roster freeze in effect: For all players on an NHL active roster, injured reserve, or with non-roster and injured non-roster status as of midnight (local time) Dec. 19, a roster freeze shall apply through midnight (local time) Dec. 27, with respect to waivers, trades and loans, subject to the exceptions provided for in CBA Article 16.5 (d).
- 24-26 Holiday break (no scheduled practices - dressing rooms closed)
- 26-Jan. 5 IIHF World Junior Championship (Montreal, Que. & Toronto, Ont.)

### January

- 1 2015 Bridgestone NHL Winter Classic®:  
Chicago Blackhawks at Washington Capitals (Nationals Park, Washington, D.C.)
- 13 USHL/NHL Top Prospects Game (Dubuque, Iowa)
- 21 CCM/ECHL All-Star Classic (Orlando, Fla.)
- 22 CHL/NHL Top Prospects Game (St. Catharines, Ont.)
- 22-26 NHL All-Star Break (no games played)
- 22-25 No scheduled practices - dressing rooms closed

### January

- 24 NHL All-Star Skills Competition™ (Nationwide Arena, Columbus, Ohio)
- 25 60th NHL All-Star Game (Nationwide Arena, Columbus, Ohio)
- 27 NHL Regular Season resumes

### February

- 1 Hockey is for Everyone Month begins
- 14 Scotiabank Hockey Day in Canada (host: Halifax, N.S.)
- 21 2015 Coors Light NHL Stadium Series™: Los Angeles Kings at San Jose Sharks (Levi's® Stadium, Santa Clara, Calif.)
- 20-22 Eighth Annual Hockey Weekend Across America presented by CCM (USA Hockey)

### March

- 2 Trade deadline (3:00 p.m. ET)

### April

- 9-11 NCAA Frozen Four (TD Garden, Boston, Mass.)
- 11 Last day of regular season (all teams in action)
- 15 Stanley Cup Playoffs begin
- 16-26 IIHF Under-18 World Championship (Zug and Lucerne, Switzerland)

### May

- 1-17 IIHF World Championship (Prague and Ostrava, Czech Republic)
- 21-31 CHL Memorial Cup (Quebec City, Que.)
- 31-June 6 NHL Combine (Buffalo, N.Y.)

### June

- 20 Last possible day for 2014 Stanley Cup Final
- TBA Deadline for first club-elected salary arbitration (later of June 15 or 48 hours after the conclusion of the Stanley Cup Final, 5:00 p.m. ET)
- 26-27 NHL Draft (BB&T Center, Sunrise, Fla.)

### July

- 1 Free agency begins (12:00 p.m. ET)
- 5 Deadline for player-elected salary arbitration notification (5:00 p.m. ET)
- 6 Deadline for club-elected salary arbitration notification (5:00 p.m. ET)
- 20-Aug. 4 Salary arbitration hearings held

### August

- 6 Deadline for salary arbitration decisions to be rendered



# NHL & OPPONENTS

## NHL ON-ICE OFFICIALS

### REFEREES

| Name                  | #  |
|-----------------------|----|
| *BURCHELL, Darcy      | 42 |
| CHARRON, Francis      | 6  |
| *CHMIELEWSKI, Tom     | 43 |
| DEVORSKI, Paul        | 10 |
| DWYER, Gord           | 19 |
| FURLATT, Eric         | 27 |
| *HANSON, Trevor       | 47 |
| HASENFRATZ, Mike      | 2  |
| HEBERT, Ghislain      | 22 |
| HEBERT, Jean          | 15 |
| JACKSON, Dave         | 8  |
| JOANNETTE, Marc       | 25 |
| KIMMERLY, Greg        | 18 |
| KOWAL, Tom            | 32 |
| KOZARI, Steve         | 40 |
| L'ECUYER, Frederick   | 17 |
| LARUE, Dennis         | 14 |
| LEE, Chris            | 28 |
| LEGGO, Mike           | 3  |
| *LEMELIN, Mark        | 41 |
| *LEWIS, Dave          | 46 |
| *LUXMORE, Thomas John | 49 |
| MARTELL, Rob          | 26 |
| MCCAULEY, Wes         | 4  |
| *MCISAAC, Jon         | 45 |
| MEIER, Brad           | 34 |
| MORTON, Dean          | 36 |
| NICHOLSON, Kendrick   | 44 |
| O'HALLORAN, Dan       | 13 |
| O'ROURKE, Dan         | 9  |
| PEEL, Tim             | 20 |
| POCHMARA, Brian       | 16 |
| POLLOCK, Kevin        | 33 |
| RANK, Garrett         | 48 |
| REHMAN, Kyle          | 37 |
| ROONEY, Chris         | 5  |
| SKILLITER, Graham     | 24 |
| ST. PIERRE, Justin    | 12 |
| ST-LAURENT, Francois  | 38 |
| SUTHERLAND, Kelly     | 11 |
| WALSH, Ian            | 29 |
| WATSON, Brad          | 23 |

### LINESMEN

| Name              | #  |
|-------------------|----|
| AMELL, Derek      | 75 |
| BARTON, Steve     | 59 |
| BRISEBOIS, David  | 96 |
| CAMERON, Lonnie   | 74 |
| CHERREY, Scott    | 50 |
| CORMIER, Michel   | 76 |
| CVIK, Mike        | 88 |
| DEVORSKI, Greg    | 54 |
| DRISCOLL, Scott   | 68 |
| GALLOWAY, Ryan    | 82 |
| GIBBS, Darren     | 66 |
| *GRANDT, John     | 98 |
| HENDERSON, Don    | 91 |
| HEYER, Shane      | 55 |
| KOVACHIK, Brad    | 71 |
| *KNORR, Trent     | 63 |
| LAZAROWICH, Brad  | 86 |
| MACH, Brian       | 78 |
| MACPHERSON, Matt  | 83 |
| MCELMAN, Andy     | 90 |
| MILLER, Steve     | 89 |
| MORIN, Jean       | 97 |
| MURCHISON, Kiel   | 79 |
| MURPHY, Brian     | 93 |
| MURRAY, Jonny     | 95 |
| NANSEN, Derek     | 70 |
| NELSON, Thor      | 80 |
| NOWAK, Tim        | 77 |
| PANCICH, Bryan    | 94 |
| RACICOT, Pierre   | 65 |
| RODY, Vaughan     | 73 |
| SERICOLO, Anthony | 84 |
| SHARRERS, Jay     | 57 |
| SHEWCHYK, Mark    | 92 |
| WHEELER, Mark     | 56 |



# NHL & OPPONENTS

## VERSUS SUMMARY

### NASHVILLE PREDATORS RECORD VS. THE NHL

|                           | OVERALL     |            |            |           |            |             |             |             |             |            |            |            |           | HOME      |             |             |            |             |            |            |            |           |           |             |             |            | ROAD        |  |  |  |  |  |  |  |  |  |  |  |  |  |  |  |  |  |  |  |  |
|---------------------------|-------------|------------|------------|-----------|------------|-------------|-------------|-------------|-------------|------------|------------|------------|-----------|-----------|-------------|-------------|------------|-------------|------------|------------|------------|-----------|-----------|-------------|-------------|------------|-------------|--|--|--|--|--|--|--|--|--|--|--|--|--|--|--|--|--|--|--|--|
|                           | GP          | W          | L          | T         | OTL        | GF          | GA          | PTS         | %           | GP         | W          | L          | T         | OTL       | GF          | GA          | PTS        | %           | GP         | W          | L          | T         | OTL       | GF          | GA          | PTS        | %           |  |  |  |  |  |  |  |  |  |  |  |  |  |  |  |  |  |  |  |  |
| <b>EASTERN CONFERENCE</b> |             |            |            |           |            |             |             |             |             |            |            |            |           |           |             |             |            |             |            |            |            |           |           |             |             |            |             |  |  |  |  |  |  |  |  |  |  |  |  |  |  |  |  |  |  |  |  |
| <b>Atlantic Division</b>  |             |            |            |           |            |             |             |             |             |            |            |            |           |           |             |             |            |             |            |            |            |           |           |             |             |            |             |  |  |  |  |  |  |  |  |  |  |  |  |  |  |  |  |  |  |  |  |
| Boston                    | 19          | 7          | 9          | 1         | 2          | 44          | 54          | 17          | .447        | 10         | 5          | 5          | 0         | 0         | 27          | 27          | 10         | .500        | 9          | 2          | 4          | 1         | 2         | 17          | 27          | 7          | .389        |  |  |  |  |  |  |  |  |  |  |  |  |  |  |  |  |  |  |  |  |
| Buffalo                   | 17          | 9          | 6          | 1         | 1          | 50          | 42          | 20          | .588        | 9          | 3          | 5          | 0         | 1         | 20          | 21          | 7          | .389        | 8          | 6          | 1          | 1         | 0         | 30          | 21          | 13         | .813        |  |  |  |  |  |  |  |  |  |  |  |  |  |  |  |  |  |  |  |  |
| Detroit                   | 87          | 34         | 41         | 4         | 8          | 220         | 271         | 80          | .460        | 43         | 21         | 17         | 2         | 3         | 121         | 118         | 47         | .547        | 44         | 13         | 24         | 2         | 5         | 99          | 153         | 33         | .375        |  |  |  |  |  |  |  |  |  |  |  |  |  |  |  |  |  |  |  |  |
| Florida                   | 20          | 9          | 7          | 3         | 1          | 49          | 51          | 22          | .550        | 10         | 6          | 2          | 2         | 0         | 26          | 19          | 14         | .700        | 10         | 3          | 5          | 1         | 1         | 23          | 32          | 8          | .400        |  |  |  |  |  |  |  |  |  |  |  |  |  |  |  |  |  |  |  |  |
| Montreal                  | 16          | 6          | 5          | 1         | 4          | 46          | 42          | 17          | .531        | 8          | 3          | 1          | 1         | 3         | 25          | 19          | 10         | .625        | 8          | 3          | 4          | 0         | 1         | 21          | 23          | 7          | .438        |  |  |  |  |  |  |  |  |  |  |  |  |  |  |  |  |  |  |  |  |
| Ottawa                    | 17          | 7          | 9          | 0         | 1          | 42          | 49          | 15          | .441        | 8          | 3          | 4          | 0         | 1         | 16          | 17          | 7          | .438        | 9          | 4          | 5          | 0         | 0         | 26          | 32          | 8          | .444        |  |  |  |  |  |  |  |  |  |  |  |  |  |  |  |  |  |  |  |  |
| Tampa Bay                 | 18          | 7          | 8          | 2         | 1          | 48          | 53          | 17          | .472        | 10         | 5          | 4          | 0         | 1         | 28          | 27          | 11         | .550        | 8          | 2          | 4          | 2         | 0         | 20          | 26          | 6          | .375        |  |  |  |  |  |  |  |  |  |  |  |  |  |  |  |  |  |  |  |  |
| Toronto                   | 15          | 8          | 6          | 1         | 0          | 43          | 36          | 17          | .567        | 5          | 3          | 2          | 0         | 0         | 14          | 13          | 6          | .600        | 10         | 5          | 4          | 1         | 0         | 29          | 23          | 11         | .550        |  |  |  |  |  |  |  |  |  |  |  |  |  |  |  |  |  |  |  |  |
| <b>Metropolitan</b>       |             |            |            |           |            |             |             |             |             |            |            |            |           |           |             |             |            |             |            |            |            |           |           |             |             |            |             |  |  |  |  |  |  |  |  |  |  |  |  |  |  |  |  |  |  |  |  |
| Carolina                  | 19          | 11         | 6          | 1         | 1          | 54          | 46          | 24          | .632        | 9          | 7          | 2          | 0         | 0         | 26          | 18          | 14         | .778        | 10         | 4          | 4          | 1         | 1         | 28          | 28          | 10         | .500        |  |  |  |  |  |  |  |  |  |  |  |  |  |  |  |  |  |  |  |  |
| Columbus                  | 76          | 51         | 18         | 1         | 6          | 235         | 169         | 109         | .717        | 39         | 30         | 5          | 1         | 3         | 132         | 83          | 64         | .821        | 37         | 21         | 13         | 0         | 3         | 103         | 86          | 45         | .608        |  |  |  |  |  |  |  |  |  |  |  |  |  |  |  |  |  |  |  |  |
| New Jersey                | 19          | 8          | 8          | 0         | 3          | 44          | 57          | 19          | .500        | 10         | 3          | 5          | 0         | 2         | 21          | 28          | 8          | .400        | 9          | 5          | 3          | 0         | 1         | 23          | 29          | 11         | .611        |  |  |  |  |  |  |  |  |  |  |  |  |  |  |  |  |  |  |  |  |
| NY Islanders              | 17          | 11         | 4          | 0         | 2          | 46          | 39          | 24          | .706        | 9          | 7          | 2          | 0         | 0         | 25          | 19          | 14         | .778        | 8          | 4          | 2          | 0         | 2         | 21          | 20          | 10         | .625        |  |  |  |  |  |  |  |  |  |  |  |  |  |  |  |  |  |  |  |  |
| NY Rangers                | 18          | 8          | 8          | 1         | 1          | 41          | 50          | 18          | .500        | 8          | 2          | 5          | 0         | 1         | 17          | 27          | 5          | .313        | 10         | 6          | 3          | 1         | 0         | 24          | 23          | 13         | .650        |  |  |  |  |  |  |  |  |  |  |  |  |  |  |  |  |  |  |  |  |
| Philadelphia              | 18          | 7          | 7          | 3         | 1          | 38          | 51          | 18          | .500        | 8          | 3          | 2          | 2         | 1         | 18          | 18          | 9          | .563        | 10         | 4          | 5          | 1         | 0         | 20          | 33          | 9          | .450        |  |  |  |  |  |  |  |  |  |  |  |  |  |  |  |  |  |  |  |  |
| Pittsburgh                | 19          | 9          | 7          | 2         | 1          | 59          | 54          | 21          | .553        | 10         | 6          | 3          | 0         | 1         | 35          | 24          | 13         | .650        | 9          | 3          | 4          | 2         | 0         | 24          | 30          | 8          | .444        |  |  |  |  |  |  |  |  |  |  |  |  |  |  |  |  |  |  |  |  |
| Washington                | 19          | 7          | 7          | 1         | 4          | 49          | 52          | 19          | .500        | 10         | 5          | 2          | 1         | 2         | 28          | 24          | 13         | .650        | 9          | 2          | 5          | 0         | 2         | 21          | 28          | 6          | .333        |  |  |  |  |  |  |  |  |  |  |  |  |  |  |  |  |  |  |  |  |
| <b>WESTERN CONFERENCE</b> |             |            |            |           |            |             |             |             |             |            |            |            |           |           |             |             |            |             |            |            |            |           |           |             |             |            |             |  |  |  |  |  |  |  |  |  |  |  |  |  |  |  |  |  |  |  |  |
| <b>Central Division</b>   |             |            |            |           |            |             |             |             |             |            |            |            |           |           |             |             |            |             |            |            |            |           |           |             |             |            |             |  |  |  |  |  |  |  |  |  |  |  |  |  |  |  |  |  |  |  |  |
| Chicago                   | 91          | 42         | 39         | 4         | 6          | 266         | 259         | 94          | .516        | 45         | 23         | 16         | 3         | 3         | 142         | 127         | 52         | .578        | 46         | 19         | 23         | 1         | 3         | 124         | 131         | 42         | .457        |  |  |  |  |  |  |  |  |  |  |  |  |  |  |  |  |  |  |  |  |
| Colorado                  | 59          | 28         | 23         | 5         | 3          | 168         | 163         | 64          | .542        | 29         | 15         | 10         | 3         | 1         | 91          | 86          | 34         | .586        | 30         | 13         | 13         | 2         | 2         | 77          | 77          | 30         | .500        |  |  |  |  |  |  |  |  |  |  |  |  |  |  |  |  |  |  |  |  |
| Dallas                    | 60          | 25         | 32         | 1         | 2          | 128         | 155         | 53          | .442        | 30         | 17         | 12         | 1         | 0         | 79          | 64          | 35         | .583        | 30         | 8          | 20         | 2         | 0         | 49          | 91          | 18         | .300        |  |  |  |  |  |  |  |  |  |  |  |  |  |  |  |  |  |  |  |  |
| Minnesota                 | 52          | 24         | 17         | 5         | 6          | 145         | 138         | 59          | .567        | 25         | 15         | 6          | 2         | 2         | 69          | 52          | 34         | .680        | 27         | 9          | 11         | 3         | 4         | 76          | 86          | 25         | .463        |  |  |  |  |  |  |  |  |  |  |  |  |  |  |  |  |  |  |  |  |
| St. Louis                 | 90          | 42         | 35         | 4         | 9          | 198         | 228         | 97          | .539        | 46         | 22         | 15         | 3         | 6         | 102         | 110         | 53         | .576        | 44         | 20         | 20         | 1         | 3         | 96          | 118         | 44         | .500        |  |  |  |  |  |  |  |  |  |  |  |  |  |  |  |  |  |  |  |  |
| Winnipeg                  | 21          | 12         | 6          | 1         | 2          | 62          | 57          | 27          | .643        | 10         | 7          | 3          | 0         | 0         | 34          | 25          | 14         | .700        | 11         | 5          | 3          | 1         | 2         | 28          | 32          | 13         | .591        |  |  |  |  |  |  |  |  |  |  |  |  |  |  |  |  |  |  |  |  |
| <b>Pacific Division</b>   |             |            |            |           |            |             |             |             |             |            |            |            |           |           |             |             |            |             |            |            |            |           |           |             |             |            |             |  |  |  |  |  |  |  |  |  |  |  |  |  |  |  |  |  |  |  |  |
| Anaheim                   | 58          | 24         | 25         | 2         | 7          | 134         | 157         | 57          | .491        | 29         | 15         | 9          | 2         | 3         | 74          | 69          | 35         | .603        | 29         | 9          | 16         | 0         | 4         | 60          | 88          | 22         | .379        |  |  |  |  |  |  |  |  |  |  |  |  |  |  |  |  |  |  |  |  |
| Calgary                   | 59          | 29         | 20         | 4         | 6          | 168         | 159         | 68          | .576        | 30         | 18         | 9          | 1         | 2         | 96          | 73          | 39         | .650        | 29         | 11         | 11         | 3         | 4         | 72          | 86          | 29         | .500        |  |  |  |  |  |  |  |  |  |  |  |  |  |  |  |  |  |  |  |  |
| Edmonton                  | 59          | 30         | 23         | 3         | 3          | 163         | 171         | 66          | .559        | 30         | 15         | 12         | 3         | 0         | 81          | 90          | 33         | .550        | 29         | 15         | 11         | 0         | 3         | 82          | 81          | 33         | .569        |  |  |  |  |  |  |  |  |  |  |  |  |  |  |  |  |  |  |  |  |
| Los Angeles               | 58          | 26         | 25         | 3         | 4          | 147         | 163         | 59          | .509        | 29         | 11         | 14         | 3         | 1         | 65          | 78          | 26         | .448        | 29         | 15         | 11         | 0         | 3         | 82          | 85          | 33         | .569        |  |  |  |  |  |  |  |  |  |  |  |  |  |  |  |  |  |  |  |  |
| Phoenix                   | 58          | 28         | 24         | 2         | 4          | 168         | 156         | 62          | .534        | 30         | 17         | 10         | 2         | 1         | 85          | 71          | 37         | .617        | 28         | 11         | 14         | 0         | 3         | 83          | 85          | 25         | .446        |  |  |  |  |  |  |  |  |  |  |  |  |  |  |  |  |  |  |  |  |
| San Jose                  | 58          | 27         | 23         | 2         | 6          | 147         | 152         | 62          | .534        | 29         | 16         | 11         | 1         | 1         | 75          | 73          | 34         | .586        | 29         | 11         | 12         | 1         | 5         | 72          | 79          | 28         | .483        |  |  |  |  |  |  |  |  |  |  |  |  |  |  |  |  |  |  |  |  |
| Vancouver                 | 59          | 21         | 31         | 2         | 5          | 145         | 181         | 49          | .415        | 30         | 11         | 13         | 1         | 5         | 77          | 82          | 28         | .467        | 29         | 10         | 18         | 1         | 0         | 68          | 99          | 21         | .362        |  |  |  |  |  |  |  |  |  |  |  |  |  |  |  |  |  |  |  |  |
| <b>TOTAL</b>              | <b>1196</b> | <b>557</b> | <b>479</b> | <b>60</b> | <b>100</b> | <b>3147</b> | <b>3256</b> | <b>1247</b> | <b>.533</b> | <b>598</b> | <b>314</b> | <b>286</b> | <b>34</b> | <b>44</b> | <b>1648</b> | <b>1500</b> | <b>706</b> | <b>.590</b> | <b>598</b> | <b>243</b> | <b>273</b> | <b>26</b> | <b>56</b> | <b>1498</b> | <b>1752</b> | <b>568</b> | <b>.475</b> |  |  |  |  |  |  |  |  |  |  |  |  |  |  |  |  |  |  |  |  |

#### OVERALL

Longest unbeaten streak vs. one opponent:

14 - (14-0-0-0) 10/15/05-1/27/07 vs. St. Louis

Longest winning streak vs. one opponent:

14 - 10/15/05-1/27/07 vs. St. Louis

Longest wireless streak vs. one opponent:

8 - twice, (0-6-2-0) 4/7/01-12/12/02 vs. St. Louis & (0-4-3-1) 2/19/99-10/25/00 vs. Colorado

Longest losing streak vs. one opponent:

6 - five times, 11/29/01-11/3/02 vs. Phoenix, 11/22/00-11/2/01 vs. Dallas, 12/6/07-1/1/09 vs. Vancouver, 3/31/02-4/19/13 vs. Chicago & 4/9/13-3/15/14 vs. St. Louis

Most wins in one season vs. one opponent:

8 - twice, 2005-06 vs. St. Louis (8-0-0) & 2006-07 vs. Columbus (8-0-0)

Most losses in one season vs. one opponent:

5 - four times, 1998-99 vs. Detroit (1-5-0), 2006-07 vs. Detroit (2-5-1), 2012-13 vs. Chicago (0-3-2) & 2013-14 vs. St. Louis (0-4-1)

#### HOME

Longest unbeaten streak vs. one opponent:

17 - (17-0-0) 11/18/06-4/8/11 vs. Columbus

Longest winning streak vs. one opponent:

17 - 11/18/06-4/8/11 vs. Columbus

Longest wireless streak vs. one opponent:

11 - (0-8-3-0) 4/12/99-1/13/04 vs. Los Angeles

Longest losing streak vs. one opponent:

6 - twice, 10/23/06-2/1/11 vs. Calgary & 4/9/13-3/15/14 vs. St. Louis

#### ROAD

Longest unbeaten streak vs. one opponent:

8 - (7-0-1-0) 3/1/04-1/27/07 vs. St. Louis

Longest winning streak vs. one opponent:

7 - 10/15/05-1/27/07 vs. St. Louis

Longest wireless streak vs. one opponent:

9 - twice, (0-8-1-0) 12/4/00-12/28/05 vs. Vancouver & (0-1-1-1) 4/7/01-3/1/04 vs. St. Louis

Longest losing streak vs. one opponent:

8 - 4/7/01-12/16/03 vs. St. Louis



# NHL & OPPONENTS

## ANAHEIM DUCKS

### 2013-14 SEASON SERIES

#### @ NASHVILLE

| Date      | Score         | W/Goal        |
|-----------|---------------|---------------|
| 8 Feb '14 | ANA 5 @ NSH 2 | Emerson Etem  |
| 9 Jan '14 | ANA 4 @ NSH 3 | Teemu Selanne |

#### GOALS BY PERIOD

|           | 1st | 2nd | 3rd | OT | Total |
|-----------|-----|-----|-----|----|-------|
| Nashville | 7   | 2   | 1   | -  | 10    |
| Anaheim   | 2   | 6   | 3   | -  | 11    |

#### INDIVIDUAL SCORING

| PLAYER            | PREDATORS |   |   |   |     |     |    |    |
|-------------------|-----------|---|---|---|-----|-----|----|----|
|                   | GP        | G | A | P | +/- | PIM | PP | SH |
| Matt Cullen       | 2         | 0 | 5 | 5 | 4   | 0   | 0  | 0  |
| Mike Fisher       | 3         | 3 | 1 | 4 | -2  | 4   | 1  | 0  |
| Patric Hornqvist  | 2         | 1 | 3 | 4 | 1   | 2   | 0  | 0  |
| Colin Wilson      | 3         | 2 | 0 | 2 | -2  | 0   | 0  | 0  |
| Craig Smith       | 3         | 1 | 1 | 2 | 2   | 4   | 0  | 0  |
| Viktor Stalberg   | 3         | 1 | 1 | 2 | 2   | 2   | 0  | 0  |
| Rich Clune        | 3         | 1 | 0 | 1 | 0   | 22  | 0  | 0  |
| Paul Gaustad      | 2         | 1 | 0 | 1 | 1   | 0   | 0  | 0  |
| Gabriel Bourque   | 3         | 0 | 1 | 1 | 1   | 4   | 0  | 0  |
| Ryan Ellis        | 3         | 0 | 1 | 1 | 4   | 0   | 0  | 0  |
| Roman Josi        | 3         | 0 | 1 | 1 | -3  | 2   | 0  | 0  |
| Shea Weber        | 3         | 0 | 1 | 1 | -2  | 0   | 0  | 0  |
| Victor Bartley    | 2         | 0 | 1 | 1 | 0   | 0   | 0  | 0  |
| David Legwand     | 2         | 0 | 1 | 1 | 0   | 2   | 0  | 0  |
| Matt Hendricks    | 1         | 0 | 1 | 1 | 1   | 0   | 0  | 0  |
| Simon Moser       | 1         | 0 | 1 | 1 | 0   | 0   | 0  | 0  |
| Eric Nystrom      | 3         | 0 | 0 | 0 | -8  | 0   | 0  | 0  |
| Michael Del Zotto | 2         | 0 | 0 | 0 | 0   | 0   | 0  | 0  |
| Mattias Ekholm    | 2         | 0 | 0 | 0 | 0   | 0   | 0  | 0  |
| Seth Jones        | 2         | 0 | 0 | 0 | -2  | 0   | 0  | 0  |
| Colton Sissons    | 2         | 0 | 0 | 0 | -2  | 0   | 0  | 0  |
| Nick Spaling      | 2         | 0 | 0 | 0 | 1   | 0   | 0  | 0  |
| Calle Jarnkrok    | 1         | 0 | 0 | 0 | 0   | 0   | 0  | 0  |
| Kevin Klein       | 1         | 0 | 0 | 0 | 3   | 0   | 0  | 0  |

Power Play: 1-10 10.0% / Penalty Killing: 8-10 80.0%

#### @ ANAHEIM

| Date      | Score         | W/Goal      |
|-----------|---------------|-------------|
| 4 Apr '14 | NSH 5 @ ANA 2 | Mike Fisher |

\* overtime \*\* shootout

#### SHOTS BY PERIOD

|           | 1st | 2nd | 3rd | OT | Total |
|-----------|-----|-----|-----|----|-------|
| Nashville | 29  | 28  | 31  | -  | 88    |
| Anaheim   | 21  | 42  | 18  | -  | 81    |

| PLAYER              | DUCKS |   |   |   |     |     |    |    |
|---------------------|-------|---|---|---|-----|-----|----|----|
|                     | GP    | G | A | P | +/- | PIM | PP | SH |
| Ryan Getzlaf        | 3     | 4 | 2 | 6 | 4   | 0   | 0  | 0  |
| Mathieu Perreault   | 3     | 1 | 2 | 3 | -2  | 2   | 0  | 0  |
| Corey Perry         | 3     | 2 | 0 | 2 | 4   | 2   | 1  | 0  |
| Daniel Winnik       | 3     | 1 | 1 | 2 | 1   | 2   | 0  | 0  |
| Hampus Lindholm     | 3     | 0 | 2 | 2 | 2   | 0   | 0  | 0  |
| Patrick Maroon      | 3     | 0 | 2 | 2 | -2  | 5   | 0  | 0  |
| Matt Beleskey       | 2     | 0 | 2 | 2 | 3   | 0   | 0  | 0  |
| Kyle Palmieri       | 3     | 1 | 0 | 1 | -2  | 0   | 0  | 0  |
| Teemu Selanne       | 2     | 1 | 0 | 1 | -1  | 0   | 1  | 0  |
| Emerson Etem        | 1     | 1 | 0 | 1 | 1   | 0   | 0  | 0  |
| Saku Koivu          | 3     | 0 | 1 | 1 | 0   | 2   | 0  | 0  |
| Cam Fowler          | 2     | 0 | 1 | 1 | 1   | 0   | 0  | 0  |
| Dustin Penner       | 1     | 0 | 1 | 1 | 1   | 0   | 0  | 0  |
| Rickard Rakell      | 1     | 0 | 1 | 1 | 0   | 0   | 0  | 0  |
| Francois Beauchemin | 3     | 0 | 0 | 0 | 0   | 4   | 0  | 0  |
| Andrew Cogliano     | 3     | 0 | 0 | 0 | -1  | 0   | 0  | 0  |
| Ben Lovejoy         | 3     | 0 | 0 | 0 | 0   | 2   | 0  | 0  |
| Bryan Allen         | 2     | 0 | 0 | 0 | 1   | 7   | 0  | 0  |
| Nick Bonino         | 2     | 0 | 0 | 0 | -3  | 2   | 0  | 0  |
| Tim Jackman         | 2     | 0 | 0 | 0 | -3  | 2   | 0  | 0  |
| Luca Sbisa          | 2     | 0 | 0 | 0 | 0   | 2   | 0  | 0  |
| Mark Fistric        | 1     | 0 | 0 | 0 | -1  | 0   | 0  | 0  |
| Stephane Robidas    | 1     | 0 | 0 | 0 | -2  | 0   | 0  | 0  |
| Jakob Silfverberg   | 1     | 0 | 0 | 0 | 0   | 0   | 0  | 0  |
| Sami Vatanen        | 1     | 0 | 0 | 0 | -1  | 0   | 0  | 0  |

Power Play: 2-10 20.0% / Penalty Killing: 9-10 90.0%

#### GOALTENDING

##### PREDATORS

|               | GP | MIN | W-L-OT | GA | SA | SV | GAA  | SV%  |
|---------------|----|-----|--------|----|----|----|------|------|
| Pekka Rinne   | 1  | 60  | 1-0-0  | 2  | 29 | 27 | 2.00 | .931 |
| Marek Mazanec | 1  | 59  | 0-1-0  | 4  | 28 | 24 | 4.09 | .857 |
| Carter Hutton | 1  | 57  | 0-1-0  | 4  | 23 | 19 | 4.23 | .826 |

##### DUCKS

|                   | GP | MIN | W-L-OT | GA | SA | SV | GAA  | SV%  |
|-------------------|----|-----|--------|----|----|----|------|------|
| Jonas Hiller      | 2  | 97  | 1-1-0  | 6  | 55 | 49 | 3.71 | .891 |
| Frederik Andersen | 2  | 82  | 1-0-0  | 4  | 33 | 29 | 2.93 | .879 |



Honda Center • 2695 Katella Ave.  
 Anaheim, CA 92806 • (714) 940-2900  
 GM: Bob Murray  
 Head Coach: Bruce Boudreau  
 PR: Alex Gilchrist, Steve Hoem, Keren Lynch

| Season        | OVERALL   |           |           |          |           |            | HOME       |           |           |          |          |           | ROAD      |           |           |          |           |          |           |           |           |
|---------------|-----------|-----------|-----------|----------|-----------|------------|------------|-----------|-----------|----------|----------|-----------|-----------|-----------|-----------|----------|-----------|----------|-----------|-----------|-----------|
|               | GP        | W         | L         | OT       | PTS       | GF         | GA         | GP        | W         | L        | OT       | PTS       | GF        | GA        | GP        | W        | L         | OT       | PTS       | GF        | GA        |
| 1998-99       | 4         | 2         | 2         | 0        | 4         | 8          | 11         | 2         | 2         | 0        | 0        | 4         | 5         | 2         | 2         | 0        | 2         | 0        | 0         | 3         | 9         |
| 1999-00       | 4         | 0         | 4         | 0        | 0         | 5          | 13         | 2         | 0         | 2        | 0        | 0         | 4         | 9         | 2         | 0        | 2         | 0        | 0         | 1         | 4         |
| 2000-01       | 4         | 1         | 0         | 3        | 5         | 8          | 6          | 2         | 0         | 0        | 2        | 2         | 5         | 5         | 2         | 1        | 0         | 1        | 3         | 3         | 1         |
| 2001-02       | 4         | 1         | 3         | 0        | 2         | 8          | 13         | 2         | 1         | 1        | 0        | 2         | 3         | 4         | 2         | 0        | 2         | 0        | 0         | 5         | 9         |
| 2002-03       | 4         | 1         | 2         | 1        | 3         | 4          | 8          | 2         | 1         | 0        | 1        | 3         | 3         | 3         | 2         | 0        | 2         | 0        | 0         | 1         | 5         |
| 2003-04       | 4         | 3         | 1         | 0        | 6         | 11         | 10         | 2         | 1         | 1        | 0        | 2         | 4         | 5         | 2         | 2        | 0         | 0        | 4         | 7         | 5         |
| 2005-06       | 4         | 1         | 3         | 0        | 2         | 9          | 16         | 2         | 1         | 1        | 0        | 2         | 5         | 6         | 2         | 0        | 2         | 0        | 0         | 4         | 10        |
| 2006-07       | 4         | 2         | 1         | 1        | 5         | 10         | 11         | 2         | 2         | 0        | 0        | 4         | 8         | 4         | 2         | 0        | 1         | 1        | 1         | 2         | 7         |
| 2007-08       | 4         | 1         | 3         | 0        | 2         | 8          | 12         | 2         | 1         | 1        | 0        | 2         | 5         | 4         | 2         | 0        | 2         | 0        | 0         | 3         | 8         |
| 2008-09       | 4         | 2         | 0         | 2        | 6         | 12         | 11         | 2         | 1         | 0        | 1        | 3         | 5         | 4         | 2         | 1        | 0         | 1        | 3         | 7         | 7         |
| 2009-10       | 4         | 2         | 2         | 0        | 4         | 6          | 8          | 2         | 1         | 1        | 0        | 2         | 5         | 4         | 2         | 1        | 1         | 0        | 2         | 1         | 4         |
| 2010-11       | 4         | 3         | 1         | 0        | 6         | 17         | 11         | 2         | 2         | 0        | 0        | 4         | 9         | 5         | 2         | 1        | 1         | 0        | 2         | 8         | 6         |
| 2011-12       | 4         | 4         | 0         | 0        | 8         | 13         | 5          | 2         | 2         | 0        | 0        | 4         | 6         | 2         | 2         | 2        | 0         | 0        | 4         | 7         | 3         |
| 2012-13       | 3         | 0         | 1         | 2        | 2         | 5          | 11         | 1         | 0         | 0        | 1        | 1         | 2         | 3         | 2         | 0        | 1         | 1        | 1         | 3         | 8         |
| 2013-14       | 3         | 1         | 2         | 0        | 2         | 10         | 11         | 2         | 0         | 2        | 0        | 0         | 5         | 9         | 1         | 1        | 0         | 0        | 2         | 5         | 2         |
| <b>Totals</b> | <b>58</b> | <b>24</b> | <b>25</b> | <b>9</b> | <b>57</b> | <b>134</b> | <b>157</b> | <b>29</b> | <b>15</b> | <b>9</b> | <b>5</b> | <b>35</b> | <b>74</b> | <b>69</b> | <b>29</b> | <b>9</b> | <b>16</b> | <b>4</b> | <b>22</b> | <b>60</b> | <b>88</b> |

OT column includes both ties and overtime losses in 1999-00, 2000-01 (two home ties and one road OT), 2001-02, 2002-03 (one home OT) & 2003-04. OT column includes ties in 1998-99.

| DATE              | VISITOR                  | HOME                     |
|-------------------|--------------------------|--------------------------|
| 1998-99           | November 27, 1998        | Anaheim 1 NASHVILLE 3    |
| December 16, 1998 | Nashville 1 ANAHEIM 6    |                          |
| January 4, 1999   | Anaheim 1 NASHVILLE 2    |                          |
| March 5, 1999     | Nashville 2 ANAHEIM 3    |                          |
| 1999-00           | November 27, 1999        | ANAHEIM 4 Nashville 3    |
| March 5, 2000     | Nashville 0 ANAHEIM 1    |                          |
| April 3, 2000     | Nashville 1 ANAHEIM 3    |                          |
| April 7, 2000     | ANAHEIM 5 Nashville 1    |                          |
| 2000-01           | November 4, 2000         | Anaheim 3 Nashville 3 OT |
| December 28, 2000 | Anaheim 2 Nashville 2 OT |                          |
| January 31, 2001  | NASHVILLE 3 Anaheim 0    |                          |
| March 11, 2001    | Nashville 0 ANAHEIM 1 OT |                          |
| 2001-02           | December 2, 2001         | Nashville 2 ANAHEIM 4    |
| January 12, 2002  | Anaheim 1 NASHVILLE 2    |                          |
| January 14, 2002  | Nashville 3 ANAHEIM 5    |                          |
| January 26, 2002  | ANAHEIM 3 Nashville 1    |                          |
| 2002-03           | November 6, 2002         | Nashville 1 ANAHEIM 2    |
| December 8, 2002  | Nashville 0 ANAHEIM 3    |                          |
| February 15, 2003 | Anaheim 1 NASHVILLE 2    |                          |
| April 1, 2003     | ANAHEIM 2 Nashville 1 OT |                          |
| 2003-04           | October 9, 2003          | Anaheim 1 NASHVILLE 3    |
| November 21, 2003 | NASHVILLE 4 Anaheim 3 OT |                          |
| February 20, 2004 | NASHVILLE 3 Anaheim 2 OT |                          |
| March 23, 2004    | ANAHEIM 4 Nashville 1    |                          |
| 2005-06           | October 8, 2005          | Anaheim 2 NASHVILLE 3 SO |
| November 1, 2005  | Nashville 1 ANAHEIM 4    |                          |
| January 1, 2006   | ANAHEIM 4 Nashville 2    |                          |
| March 24, 2006    | Nashville 3 ANAHEIM 6    |                          |
| 2006-07           | December 6, 2006         | Nashville 0 ANAHEIM 4    |
| January 9, 2007   | Anaheim 4 NASHVILLE 5 OT |                          |
| February 3, 2007  | Anaheim 0 NASHVILLE 3    |                          |
| March 4, 2007     | Nashville 2 ANAHEIM 3 SO |                          |

| DATE              | VISITOR                  | HOME                     |
|-------------------|--------------------------|--------------------------|
| 2007-08           | October 17, 2007         | Nashville 1 ANAHEIM 3    |
| December 8, 2007  | Anaheim 2 NASHVILLE 4    |                          |
| January 7, 2008   | Nashville 2 ANAHEIM 5    |                          |
| January 17, 2008  | ANAHEIM 2 Nashville 1    |                          |
| 2008-09           | November 14, 2008        | NASHVILLE 4 Anaheim 3 OT |
| February 5, 2009  | ANAHEIM 2 NASHVILLE 4    |                          |
| March 18, 2009    | Nashville 3 ANAHEIM 4 OT |                          |
| March 24, 2009    | ANAHEIM 2 Nashville 1 SO |                          |
| 2009-10           | November 5, 2009         | NASHVILLE 0 ANAHEIM 4    |
| January 2, 2010   | ANAHEIM 1 NASHVILLE 3    |                          |
| January 9, 2010   | ANAHEIM 3 Nashville 2    |                          |
| March 12, 2010    | NASHVILLE 1 Anaheim 0    |                          |
| 2010-11           | October 9, 2010          | Anaheim 1 NASHVILLE 4    |
| November 7, 2010  | Nashville 4 ANAHEIM 5    |                          |
| January 5, 2011   | NASHVILLE 4 Anaheim 1    |                          |
| March 24, 2011    | Anaheim 4 NASHVILLE 5    |                          |
| 2011-12           | October 29, 2011         | Anaheim 0 NASHVILLE 3    |
| November 9, 2011  | NASHVILLE 4 Anaheim 2    |                          |
| December 10, 2011 | Anaheim 2 Nashville 3    |                          |
| March 18, 2012    | NASHVILLE 3 Anaheim 1    |                          |
| 2012-13           | January 26, 2013         | Nashville 2 ANAHEIM 3 SO |
| February 16, 2013 | ANAHEIM 3 Nashville 2 SO |                          |
| February 27, 2013 | Nashville 1 ANAHEIM 5    |                          |
| 2013-14           | January 9, 2014          | ANAHEIM 4 Nashville 3    |
| February 8, 2014  | ANAHEIM 5 Nashville 2    |                          |
| April 4, 2014     | NASHVILLE 5 Anaheim 2    |                          |

NHL & OPPONENTS



# NHL & OPPONENTS

## ARIZONA COYOTES

### 2013-14 SEASON SERIES

#### @ NASHVILLE

| Date       | Score         | W/Goal          |
|------------|---------------|-----------------|
| 10 Apr '14 | PHX 0 @ NSH 2 | Craig Smith     |
| 25 Nov '13 | PHX 2 @ NSH 4 | Gabriel Bourque |

### GOALS BY PERIOD

|           | 1st | 2nd | 3rd | OT | Total |
|-----------|-----|-----|-----|----|-------|
| Nashville | 6   | 1   | 3   | 0  | 10    |
| Phoenix   | 0   | 4   | 2   | 0  | 6     |

### INDIVIDUAL SCORING

| PLAYER           | PREDATORS |   |   |   |     |     |    |    |
|------------------|-----------|---|---|---|-----|-----|----|----|
|                  | GP        | G | A | P | +/- | PIM | PP | SH |
| David Legwand    | 2         | 1 | 3 | 4 | 1   | 2   | 1  | 0  |
| Mike Fisher      | 3         | 1 | 1 | 2 | 3   | 0   | 0  | 0  |
| Eric Nystrom     | 3         | 1 | 1 | 2 | 2   | 0   | 0  | 0  |
| Craig Smith      | 3         | 1 | 1 | 2 | -2  | 0   | 1  | 0  |
| Nick Spaling     | 3         | 1 | 1 | 2 | 3   | 2   | 0  | 0  |
| Shea Weber       | 3         | 1 | 1 | 2 | 4   | 0   | 0  | 0  |
| Patric Hornqvist | 2         | 1 | 1 | 2 | 2   | 0   | 0  | 0  |
| Matt Cullen      | 3         | 0 | 2 | 2 | -1  | 2   | 0  | 0  |
| Seth Jones       | 3         | 0 | 2 | 2 | -1  | 0   | 0  | 0  |
| Gabriel Bourque  | 3         | 1 | 0 | 1 | -3  | 0   | 0  | 0  |
| Paul Gaustad     | 3         | 1 | 0 | 1 | 2   | 0   | 0  | 0  |
| Matt Hendricks   | 2         | 1 | 0 | 1 | 2   | 5   | 0  | 0  |
| Ryan Ellis       | 3         | 0 | 1 | 1 | 1   | 0   | 0  | 0  |
| Viktor Stalberg  | 3         | 0 | 1 | 1 | -1  | 0   | 0  | 0  |
| Colin Wilson     | 3         | 0 | 1 | 1 | 1   | 0   | 0  | 0  |
| Mattias Ekholm   | 2         | 0 | 1 | 1 | 0   | 2   | 0  | 0  |
| Roman Josi       | 3         | 0 | 0 | 0 | 2   | 0   | 0  | 0  |
| Victor Bartley   | 2         | 0 | 0 | 0 | 1   | 0   | 0  | 0  |
| Rich Clune       | 2         | 0 | 0 | 0 | 0   | 2   | 0  | 0  |
| Kevin Klein      | 2         | 0 | 0 | 0 | -1  | 0   | 0  | 0  |
| Calle Jarnkrok   | 1         | 0 | 0 | 0 | 0   | 0   | 0  | 0  |

Power Play: 2-4 50.0% / Penalty Killing: 4-5 80.0%

#### @ PHOENIX

| Date          | Score         | W/Goal         |
|---------------|---------------|----------------|
| 31 Oct '13 ** | NSH 4 @ PHX 5 | Mikkel Boedker |

\* overtime \*\* shootout

### SHOTS BY PERIOD

|           | 1st | 2nd | 3rd | OT | Total |
|-----------|-----|-----|-----|----|-------|
| Nashville | 29  | 30  | 31  | 2  | 92    |
| Phoenix   | 21  | 23  | 37  | 4  | 85    |

| PLAYER               | COYOTES |   |   |   |     |     |    |    |
|----------------------|---------|---|---|---|-----|-----|----|----|
|                      | GP      | G | A | P | +/- | PIM | PP | SH |
| Shane Doan           | 3       | 1 | 1 | 2 | -3  | 0   | 1  | 0  |
| Antoine Vermette     | 3       | 1 | 1 | 2 | 1   | 0   | 0  | 0  |
| Kyle Chipchura       | 3       | 0 | 2 | 2 | 1   | 5   | 0  | 0  |
| Keith Yandle         | 3       | 0 | 2 | 2 | -2  | 0   | 0  | 0  |
| Mikkel Boedker       | 3       | 1 | 0 | 1 | 1   | 2   | 0  | 0  |
| Derek Morris         | 3       | 1 | 0 | 1 | 0   | 0   | 0  | 0  |
| Jordan Szwarz        | 2       | 1 | 0 | 1 | -1  | 0   | 0  | 0  |
| Tim Kennedy          | 1       | 1 | 0 | 1 | 1   | 0   | 0  | 0  |
| Oliver Ekman-Larsson | 3       | 0 | 1 | 1 | -1  | 0   | 0  | 0  |
| David Moss           | 3       | 0 | 1 | 1 | 0   | 0   | 0  | 0  |
| Mike Ribeiro         | 3       | 0 | 1 | 1 | -5  | 2   | 0  | 0  |
| Radim Vrblata        | 3       | 0 | 1 | 1 | -3  | 0   | 0  | 0  |
| Zbynek Michalek      | 2       | 0 | 1 | 1 | 2   | 0   | 0  | 0  |
| Martin Hanzal        | 1       | 0 | 1 | 1 | 0   | 0   | 0  | 0  |
| Rob Klunkhammer      | 3       | 0 | 0 | 0 | 1   | 2   | 0  | 0  |
| Michael Stone        | 3       | 0 | 0 | 0 | -4  | 0   | 0  | 0  |
| Jeff Halpern         | 2       | 0 | 0 | 0 | -1  | 2   | 0  | 0  |
| Lauri Korpikoski     | 2       | 0 | 0 | 0 | -2  | 0   | 0  | 0  |
| Paul Bissonnette     | 1       | 0 | 0 | 0 | 0   | 0   | 0  | 0  |
| Martin Erat          | 1       | 0 | 0 | 0 | 0   | 0   | 0  | 0  |
| Rostislav Klesla     | 1       | 0 | 0 | 0 | 0   | 0   | 0  | 0  |
| Brandon McMillan     | 1       | 0 | 0 | 0 | 0   | 0   | 0  | 0  |
| Andy Miele           | 1       | 0 | 0 | 0 | 0   | 0   | 0  | 0  |
| David Rundblad       | 1       | 0 | 0 | 0 | -1  | 0   | 0  | 0  |
| David Schlemko       | 1       | 0 | 0 | 0 | 0   | 0   | 0  | 0  |
| Chris Summers        | 1       | 0 | 0 | 0 | 0   | 0   | 0  | 0  |

Power Play: 1-5 20.0% / Penalty Killing: 2-4 50.0%

### GOALTENDING

#### PREDATORS

|               | GP | MIN | W-L-OT | GA | SA | SV | GAA  | SV%   |
|---------------|----|-----|--------|----|----|----|------|-------|
| Pekka Rinne   | 1  | 60  | 1-0-0  | 0  | 29 | 29 | 0.00 | 1.000 |
| Marek Mazanec | 1  | 60  | 1-0-0  | 2  | 31 | 29 | 2.00 | .935  |
| Carter Hutton | 1  | 65  | 0-0-1  | 4  | 25 | 21 | 3.69 | .840  |

#### COYOTES

|               | GP | MIN | W-L-OT | GA | SA | SV | GAA  | SV%  |
|---------------|----|-----|--------|----|----|----|------|------|
| Thomas Greiss | 2  | 123 | 1-1-0  | 6  | 63 | 57 | 2.92 | .905 |
| Mike Smith    | 1  | 59  | 0-1-0  | 3  | 28 | 25 | 3.03 | .893 |



Gila River Arena • 6751 White Out Way #200  
Glendale, AZ 85305 • (623) 772-3200

GM: Don Maloney

Head Coach: Dave Tippett

PR: Rich Nairn, Chris Wojcik, Greg Dillard

| Season        | OVERALL   |           |           |          |           |            |            | HOME      |           |           |          |           |           |           | ROAD      |           |           |          |           |           |           |
|---------------|-----------|-----------|-----------|----------|-----------|------------|------------|-----------|-----------|-----------|----------|-----------|-----------|-----------|-----------|-----------|-----------|----------|-----------|-----------|-----------|
|               | GP        | W         | L         | OT       | PTS       | GF         | GA         | GP        | W         | L         | OT       | PTS       | GF        | GA        | GP        | W         | L         | OT       | PTS       | GF        | GA        |
| 1998-99       | 4         | 2         | 2         | 0        | 4         | 10         | 12         | 2         | 1         | 1         | 0        | 2         | 3         | 5         | 2         | 1         | 1         | 0        | 2         | 7         | 7         |
| 1999-00       | 4         | 1         | 2         | 1        | 3         | 13         | 16         | 2         | 0         | 1         | 1        | 1         | 7         | 10        | 2         | 1         | 1         | 0        | 2         | 6         | 6         |
| 2000-01       | 4         | 3         | 1         | 0        | 6         | 14         | 11         | 2         | 2         | 0         | 0        | 4         | 8         | 4         | 2         | 1         | 1         | 0        | 2         | 6         | 7         |
| 2001-02       | 4         | 0         | 4         | 0        | 0         | 6          | 11         | 2         | 0         | 2         | 0        | 0         | 2         | 4         | 2         | 0         | 2         | 0        | 0         | 4         | 7         |
| 2002-03       | 4         | 1         | 2         | 1        | 3         | 6          | 8          | 2         | 1         | 1         | 0        | 2         | 5         | 5         | 2         | 0         | 1         | 1        | 1         | 1         | 3         |
| 2003-04       | 4         | 3         | 0         | 1        | 7         | 18         | 9          | 2         | 1         | 0         | 1        | 3         | 7         | 6         | 2         | 2         | 0         | 0        | 4         | 11        | 3         |
| 2005-06       | 4         | 3         | 1         | 0        | 6         | 15         | 10         | 2         | 2         | 0         | 0        | 4         | 7         | 1         | 2         | 1         | 1         | 0        | 2         | 8         | 9         |
| 2006-07       | 4         | 2         | 2         | 0        | 4         | 12         | 8          | 2         | 2         | 0         | 0        | 4         | 8         | 2         | 2         | 0         | 2         | 0        | 0         | 4         | 6         |
| 2007-08       | 4         | 2         | 1         | 1        | 5         | 15         | 15         | 2         | 1         | 1         | 0        | 2         | 6         | 8         | 2         | 1         | 0         | 1        | 3         | 9         | 7         |
| 2008-09       | 4         | 3         | 1         | 0        | 6         | 9          | 4          | 2         | 2         | 0         | 0        | 4         | 6         | 2         | 2         | 1         | 1         | 0        | 2         | 3         | 2         |
| 2009-10       | 4         | 1         | 2         | 1        | 3         | 8          | 13         | 2         | 1         | 0         | 1        | 3         | 4         | 4         | 2         | 0         | 2         | 0        | 0         | 4         | 9         |
| 2010-11       | 4         | 2         | 2         | 0        | 4         | 13         | 9          | 2         | 1         | 1         | 0        | 2         | 5         | 3         | 2         | 1         | 1         | 0        | 2         | 8         | 6         |
| 2011-12       | 4         | 2         | 2         | 0        | 4         | 12         | 12         | 2         | 0         | 2         | 0        | 0         | 4         | 8         | 2         | 2         | 0         | 0        | 4         | 8         | 4         |
| 2012-13       | 3         | 1         | 2         | 0        | 2         | 7          | 11         | 2         | 1         | 1         | 0        | 2         | 7         | 7         | 1         | 0         | 1         | 0        | 0         | 0         | 4         |
| 2013-14       | 3         | 2         | 0         | 1        | 5         | 10         | 7          | 2         | 2         | 0         | 0        | 4         | 6         | 2         | 1         | 0         | 0         | 1        | 1         | 4         | 5         |
| <b>Totals</b> | <b>58</b> | <b>28</b> | <b>24</b> | <b>6</b> | <b>62</b> | <b>168</b> | <b>156</b> | <b>30</b> | <b>17</b> | <b>10</b> | <b>3</b> | <b>37</b> | <b>85</b> | <b>71</b> | <b>28</b> | <b>11</b> | <b>14</b> | <b>3</b> | <b>25</b> | <b>83</b> | <b>85</b> |

OT column includes both ties and overtime losses in 1999-00 (one home tie), 2000-01, 2001-02, 2002-03 (one road OTL) and 2003-04 (one home tie). OT column includes ties in 1998-99 (one home tie).

| DATE           | VISITOR           | HOME               | DATE                  | VISITOR        | HOME              |                    |                       |
|----------------|-------------------|--------------------|-----------------------|----------------|-------------------|--------------------|-----------------------|
| <b>1998-99</b> | January 15, 1999  | Phoenix 0          | <b>NASHVILLE</b> 2    | <b>2007-08</b> | October 11, 2007  | <b>PHOENIX</b> 6   | Nashville 3           |
|                | January 31, 1999  | <b>PHOENIX</b> 5   | Nashville 1           |                | January 24, 2008  | Nashville 3        | <b>PHOENIX</b> 4 OT   |
|                | March 7, 1999     | Nashville 3        | <b>PHOENIX</b> 4      |                | February 2, 2008  | Phoenix 2          | <b>NASHVILLE</b> 3 OT |
|                | April 9, 1999     | <b>NASHVILLE</b> 4 | Phoenix 3             |                | February 10, 2008 | <b>NASHVILLE</b> 6 | Phoenix 3             |
| <b>1999-00</b> | November 30, 1999 | <b>PHOENIX</b> 6   | Nashville 3           | <b>2008-09</b> | December 18, 2008 | Nashville 1        | <b>PHOENIX</b> 2      |
|                | January 18, 1999  | Phoenix 4          | Nashville 4 OT        |                | February 3, 2009  | Phoenix 1          | <b>NASHVILLE</b> 2    |
|                | March 17, 2000    | <b>NASHVILLE</b> 4 | Phoenix 3 OT          |                | February 26, 2009 | Phoenix 1          | <b>NASHVILLE</b> 4    |
|                | April 5, 2000     | Nashville 2        | <b>PHOENIX</b> 3      |                | March 14, 2009    | <b>NASHVILLE</b> 2 | Phoenix 0             |
| <b>2000-01</b> | January 29, 2001  | <b>NASHVILLE</b> 5 | Phoenix 2             | <b>2009-10</b> | January 21, 2010  | Nashville 2        | <b>PHOENIX</b> 4      |
|                | March 6, 2001     | Nashville 1        | <b>PHOENIX</b> 5      |                | February 2, 2010  | <b>PHOENIX</b> 1   | Nashville 0 SO        |
|                | March 17, 2001    | Phoenix 1          | <b>NASHVILLE</b> 4    |                | March 25, 2010    | Phoenix 3          | <b>NASHVILLE</b> 4 SO |
|                | March 29, 2001    | Phoenix 3          | <b>NASHVILLE</b> 4 OT |                | April 7, 2010     | Nashville 2        | <b>PHOENIX</b> 5      |
| <b>2001-02</b> | November 29, 2001 | Nashville 0        | <b>PHOENIX</b> 1      | <b>2010-11</b> | November 3, 2010  | Nashville 3        | <b>PHOENIX</b> 4      |
|                | January 21, 2002  | <b>PHOENIX</b> 1   | Nashville 0           |                | November 30, 2010 | Phoenix 0          | <b>NASHVILLE</b> 3    |
|                | March 15, 2002    | <b>PHOENIX</b> 3   | Nashville 2           |                | January 18, 2011  | <b>NASHVILLE</b> 5 | Phoenix 2             |
|                | April 14, 2002    | Nashville 4        | <b>PHOENIX</b> 6      |                | February 19, 2011 | <b>PHOENIX</b> 3   | Nashville 2           |
| <b>2002-03</b> | October 22, 2002  | <b>PHOENIX</b> 2   | Nashville 1           | <b>2011-12</b> | October 13, 2011  | <b>PHOENIX</b> 5   | Nashville 2           |
|                | November 3, 2002  | Nashville 1        | <b>PHOENIX</b> 2 OT   |                | November 3, 2011  | <b>NASHVILLE</b> 3 | Phoenix 0             |
|                | January 11, 2003  | Phoenix 3          | <b>NASHVILLE</b> 4 OT |                | December 6, 2011  | <b>PHOENIX</b> 3   | Nashville 2           |
|                | April 4, 2003     | Nashville 0        | <b>PHOENIX</b> 1      |                | March 12, 2012    | <b>NASHVILLE</b> 5 | Phoenix 4 SO          |
| <b>2003-04</b> | December 22, 2003 | Phoenix 3          | Nashville 3 OT        | <b>2012-13</b> | January 28, 2013  | Nashville 0        | <b>PHOENIX</b> 4      |
|                | December 27, 2003 | <b>NASHVILLE</b> 3 | Phoenix 1             |                | February 14, 2013 | Phoenix 0          | <b>NASHVILLE</b> 3    |
|                | January 15, 2004  | Phoenix 3          | <b>NASHVILLE</b> 4    |                | March 28, 2013    | <b>PHOENIX</b> 7   | Nashville 4           |
|                | February 21, 2004 | <b>NASHVILLE</b> 8 | Phoenix 2             | <b>2013-14</b> | October 31, 2013  | Nashville 4        | <b>PHOENIX</b> 5 SO   |
| <b>2005-06</b> | October 13, 2005  | <b>NASHVILLE</b> 5 | Phoenix 4 SO          |                | November 25, 2013 | Phoenix 2          | <b>NASHVILLE</b> 4    |
|                | March 16, 2006    | Phoenix 0          | <b>NASHVILLE</b> 2    |                | April 10, 2014    | Phoenix 0          | <b>NASHVILLE</b> 2    |
|                | March 28, 2006    | Nashville 3        | <b>PHOENIX</b> 5      |                |                   |                    |                       |
|                | April 15, 2006    | Phoenix 1          | <b>NASHVILLE</b> 5    |                |                   |                    |                       |
| <b>2006-07</b> | October 14, 2006  | Phoenix 1          | <b>NASHVILLE</b> 4    |                |                   |                    |                       |
|                | December 4, 2006  | Nashville 2        | <b>PHOENIX</b> 3      |                |                   |                    |                       |
|                | February 1, 2007  | Nashville 2        | <b>PHOENIX</b> 3      |                |                   |                    |                       |
|                | February 19, 2007 | Phoenix 1          | <b>NASHVILLE</b> 4    |                |                   |                    |                       |

NHL & OPPONENTS





# NHL & OPPONENTS

## BOSTON BRUINS

### 2013-14 SEASON SERIES

#### @ NASHVILLE

| Date       | Score         | W/Goal       |
|------------|---------------|--------------|
| 23 Dec '13 | BOS 6 @ NSH 2 | Reilly Smith |

#### GOALS BY PERIOD

|           | 1st | 2nd | 3rd | OT | Total |
|-----------|-----|-----|-----|----|-------|
| Nashville | 0   | 2   | 2   | 0  | 4     |
| Boston    | 3   | 0   | 5   | 1  | 9     |

#### INDIVIDUAL SCORING

| PLAYER           | PREDATORS |   |   |   |     |     |    |    |
|------------------|-----------|---|---|---|-----|-----|----|----|
|                  | GP        | G | A | P | +/- | PIM | PP | SH |
| Shea Weber       | 2         | 1 | 2 | 3 | 1   | 0   | 0  | 0  |
| Craig Smith      | 2         | 2 | 0 | 2 | 1   | 0   | 1  | 0  |
| Mike Fisher      | 2         | 0 | 2 | 2 | -1  | 0   | 0  | 0  |
| Viktor Stalberg  | 2         | 1 | 0 | 1 | -3  | 0   | 0  | 0  |
| Ryan Ellis       | 2         | 0 | 1 | 1 | -3  | 0   | 0  | 0  |
| Patric Hornqvist | 2         | 0 | 1 | 1 | 0   | 0   | 0  | 0  |
| Seth Jones       | 2         | 0 | 1 | 1 | -3  | 4   | 0  | 0  |
| Nick Spaling     | 2         | 0 | 1 | 1 | 1   | 0   | 0  | 0  |
| Gabriel Bourque  | 2         | 0 | 0 | 0 | -3  | 0   | 0  | 0  |
| Matt Cullen      | 2         | 0 | 0 | 0 | -2  | 0   | 0  | 0  |
| Mattias Ekholm   | 2         | 0 | 0 | 0 | -1  | 0   | 0  | 0  |
| Paul Gaustad     | 2         | 0 | 0 | 0 | -1  | 2   | 0  | 0  |
| Matt Hendricks   | 2         | 0 | 0 | 0 | -1  | 0   | 0  | 0  |
| Roman Josi       | 2         | 0 | 0 | 0 | 1   | 0   | 0  | 0  |
| Kevin Klein      | 2         | 0 | 0 | 0 | -1  | 0   | 0  | 0  |
| David Legwand    | 2         | 0 | 0 | 0 | 1   | 0   | 0  | 0  |
| Eric Nystrom     | 2         | 0 | 0 | 0 | 0   | 7   | 0  | 0  |
| Colin Wilson     | 2         | 0 | 0 | 0 | 0   | 0   | 0  | 0  |

Power Play: 1-3 33.3% / Penalty Killing: 2-5 40.0%

#### @ BOSTON

| Date        | Score         | W/Goal        |
|-------------|---------------|---------------|
| 2 Jan '14 * | NSH 2 @ BOS 3 | Brad Marchand |

\* overtime \*\* shootout

#### SHOTS BY PERIOD

|           | 1st | 2nd | 3rd | OT | Total |
|-----------|-----|-----|-----|----|-------|
| Nashville | 19  | 26  | 24  | 0  | 69    |
| Boston    | 21  | 17  | 19  | 1  | 58    |

| PLAYER            | BRUINS |   |   |   |     |     |    |    |
|-------------------|--------|---|---|---|-----|-----|----|----|
|                   | GP     | G | A | P | +/- | PIM | PP | SH |
| Ryan Spooner      | 2      | 0 | 4 | 4 | 1   | 0   | 0  | 0  |
| Jarome Iginla     | 2      | 3 | 0 | 3 | 2   | 0   | 1  | 0  |
| Reilly Smith      | 2      | 1 | 2 | 3 | 1   | 0   | 1  | 0  |
| Carl Soderberg    | 2      | 1 | 2 | 3 | 1   | 0   | 1  | 0  |
| Brad Marchand     | 2      | 2 | 0 | 2 | 1   | 0   | 0  | 0  |
| David Krejci      | 2      | 0 | 2 | 2 | 2   | 0   | 0  | 0  |
| Milan Lucic       | 2      | 0 | 2 | 2 | 2   | 0   | 0  | 0  |
| Johnny Boychuk    | 2      | 1 | 0 | 1 | 1   | 0   | 0  | 0  |
| Matt Fraser       | 2      | 1 | 0 | 1 | 1   | 0   | 0  | 0  |
| Patrice Bergeron  | 2      | 0 | 1 | 1 | 1   | 2   | 0  | 0  |
| Zdeno Chara       | 2      | 0 | 1 | 1 | 0   | 2   | 0  | 0  |
| Torey Krug        | 2      | 0 | 1 | 1 | 0   | 0   | 0  | 0  |
| Matt Bartkowski   | 1      | 0 | 1 | 1 | 2   | 0   | 0  | 0  |
| Dougie Hamilton   | 1      | 0 | 1 | 1 | 0   | 0   | 0  | 0  |
| Gregory Campbell  | 2      | 0 | 0 | 0 | -1  | 0   | 0  | 0  |
| Jordan Caron      | 2      | 0 | 0 | 0 | -1  | 0   | 0  | 0  |
| Adam McQuaid      | 2      | 0 | 0 | 0 | 1   | 5   | 0  | 0  |
| Nick Johnson      | 1      | 0 | 0 | 0 | -1  | 0   | 0  | 0  |
| Daniel Paille     | 1      | 0 | 0 | 0 | 0   | 2   | 0  | 0  |
| Dennis Seidenberg | 1      | 0 | 0 | 0 | 1   | 0   | 0  | 0  |
| David Warsofsky   | 1      | 0 | 0 | 0 | 0   | 0   | 0  | 0  |

Power Play: 3-5 60.0% / Penalty Killing: 2-3 66.7%

#### GOALTENDING

##### PREDATORS

|               | GP | MIN | W-L-OT | GA | SA | SV | GAA   | SV%  |
|---------------|----|-----|--------|----|----|----|-------|------|
| Marek Mazanec | 2  | 115 | 0-1-1  | 7  | 54 | 47 | 3.67  | .870 |
| Carter Hutton | 1  | 6   | 0-0-0  | 2  | 4  | 2  | 20.06 | .500 |

##### BRUINS

|                 | GP | MIN | W-L-OT | GA | SA | SV | GAA  | SV%  |
|-----------------|----|-----|--------|----|----|----|------|------|
| Niklas Svedberg | 1  | 61  | 1-0-0  | 2  | 35 | 33 | 1.97 | .943 |
| Tuukka Rask     | 1  | 60  | 1-0-0  | 2  | 34 | 32 | 2.00 | .941 |



TD Garden • 100 Legends Way  
 Boston, MA 02114 • (617) 624-2327  
 GM: Peter Chiarelli  
 Head Coach: Claude Julien  
 PR: Matt Chmura, Eric Tosi,  
 Heidi Holland, Erika Wentzell

| Season        | OVERALL   |          |          |          |           |           |           | HOME      |          |          |          |           |           |           | ROAD     |          |          |          |          |           |           |
|---------------|-----------|----------|----------|----------|-----------|-----------|-----------|-----------|----------|----------|----------|-----------|-----------|-----------|----------|----------|----------|----------|----------|-----------|-----------|
|               | GP        | W        | L        | OT       | PTS       | GF        | GA        | GP        | W        | L        | OT       | PTS       | GF        | GA        | GP       | W        | L        | OT       | PTS      | GF        | GA        |
| 1998-99       | 2         | 0        | 2        | 0        | 0         | 3         | 13        | 1         | 0        | 1        | 0        | 0         | 2         | 5         | 1        | 0        | 1        | 0        | 0        | 1         | 8         |
| 1999-00       | 2         | 1        | 1        | 0        | 2         | 5         | 6         | 1         | 0        | 1        | 0        | 0         | 2         | 5         | 1        | 1        | 0        | 0        | 2        | 3         | 1         |
| 2000-01       | 2         | 1        | 0        | 1        | 3         | 3         | 2         | 1         | 1        | 0        | 0        | 2         | 1         | 0         | 1        | 0        | 0        | 1        | 1        | 2         | 2         |
| 2001-02       | 1         | 0        | 1        | 0        | 0         | 1         | 2         | 1         | 0        | 1        | 0        | 0         | 1         | 2         | 0        | 0        | 0        | 0        | 0        | 0         | 0         |
| 2002-03       | 2         | 1        | 1        | 0        | 2         | 6         | 3         | 1         | 1        | 0        | 0        | 2         | 5         | 1         | 1        | 0        | 1        | 0        | 0        | 1         | 2         |
| 2003-04       | 2         | 1        | 1        | 0        | 2         | 4         | 4         | 1         | 0        | 1        | 0        | 0         | 2         | 3         | 1        | 1        | 0        | 0        | 2        | 2         | 1         |
| 2006-07       | 1         | 1        | 0        | 0        | 2         | 5         | 0         | 1         | 1        | 0        | 0        | 2         | 5         | 0         | 0        | 0        | 0        | 0        | 0        | 0         | 0         |
| 2007-08       | 1         | 0        | 1        | 0        | 0         | 1         | 3         | 0         | 0        | 0        | 0        | 0         | 0         | 0         | 1        | 0        | 1        | 0        | 0        | 1         | 3         |
| 2008-09       | 1         | 1        | 0        | 0        | 2         | 3         | 2         | 1         | 1        | 0        | 0        | 2         | 3         | 2         | 0        | 0        | 0        | 0        | 0        | 0         | 0         |
| 2009-10       | 1         | 0        | 1        | 0        | 0         | 2         | 3         | 0         | 0        | 0        | 0        | 0         | 0         | 0         | 1        | 0        | 1        | 0        | 0        | 2         | 3         |
| 2010-11       | 1         | 1        | 0        | 0        | 2         | 4         | 3         | 1         | 1        | 0        | 0        | 2         | 4         | 3         | 0        | 0        | 0        | 0        | 0        | 0         | 0         |
| 2011-12       | 1         | 0        | 0        | 1        | 1         | 3         | 4         | 0         | 0        | 0        | 0        | 0         | 0         | 0         | 1        | 0        | 0        | 1        | 1        | 3         | 4         |
| 2013-14       | 2         | 0        | 1        | 1        | 1         | 4         | 9         | 1         | 0        | 1        | 0        | 0         | 2         | 6         | 1        | 0        | 0        | 1        | 1        | 2         | 3         |
| <b>Totals</b> | <b>19</b> | <b>7</b> | <b>9</b> | <b>3</b> | <b>17</b> | <b>44</b> | <b>54</b> | <b>10</b> | <b>5</b> | <b>5</b> | <b>0</b> | <b>10</b> | <b>27</b> | <b>27</b> | <b>9</b> | <b>2</b> | <b>4</b> | <b>3</b> | <b>7</b> | <b>17</b> | <b>27</b> |

OT column includes both ties and overtime losses in 1999-00, 2000-01 (one road tie), 2001-02, 2002-03 & 2003-04. OT column includes ties in 1998-99.

| DATE                                | VISITOR          | HOME                    |
|-------------------------------------|------------------|-------------------------|
| <b>1998-99</b><br>December 30, 1998 | <b>BOSTON</b>    | 5 Nashville 2           |
| January 18, 1999                    | Nashville        | 1 <b>BOSTON</b> 8       |
| <b>1999-00</b><br>November 24, 1999 | <b>BOSTON</b>    | 5 Nashville 2           |
| December 21, 1999                   | <b>NASHVILLE</b> | 3 Boston 1              |
| <b>2000-01</b><br>November 11, 2000 | Nashville        | 2 Boston 2 OT           |
| January 19, 2001                    | Boston           | 0 <b>NASHVILLE</b> 1 OT |
| <b>2001-02</b><br>October 20, 2001  | <b>BOSTON</b>    | 2 Nashville 1           |
| <b>2002-03</b><br>January 28, 2003  | Nashville        | 1 <b>BOSTON</b> 2       |
| February 17, 2003                   | Boston           | 1 <b>NASHVILLE</b> 5    |
| <b>2003-04</b><br>November 28, 2003 | <b>NASHVILLE</b> | 2 Boston 1              |
| March 9, 2004                       | <b>BOSTON</b>    | 3 Nashville 2           |

| DATE                                | VISITOR       | HOME                    |
|-------------------------------------|---------------|-------------------------|
| <b>2006-07</b><br>December 30, 2006 | Boston        | 0 <b>NASHVILLE</b> 5    |
| <b>2007-08</b><br>January 29, 2008  | Nashville     | 1 <b>BOSTON</b> 3       |
| <b>2008-09</b><br>February 14, 2009 | Boston        | 2 <b>NASHVILLE</b> 3 SO |
| <b>2009-10</b><br>October 21, 2009  | Nashville     | 2 <b>BOSTON</b> 3       |
| <b>2010-11</b><br>March 17, 2011    | Boston        | 3 <b>NASHVILLE</b> 4 OT |
| <b>2011-12</b><br>February 11, 2012 | Nashville     | 3 <b>BOSTON</b> 4 SO    |
| <b>2013-14</b><br>December 23, 2013 | <b>BOSTON</b> | 6 Nashville 2           |
| January 2, 2014                     | Nashville     | 2 <b>BOSTON</b> 3 OT    |

NHL & OPPONENTS



# NHL & OPPONENTS

## BUFFALO SABRES

### 2013-14 SEASON SERIES

#### @ NASHVILLE

| Date       | Score         | W/Goal       |
|------------|---------------|--------------|
| 27 Mar '14 | BUF 1 @ NSH 6 | Colin Wilson |

#### GOALS BY PERIOD

|           | 1st | 2nd | 3rd | OT | Total |
|-----------|-----|-----|-----|----|-------|
| Nashville | 5   | 3   | 2   | -  | 10    |
| Buffalo   | 1   | 1   | 0   | -  | 2     |

#### INDIVIDUAL SCORING

| PLAYER            | PREDATORS |   |   |   |     |     |       |
|-------------------|-----------|---|---|---|-----|-----|-------|
|                   | GP        | G | A | P | +/- | PIM | PP SH |
| Shea Weber        | 2         | 3 | 1 | 4 | 5   | 0   | 1 0   |
| Craig Smith       | 2         | 1 | 2 | 3 | 3   | 0   | 0 0   |
| Nick Spaling      | 2         | 1 | 2 | 3 | 1   | 0   | 1 0   |
| Colin Wilson      | 2         | 1 | 2 | 3 | 2   | 2   | 0 0   |
| Eric Nystrom      | 2         | 1 | 1 | 2 | 3   | 0   | 0 0   |
| Gabriel Bourque   | 2         | 0 | 2 | 2 | 2   | 0   | 0 0   |
| Rich Clune        | 2         | 0 | 2 | 2 | 2   | 4   | 0 0   |
| Mike Fisher       | 2         | 0 | 2 | 2 | 2   | 4   | 0 0   |
| Roman Josi        | 2         | 0 | 2 | 2 | 5   | 0   | 0 0   |
| Colton Sissons    | 2         | 1 | 0 | 1 | 2   | 0   | 0 0   |
| Paul Gaustad      | 1         | 1 | 0 | 1 | 1   | 17  | 0 0   |
| Calle Jarnkrok    | 1         | 1 | 0 | 1 | 1   | 0   | 0 0   |
| Matt Cullen       | 2         | 0 | 1 | 1 | 1   | 2   | 0 0   |
| Patric Hornqvist  | 2         | 0 | 1 | 1 | 1   | 0   | 0 0   |
| Viktor Stalberg   | 2         | 0 | 1 | 1 | 0   | 0   | 0 0   |
| Michael Del Zotto | 2         | 0 | 0 | 0 | 2   | 2   | 0 0   |
| Mattias Ekholm    | 2         | 0 | 0 | 0 | 0   | 0   | 0 0   |
| Ryan Ellis        | 2         | 0 | 0 | 0 | 1   | 0   | 0 0   |
| Victor Bartley    | 1         | 0 | 0 | 0 | 1   | 5   | 0 0   |
| Seth Jones        | 1         | 0 | 0 | 0 | 0   | 0   | 0 0   |

Power Play: 2-4 50.0% / Penalty Killing: 6-7 85.7%

#### @ BUFFALO

| Date       | Score         | W/Goal     |
|------------|---------------|------------|
| 11 Mar '14 | NSH 4 @ BUF 1 | Shea Weber |

\* overtime \*\* shootout

#### SHOTS BY PERIOD

|           | 1st | 2nd | 3rd | OT | Total |
|-----------|-----|-----|-----|----|-------|
| Nashville | 22  | 11  | 25  | -  | 58    |
| Buffalo   | 11  | 26  | 21  | -  | 58    |

| PLAYER              | SABRES |   |   |   |     |     |       |
|---------------------|--------|---|---|---|-----|-----|-------|
|                     | GP     | G | A | P | +/- | PIM | PP SH |
| Drew Stafford       | 2      | 1 | 0 | 1 | -5  | 0   | 1 0   |
| Rasmus Ristolainen  | 1      | 1 | 0 | 1 | 0   | 0   | 0 0   |
| Tyler Ennis         | 2      | 0 | 1 | 1 | -5  | 0   | 0 0   |
| Brian Flynn         | 2      | 0 | 1 | 1 | -1  | 0   | 0 0   |
| Cody Hodgson        | 2      | 0 | 1 | 1 | -1  | 0   | 0 0   |
| Johan Larsson       | 1      | 0 | 1 | 1 | -1  | 2   | 0 0   |
| Cory Conacher       | 2      | 0 | 0 | 0 | -3  | 2   | 0 0   |
| Matt D'Agostini     | 2      | 0 | 0 | 0 | 0   | 0   | 0 0   |
| Nicolas Deslauriers | 2      | 0 | 0 | 0 | 0   | 7   | 0 0   |
| Christian Ehrhoff   | 2      | 0 | 0 | 0 | -2  | 0   | 0 0   |
| Matt Ellis          | 2      | 0 | 0 | 0 | -1  | 0   | 0 0   |
| Marcus Foligno      | 2      | 0 | 0 | 0 | -3  | 0   | 0 0   |
| Ville Leino         | 2      | 0 | 0 | 0 | 0   | 0   | 0 0   |
| Jamie McBain        | 2      | 0 | 0 | 0 | -3  | 0   | 0 0   |
| Chad Ruhwedel       | 2      | 0 | 0 | 0 | -3  | 0   | 0 0   |
| John Scott          | 2      | 0 | 0 | 0 | -1  | 0   | 0 0   |
| Henrik Tallinder    | 2      | 0 | 0 | 0 | -3  | 2   | 0 0   |
| Mike Weber          | 2      | 0 | 0 | 0 | -2  | 0   | 0 0   |
| Zenon Konopka       | 1      | 0 | 0 | 0 | -1  | 5   | 0 0   |
| Tyler Myers         | 1      | 0 | 0 | 0 | -1  | 0   | 0 0   |

Power Play: 1-7 14.3% / Penalty Killing: 2-4 50.0%

#### GOALTENDING

##### PREDATORS

|               | GP | MIN | W-L-OT | GA | SA | SV | GAA  | SV%  |
|---------------|----|-----|--------|----|----|----|------|------|
| Carter Hutton | 2  | 120 | 2-0-0  | 2  | 58 | 56 | 1.00 | .966 |

##### SABRES

|                | GP | MIN | W-L-OT | GA | SA | SV | GAA   | SV%  |
|----------------|----|-----|--------|----|----|----|-------|------|
| Nathan Lieuwen | 1  | 40  | 0-0-0  | 2  | 19 | 17 | 3.00  | .895 |
| Jhonas Enroth  | 1  | 59  | 0-1-0  | 3  | 23 | 20 | 3.03  | .870 |
| Matt Hackett   | 1  | 20  | 0-1-0  | 4  | 15 | 11 | 12.00 | .733 |



First Niagara Center • One Seymour H. Knox III Plaza  
Buffalo, NY 14203 • (716) 855-4100

GM: Tim Murray

Head Coach: Ted Nolan

PR: Michael Gilbert, Chris Bandura, Marc Heintzman

| Season        | OVERALL   |          |          |          |           |           | HOME      |          |          |          |          |          | ROAD      |           |          |          |          |          |           |           |           |
|---------------|-----------|----------|----------|----------|-----------|-----------|-----------|----------|----------|----------|----------|----------|-----------|-----------|----------|----------|----------|----------|-----------|-----------|-----------|
|               | GP        | W        | L        | OT       | PTS       | GF        | GA        | GP       | W        | L        | OT       | PTS      | GF        | GA        | GP       | W        | L        | OT       | PTS       | GF        | GA        |
| 1998-99       | 2         | 1        | 1        | 0        | 2         | 5         | 5         | 1        | 0        | 1        | 0        | 0        | 1         | 3         | 1        | 1        | 0        | 0        | 2         | 4         | 2         |
| 1999-00       | 2         | 1        | 0        | 1        | 3         | 5         | 5         | 1        | 0        | 0        | 1        | 1        | 1         | 2         | 1        | 1        | 0        | 0        | 2         | 4         | 3         |
| 2000-01       | 1         | 0        | 1        | 0        | 0         | 0         | 2         | 1        | 0        | 1        | 0        | 0        | 0         | 2         | 0        | 0        | 0        | 0        | 0         | 0         | 0         |
| 2001-02       | 2         | 1        | 0        | 1        | 3         | 7         | 4         | 1        | 1        | 0        | 0        | 2        | 4         | 1         | 1        | 0        | 0        | 1        | 1         | 3         | 3         |
| 2002-03       | 1         | 1        | 0        | 0        | 2         | 5         | 1         | 0        | 0        | 0        | 0        | 0        | 0         | 0         | 1        | 1        | 0        | 0        | 2         | 5         | 1         |
| 2003-04       | 1         | 1        | 0        | 0        | 2         | 4         | 1         | 1        | 1        | 0        | 0        | 2        | 4         | 1         | 0        | 0        | 0        | 0        | 0         | 0         | 0         |
| 2006-07       | 1         | 0        | 1        | 0        | 0         | 2         | 7         | 1        | 0        | 1        | 0        | 0        | 2         | 7         | 0        | 0        | 0        | 0        | 0         | 0         | 0         |
| 2007-08       | 1         | 0        | 1        | 0        | 0         | 4         | 8         | 0        | 0        | 0        | 0        | 0        | 0         | 0         | 1        | 0        | 1        | 0        | 0         | 4         | 8         |
| 2008-09       | 1         | 1        | 0        | 0        | 2         | 2         | 0         | 0        | 0        | 0        | 0        | 0        | 0         | 0         | 1        | 1        | 0        | 0        | 2         | 2         | 0         |
| 2009-10       | 1         | 0        | 1        | 0        | 0         | 0         | 1         | 1        | 0        | 1        | 0        | 0        | 0         | 1         | 0        | 0        | 0        | 0        | 0         | 0         | 0         |
| 2010-11       | 1         | 1        | 0        | 0        | 2         | 4         | 3         | 0        | 0        | 0        | 0        | 0        | 0         | 0         | 1        | 1        | 0        | 0        | 2         | 4         | 3         |
| 2011-12       | 1         | 0        | 1        | 0        | 0         | 2         | 3         | 1        | 0        | 1        | 0        | 0        | 2         | 3         | 0        | 0        | 0        | 0        | 0         | 0         | 0         |
| 2013-14       | 2         | 2        | 0        | 0        | 4         | 10        | 2         | 1        | 1        | 0        | 0        | 2        | 6         | 1         | 1        | 1        | 0        | 0        | 2         | 4         | 1         |
| <b>Totals</b> | <b>17</b> | <b>9</b> | <b>6</b> | <b>2</b> | <b>20</b> | <b>50</b> | <b>42</b> | <b>9</b> | <b>3</b> | <b>5</b> | <b>1</b> | <b>7</b> | <b>20</b> | <b>21</b> | <b>8</b> | <b>6</b> | <b>1</b> | <b>1</b> | <b>13</b> | <b>30</b> | <b>21</b> |

OT column includes both ties and overtime losses in 1999-00 (one home OT), 2000-01, 2001-02 (one road tie), 2002-03 & 2003-04. OT column includes ties in 1998-99.

| DATE              | VISITOR          | HOME                 |
|-------------------|------------------|----------------------|
| <b>1998-99</b>    |                  |                      |
| December 5, 1998  | <b>BUFFALO</b>   | 3 Nashville 1        |
| January 28, 1999  | <b>NASHVILLE</b> | 4 Buffalo 2          |
| <b>1999-00</b>    |                  |                      |
| October 20, 1999  | <b>NASHVILLE</b> | 4 Buffalo 3          |
| February 10, 2000 | <b>BUFFALO</b>   | 2 Nashville 1 OT     |
| <b>2000-01</b>    |                  |                      |
| January 6, 2001   | <b>BUFFALO</b>   | 2 Nashville 0        |
| <b>2001-02</b>    |                  |                      |
| October 16, 2001  | Nashville        | 3 Buffalo 3 OT       |
| November 13, 2001 | Buffalo          | 1 <b>NASHVILLE</b> 4 |
| <b>2002-03</b>    |                  |                      |
| January 27, 2003  | <b>NASHVILLE</b> | 5 Buffalo 1          |

| DATE              | VISITOR          | HOME                 |
|-------------------|------------------|----------------------|
| <b>2003-04</b>    |                  |                      |
| November 29, 2003 | Buffalo          | 1 <b>NASHVILLE</b> 4 |
| <b>2006-07</b>    |                  |                      |
| December 21, 2006 | <b>BUFFALO</b>   | 7 Nashville 2        |
| <b>2007-08</b>    |                  |                      |
| February 27, 2008 | Nashville        | 4 <b>BUFFALO</b> 8   |
| <b>2008-09</b>    |                  |                      |
| December 1, 2008  | <b>NASHVILLE</b> | 2 Buffalo 0          |
| <b>2009-10</b>    |                  |                      |
| October 10, 2009  | <b>BUFFALO</b>   | 1 Nashville 0        |
| <b>2010-11</b>    |                  |                      |
| March 20, 2011    | <b>NASHVILLE</b> | 4 Buffalo 3 OT       |
| <b>2011-12</b>    |                  |                      |
| December 3, 2011  | <b>BUFFALO</b>   | 3 Nashville 2        |
| <b>2013-14</b>    |                  |                      |
| March 11, 2014    | <b>NASHVILLE</b> | 4 Buffalo 1          |
| March 27, 2014    | Buffalo          | 1 <b>NASHVILLE</b> 6 |

NHL & OPPONENTS



# NHL & OPPONENTS

## CALGARY FLAMES

### 2013-14 SEASON SERIES

#### @ NASHVILLE

| Date       | Score         | W/Goal      |
|------------|---------------|-------------|
| 14 Jan '14 | CGY 2 @ NSH 4 | Craig Smith |

#### GOALS BY PERIOD

|           | 1st | 2nd | 3rd | OT | Total |
|-----------|-----|-----|-----|----|-------|
| Nashville | 4   | 4   | 6   | 0  | 14    |
| Calgary   | 3   | 3   | 5   | 0  | 11    |

#### INDIVIDUAL SCORING

| PLAYER            | PREDATORS |   |   |   |     |     |    |    |
|-------------------|-----------|---|---|---|-----|-----|----|----|
|                   | GP        | G | A | P | +/- | PIM | PP | SH |
| Matt Cullen       | 3         | 1 | 5 | 6 | 4   | 0   | 0  | 0  |
| Eric Nystrom      | 3         | 4 | 0 | 4 | 0   | 0   | 0  | 0  |
| Shea Weber        | 3         | 3 | 1 | 4 | 3   | 2   | 2  | 0  |
| Roman Josi        | 3         | 0 | 4 | 4 | 1   | 2   | 0  | 0  |
| Patric Hornqvist  | 3         | 1 | 2 | 3 | 0   | 0   | 0  | 0  |
| David Legwand     | 2         | 0 | 3 | 3 | 2   | 0   | 0  | 0  |
| Viktor Stalberg   | 3         | 2 | 0 | 2 | 1   | 0   | 0  | 0  |
| Ryan Ellis        | 3         | 1 | 1 | 2 | 1   | 0   | 0  | 0  |
| Craig Smith       | 3         | 1 | 1 | 2 | 1   | 2   | 1  | 0  |
| Victor Bartley    | 2         | 1 | 1 | 2 | 1   | 0   | 0  | 0  |
| Gabriel Bourque   | 3         | 0 | 2 | 2 | 5   | 0   | 0  | 0  |
| Seth Jones        | 3         | 0 | 2 | 2 | 1   | 2   | 0  | 0  |
| Mike Fisher       | 3         | 0 | 1 | 1 | -1  | 2   | 0  | 0  |
| Michael Del Zotto | 2         | 0 | 1 | 1 | 1   | 0   | 0  | 0  |
| Paul Gaustad      | 2         | 0 | 1 | 1 | 0   | 4   | 0  | 0  |
| Nick Spaling      | 2         | 0 | 1 | 1 | -2  | 0   | 0  | 0  |
| Calle Jarnkrok    | 1         | 0 | 1 | 1 | 2   | 0   | 0  | 0  |
| Kevin Klein       | 1         | 0 | 1 | 1 | 1   | 0   | 0  | 0  |
| Colin Wilson      | 3         | 0 | 0 | 0 | -1  | 2   | 0  | 0  |
| Rich Clune        | 2         | 0 | 0 | 0 | 1   | 2   | 0  | 0  |
| Mattias Ekholm    | 2         | 0 | 0 | 0 | -1  | 2   | 0  | 0  |
| Matt Hendricks    | 1         | 0 | 0 | 0 | 0   | 0   | 0  | 0  |
| Colton Sissons    | 1         | 0 | 0 | 0 | 0   | 0   | 0  | 0  |

Power Play: 3-8 37.5% / Penalty Killing: 5-9 55.6%

#### @ CALGARY

| Date         | Score         | W/Goal       |
|--------------|---------------|--------------|
| 21 Mar '14   | NSH 6 @ CGY 5 | Matt Cullen  |
| 24 Jan '14** | NSH 4 @ CGY 5 | Sean Monahan |

\* overtime \*\* shootout

#### SHOTS BY PERIOD

|           | 1st | 2nd | 3rd | OT | Total |
|-----------|-----|-----|-----|----|-------|
| Nashville | 29  | 29  | 23  | 0  | 81    |
| Calgary   | 25  | 27  | 31  | 1  | 84    |

#### FLAMES

| PLAYER            | GP | G | A | P | +/- | PIM | PP | SH |
|-------------------|----|---|---|---|-----|-----|----|----|
| Mikael Backlund   | 3  | 3 | 2 | 5 | 4   | 6   | 1  | 0  |
| Kris Russell      | 2  | 1 | 4 | 5 | 1   | 0   | 1  | 0  |
| Mark Giordano     | 3  | 1 | 3 | 4 | 3   | 0   | 1  | 0  |
| Mike Cammalleri   | 1  | 2 | 1 | 3 | 2   | 0   | 0  | 0  |
| Jiri Hudler       | 3  | 1 | 2 | 3 | 0   | 0   | 0  | 0  |
| David Jones       | 1  | 2 | 0 | 2 | 1   | 0   | 1  | 0  |
| Lee Stempniak     | 2  | 1 | 1 | 2 | 1   | 0   | 0  | 0  |
| TJ Brodie         | 3  | 0 | 2 | 2 | 3   | 0   | 0  | 0  |
| Lance Bouma       | 3  | 0 | 1 | 1 | -1  | 0   | 0  | 0  |
| Matt Stajan       | 3  | 0 | 1 | 1 | -2  | 4   | 0  | 0  |
| Brian McGrattan   | 2  | 0 | 1 | 1 | -1  | 0   | 0  | 0  |
| Curtis Glencross  | 1  | 0 | 1 | 1 | -2  | 2   | 0  | 0  |
| Chris Butler      | 3  | 0 | 0 | 0 | -3  | 0   | 0  | 0  |
| Paul Byron        | 3  | 0 | 0 | 0 | 3   | 2   | 0  | 0  |
| Joe Colborne      | 3  | 0 | 0 | 0 | -5  | 0   | 0  | 0  |
| TJ Galiardi       | 3  | 0 | 0 | 0 | -5  | 0   | 0  | 0  |
| Sean Monahan      | 3  | 0 | 0 | 0 | -5  | 0   | 0  | 0  |
| Shane O'Brien     | 2  | 0 | 0 | 0 | -4  | 0   | 0  | 0  |
| Ladislav Smid     | 2  | 0 | 0 | 0 | -2  | 0   | 0  | 0  |
| Kevin Westgarth   | 2  | 0 | 0 | 0 | -1  | 0   | 0  | 0  |
| Dennis Wideman    | 2  | 0 | 0 | 0 | -5  | 2   | 0  | 0  |
| Kenny Agostino    | 1  | 0 | 0 | 0 | -1  | 0   | 0  | 0  |
| Blair Jones       | 1  | 0 | 0 | 0 | 0   | 0   | 0  | 0  |
| Ben Street        | 1  | 0 | 0 | 0 | 0   | 0   | 0  | 0  |
| Tyler Wotherspoon | 1  | 0 | 0 | 0 | -1  | 0   | 0  | 0  |

Power Play: 4-9 44.4% / Penalty Killing: 5-8 62.5%

#### GOALTENDING

##### PREDATORS

|               | GP | MIN | W-L-OT | GA | SA | SV | GAA  | SV%  |
|---------------|----|-----|--------|----|----|----|------|------|
| Carter Hutton | 2  | 86  | 2-0-0  | 3  | 35 | 32 | 2.08 | .914 |
| Devan Dubnyk  | 1  | 65  | 0-0-1  | 4  | 31 | 27 | 3.69 | .871 |
| Pekka Rinne   | 1  | 34  | 0-0-0  | 4  | 18 | 14 | 7.16 | .778 |

##### FLAMES

|                | GP | MIN | W-L-OT | GA | SA | SV | GAA  | SV%  |
|----------------|----|-----|--------|----|----|----|------|------|
| Reto Berra     | 1  | 39  | 1-0-0  | 1  | 13 | 12 | 1.54 | .923 |
| Karri Ramo     | 2  | 84  | 0-1-0  | 7  | 46 | 39 | 5.01 | .848 |
| Joey MacDonald | 1  | 30  | 0-1-0  | 2  | 9  | 7  | 3.94 | .778 |
| Joni Ortio     | 1  | 28  | 0-0-0  | 4  | 13 | 9  | 8.54 | .692 |





Scotiabank Saddledome • P.O. Box 1540, Station M  
 Calgary, AB T2P 3B9 • (403) 777-2177  
 GM: Brad Treliving  
 Head Coach: Bob Hartley  
 PR: Peter Hanlon, Sean Kelso, Bernie Hargrave

| Season        | OVERALL   |           |           |           |           |            |            | HOME      |           |          |          |           |           |           | ROAD      |           |           |          |           |           |           |
|---------------|-----------|-----------|-----------|-----------|-----------|------------|------------|-----------|-----------|----------|----------|-----------|-----------|-----------|-----------|-----------|-----------|----------|-----------|-----------|-----------|
|               | GP        | W         | L         | OT        | PTS       | GF         | GA         | GP        | W         | L        | OT       | PTS       | GF        | GA        | GP        | W         | L         | OT       | PTS       | GF        | GA        |
| 1998-99       | 5         | 2         | 2         | 1         | 5         | 13         | 14         | 3         | 1         | 2        | 0        | 2         | 9         | 11        | 2         | 1         | 0         | 1        | 3         | 4         | 3         |
| 1999-00       | 4         | 1         | 1         | 2         | 4         | 12         | 13         | 2         | 1         | 1        | 0        | 2         | 4         | 3         | 2         | 0         | 0         | 2        | 2         | 8         | 10        |
| 2000-01       | 4         | 2         | 2         | 0         | 4         | 11         | 6          | 2         | 2         | 0        | 0        | 4         | 10        | 1         | 2         | 0         | 2         | 0        | 0         | 1         | 5         |
| 2001-02       | 4         | 3         | 1         | 0         | 6         | 11         | 10         | 2         | 2         | 0        | 0        | 4         | 4         | 1         | 2         | 1         | 1         | 0        | 2         | 7         | 9         |
| 2002-03       | 4         | 1         | 1         | 2         | 4         | 7          | 7          | 2         | 1         | 1        | 0        | 2         | 4         | 4         | 2         | 0         | 0         | 2        | 2         | 3         | 3         |
| 2003-04       | 4         | 2         | 1         | 1         | 5         | 11         | 10         | 2         | 1         | 0        | 1        | 3         | 8         | 5         | 2         | 1         | 1         | 0        | 2         | 3         | 5         |
| 2005-06       | 4         | 4         | 0         | 0         | 8         | 18         | 9          | 2         | 2         | 0        | 0        | 4         | 11        | 4         | 2         | 2         | 0         | 0        | 4         | 7         | 5         |
| 2006-07       | 4         | 3         | 0         | 1         | 7         | 16         | 11         | 2         | 2         | 0        | 0        | 4         | 11        | 6         | 2         | 1         | 0         | 1        | 3         | 5         | 5         |
| 2007-08       | 4         | 2         | 2         | 0         | 4         | 10         | 13         | 2         | 1         | 1        | 0        | 2         | 7         | 7         | 2         | 1         | 1         | 0        | 2         | 3         | 6         |
| 2008-09       | 4         | 0         | 4         | 0         | 0         | 12         | 18         | 2         | 0         | 2        | 0        | 0         | 5         | 8         | 2         | 0         | 2         | 0        | 0         | 7         | 10        |
| 2009-10       | 4         | 2         | 2         | 0         | 4         | 7          | 11         | 2         | 0         | 2        | 0        | 0         | 1         | 8         | 2         | 2         | 0         | 0        | 4         | 6         | 3         |
| 2010-11       | 4         | 0         | 2         | 2         | 2         | 5          | 10         | 2         | 0         | 0        | 2        | 2         | 2         | 4         | 2         | 0         | 2         | 0        | 0         | 3         | 6         |
| 2011-12       | 4         | 3         | 1         | 0         | 6         | 9          | 5          | 2         | 2         | 0        | 0        | 4         | 7         | 4         | 2         | 1         | 1         | 0        | 2         | 2         | 1         |
| 2012-13       | 3         | 2         | 1         | 0         | 4         | 12         | 11         | 2         | 2         | 0        | 0        | 4         | 9         | 5         | 1         | 0         | 1         | 0        | 0         | 3         | 6         |
| 2013-14       | 3         | 2         | 0         | 1         | 5         | 14         | 11         | 1         | 1         | 0        | 0        | 2         | 4         | 2         | 2         | 1         | 0         | 1        | 3         | 10        | 9         |
| <b>Totals</b> | <b>59</b> | <b>29</b> | <b>20</b> | <b>10</b> | <b>68</b> | <b>168</b> | <b>159</b> | <b>30</b> | <b>18</b> | <b>9</b> | <b>3</b> | <b>39</b> | <b>96</b> | <b>73</b> | <b>29</b> | <b>11</b> | <b>11</b> | <b>7</b> | <b>29</b> | <b>72</b> | <b>86</b> |

OT column includes both ties and overtime losses in 1999-00 (two road OTLs), 2000-01, 2001-02, 2002-03 (two road ties) and 2003-04 (one home tie). OT column includes ties in 1998-99 (one road tie).

| DATE    | VISITOR           | HOME        | DATE        | VISITOR | HOME              |                  |             |             |
|---------|-------------------|-------------|-------------|---------|-------------------|------------------|-------------|-------------|
| 1998-99 | October 23, 1998  | CALGARY 4   | Nashville 3 | 2007-08 | October 13, 2007  | CALGARY 7        | Nashville 4 |             |
|         | November 6, 1998  | NASHVILLE 2 | Calgary 1   |         | October 30, 2007  | Nashville 1      | CALGARY 5   |             |
|         | November 25, 1998 | Calgary 3   | NASHVILLE 4 |         | January 15, 2008  | Calgary 0        | NASHVILLE 3 |             |
|         | February 4, 1999  | Nashville 2 | Calgary 2   | OT      | March 7, 2008     | NASHVILLE 2      | Calgary 1   | OT          |
| 1999-00 | March 16, 1999    | CALGARY 4   | Nashville 2 | 2008-09 | October 23, 2008  | CALGARY 5        | Nashville 3 |             |
|         | November 3, 1999  | Nashville 4 | CALGARY 5   | OT      | November 6, 2008  | Nashville 6      | CALGARY 7   |             |
|         | January 21, 2000  | Nashville 4 | CALGARY 5   | OT      | January 3, 2009   | CALGARY 3        | Nashville 2 |             |
|         | January 29, 2000  | Calgary 1   | NASHVILLE 3 |         | January 30, 2009  | Nashville 1      | CALGARY 3   |             |
| 2000-01 | March 25, 2000    | CALGARY 2   | Nashville 1 | 2009-10 | November 30, 2009 | CALGARY 5        | Nashville 0 |             |
|         | November 28, 2000 | Calgary 1   | NASHVILLE 6 |         | December 19, 2009 | NASHVILLE 5      | Calgary 3   |             |
|         | December 7, 2000  | Nashville 0 | CALGARY 3   |         | January 5, 2010   | CALGARY 3        | Nashville 1 |             |
|         | January 11, 2001  | Nashville 1 | CALGARY 2   |         | January 15, 2010  | NASHVILLE 1      | Calgary 0   |             |
| 2000-01 | April 5, 2001     | Calgary 0   | NASHVILLE 4 | 2010-11 | October 19, 2010  | CALGARY 1        | Nashville 0 | OT          |
|         | October 11, 2001  | Calgary 0   | NASHVILLE 1 |         | January 24, 2011  | Nashville 1      | CALGARY 3   |             |
|         | October 25, 2001  | NASHVILLE 5 | CALGARY 4   | OT      | February 1, 2011  | CALGARY 3        | Nashville 2 | SO          |
|         | March 2, 2002     | Nashville 2 | CALGARY 5   |         | March 6, 2011     | Nashville 2      | CALGARY 3   |             |
| 2002-03 | April 6, 2002     | Calgary 1   | NASHVILLE 3 | 2011-12 | October 22, 2011  | NASHVILLE 2      | Calgary 0   |             |
|         | December 17, 2002 | CALGARY 3   | Nashville 0 |         | November 29, 2011 | Nashville 0      | CALGARY 1   |             |
|         | January 16, 2003  | Nashville 2 | Calgary 2   | OT      | December 13, 2011 | Calgary 1        | NASHVILLE 2 |             |
|         | February 20, 2003 | Calgary 1   | NASHVILLE 4 |         | January 1, 2012   | Calgary 3        | NASHVILLE 5 |             |
| 2003-04 | March 22, 2003    | Nashville 1 | Calgary 1   | OT      | 2012-13           | March 15, 2013   | Nashville 3 | CALGARY 6   |
|         | November 13, 2003 | Calgary 1   | NASHVILLE 4 |         |                   | March 21, 2013   | Calgary 3   | NASHVILLE 5 |
|         | January 22, 2004  | Nashville 0 | CALGARY 4   |         |                   | April 23, 2013   | Calgary 3   | NASHVILLE 4 |
|         | March 13, 2004    | Calgary 4   | Nashville 4 | OT      | 2013-14           | January 14, 2014 | Calgary 2   | NASHVILLE 4 |
| 2005-06 | March 20, 2004    | NASHVILLE 3 | Calgary 1   |         |                   | January 24, 2014 | Nashville 4 | CALGARY 5   |
|         | November 29, 2005 | Calgary 0   | NASHVILLE 2 |         |                   | March 21, 2014   | NASHVILLE 6 | Calgary 5   |
|         | December 27, 2005 | NASHVILLE 4 | Calgary 3   |         |                   |                  |             |             |
|         | March 7, 2006     | NASHVILLE 3 | Calgary 2   |         |                   |                  |             |             |
|         | March 18, 2006    | Calgary 4   | NASHVILLE 9 |         |                   |                  |             |             |
| 2006-07 | October 28, 2006  | NASHVILLE 3 | Calgary 2   |         |                   |                  |             |             |
|         | January 15, 2007  | Calgary 3   | NASHVILLE 5 |         |                   |                  |             |             |
|         | March 8, 2007     | Calgary 3   | NASHVILLE 6 |         |                   |                  |             |             |
|         | March 22, 2007    | Nashville 2 | CALGARY 3   | OT      |                   |                  |             |             |

NHL & OPPONENTS



# NHL & OPPONENTS

## CAROLINA HURRICANES

### 2013-14 SEASON SERIES

#### @ NASHVILLE

| Date      | Score         | W/Goal     |
|-----------|---------------|------------|
| 5 Dec '13 | CAR 5 @ NSH 2 | Riley Nash |

#### GOALS BY PERIOD

|           | 1st | 2nd | 3rd | OT | Total |
|-----------|-----|-----|-----|----|-------|
| Nashville | 0   | 2   | 1   | -  | 3     |
| Carolina  | 2   | 3   | 2   | -  | 7     |

#### INDIVIDUAL SCORING

| PLAYER           | PREDATORS |   |   |   |     |     |    |    |
|------------------|-----------|---|---|---|-----|-----|----|----|
|                  | GP        | G | A | P | +/- | PIM | PP | SH |
| Mike Fisher      | 2         | 1 | 1 | 2 | -2  | 2   | 0  | 0  |
| Patric Hornqvist | 2         | 1 | 0 | 1 | -2  | 2   | 1  | 0  |
| Viktor Stalberg  | 2         | 1 | 0 | 1 | -1  | 4   | 0  | 0  |
| Seth Jones       | 2         | 0 | 1 | 1 | -1  | 2   | 0  | 0  |
| Nick Spaling     | 2         | 0 | 1 | 1 | 0   | 0   | 0  | 0  |
| Victor Bartley   | 1         | 0 | 1 | 1 | 1   | 0   | 0  | 0  |
| Shea Weber       | 1         | 0 | 1 | 1 | -2  | 0   | 0  | 0  |
| Gabriel Bourque  | 2         | 0 | 0 | 0 | -1  | 2   | 0  | 0  |
| Matt Cullen      | 2         | 0 | 0 | 0 | 0   | 0   | 0  | 0  |
| Mattias Ekholm   | 2         | 0 | 0 | 0 | 0   | 2   | 0  | 0  |
| Ryan Ellis       | 2         | 0 | 0 | 0 | 0   | 0   | 0  | 0  |
| Paul Gaustad     | 2         | 0 | 0 | 0 | -1  | 0   | 0  | 0  |
| Matt Hendricks   | 2         | 0 | 0 | 0 | 0   | 0   | 0  | 0  |
| Roman Josi       | 2         | 0 | 0 | 0 | -5  | 2   | 0  | 0  |
| Kevin Klein      | 2         | 0 | 0 | 0 | -1  | 0   | 0  | 0  |
| David Legwand    | 2         | 0 | 0 | 0 | -1  | 0   | 0  | 0  |
| Eric Nystrom     | 2         | 0 | 0 | 0 | -2  | 0   | 0  | 0  |
| Craig Smith      | 2         | 0 | 0 | 0 | 0   | 0   | 0  | 0  |
| Colin Wilson     | 2         | 0 | 0 | 0 | -3  | 0   | 0  | 0  |

Power Play: 1-6 16.7% / Penalty Killing: 6-7 85.7%

#### @ CAROLINA

| Date      | tScore        | W/Goal       |
|-----------|---------------|--------------|
| 5 Jan '14 | NSH 1 @ CAR 2 | Jeff Skinner |

\* overtime \*\* shootout

#### SHOTS BY PERIOD

|           | 1st | 2nd | 3rd | OT | Total |
|-----------|-----|-----|-----|----|-------|
| Nashville | 18  | 20  | 16  | -  | 54    |
| Carolina  | 13  | 19  | 16  | -  | 48    |

| PLAYER             | HURRICANES |   |   |   |     |     |    |    |
|--------------------|------------|---|---|---|-----|-----|----|----|
|                    | GP         | G | A | P | +/- | PIM | PP | SH |
| Jeff Skinner       | 2          | 4 | 1 | 5 | 4   | 0   | 1  | 0  |
| Justin Faulk       | 2          | 1 | 2 | 3 | 2   | 0   | 0  | 0  |
| Tuomo Ruutu        | 2          | 0 | 3 | 3 | 4   | 0   | 0  | 0  |
| Alexander Semin    | 1          | 1 | 1 | 2 | 2   | 0   | 0  | 0  |
| Riley Nash         | 1          | 1 | 0 | 1 | 1   | 0   | 0  | 0  |
| Patrick Dwyer      | 2          | 0 | 1 | 1 | 1   | 0   | 0  | 0  |
| Ron Hainsey        | 2          | 0 | 1 | 1 | 1   | 2   | 0  | 0  |
| Ryan Murphy        | 2          | 0 | 1 | 1 | 2   | 2   | 0  | 0  |
| Andrej Sekera      | 2          | 0 | 1 | 1 | 2   | 0   | 0  | 0  |
| Eric Staal         | 1          | 0 | 1 | 1 | 2   | 2   | 0  | 0  |
| Drayson Bowman     | 2          | 0 | 0 | 0 | 0   | 0   | 0  | 0  |
| Radek Dvorak       | 2          | 0 | 0 | 0 | 0   | 0   | 0  | 0  |
| Nathan Gerbe       | 2          | 0 | 0 | 0 | -1  | 4   | 0  | 0  |
| Manny Malhotra     | 2          | 0 | 0 | 0 | -1  | 0   | 0  | 0  |
| Jordan Staal       | 2          | 0 | 0 | 0 | 0   | 0   | 0  | 0  |
| Brett Bellemore    | 1          | 0 | 0 | 0 | 0   | 0   | 0  | 0  |
| Zach Boychuk       | 1          | 0 | 0 | 0 | 0   | 0   | 0  | 0  |
| Jay Harrison       | 1          | 0 | 0 | 0 | 0   | 0   | 0  | 0  |
| Mike Komisarek     | 1          | 0 | 0 | 0 | 0   | 0   | 0  | 0  |
| John-Michael Liles | 1          | 0 | 0 | 0 | 2   | 2   | 0  | 0  |
| Elias Lindholm     | 1          | 0 | 0 | 0 | -1  | 0   | 0  | 0  |
| Aaron Palushaj     | 1          | 0 | 0 | 0 | 0   | 0   | 0  | 0  |
| Brett Suttler      | 1          | 0 | 0 | 0 | 0   | 0   | 0  | 0  |
| Jiri Tlustý        | 1          | 0 | 0 | 0 | 0   | 0   | 0  | 0  |

Power Play: 1-7 14.3% / Penalty Killing: 5-6 83.3%

#### GOALTENDING

##### PREDATORS

|               | GP | MIN | W-L-OT | GA | SA | SV | GAA  | SV%  |
|---------------|----|-----|--------|----|----|----|------|------|
| Carter Hutton | 2  | 77  | 0-1-0  | 2  | 34 | 32 | 1.55 | .941 |
| Marek Mazanec | 1  | 40  | 0-1-0  | 4  | 13 | 9  | 6.00 | .692 |

##### HURRICANES

|                | GP | MIN | W-L-OT | GA | SA | SV | GAA  | SV%  |
|----------------|----|-----|--------|----|----|----|------|------|
| Anton Khudobin | 1  | 60  | 1-0-0  | 1  | 32 | 31 | 1.00 | .969 |
| Justin Peters  | 1  | 60  | 1-0-0  | 2  | 22 | 20 | 2.00 | .909 |



PNC Arena • 1400 Edwards Mill Road  
 Raleigh, NC 27607 • (919) 467-7825  
 GM: Ron Francis  
 Head Coach: Bill Peters  
 PR: Mike Sundheim, Kyle Hanlin

| Season        | OVERALL   |           |          |          |           |           |           | HOME     |          |          |          |           |           |           | ROAD      |          |          |          |           |           |           |           |   |
|---------------|-----------|-----------|----------|----------|-----------|-----------|-----------|----------|----------|----------|----------|-----------|-----------|-----------|-----------|----------|----------|----------|-----------|-----------|-----------|-----------|---|
|               | GP        | W         | L        | OT       | PTS       | GF        | GA        | GP       | W        | L        | OT       | PTS       | GF        | GA        | GP        | W        | L        | OT       | PTS       | GF        | GA        |           |   |
| 1998-99       | 2         | 1         | 1        | 0        | 2         | 4         | 6         | 1        | 1        | 0        | 0        | 2         | 3         | 2         | 1         | 0        | 1        | 0        | 0         | 1         | 4         | 4         |   |
| 1999-00       | 2         | 1         | 1        | 0        | 2         | 4         | 5         | 1        | 1        | 0        | 0        | 2         | 3         | 2         | 1         | 0        | 1        | 0        | 0         | 1         | 3         | 3         |   |
| 2000-01       | 2         | 2         | 0        | 0        | 4         | 9         | 5         | 1        | 1        | 0        | 0        | 2         | 2         | 1         | 1         | 1        | 0        | 0        | 2         | 7         | 4         | 4         |   |
| 2001-02       | 1         | 0         | 0        | 1        | 1         | 2         | 2         | 0        | 0        | 0        | 0        | 0         | 0         | 0         | 1         | 0        | 0        | 1        | 1         | 2         | 2         | 2         |   |
| 2002-03       | 1         | 0         | 1        | 0        | 0         | 1         | 2         | 1        | 0        | 1        | 0        | 0         | 1         | 2         | 0         | 0        | 0        | 0        | 0         | 0         | 0         | 0         |   |
| 2003-04       | 1         | 1         | 0        | 0        | 2         | 2         | 1         | 0        | 0        | 0        | 0        | 0         | 0         | 0         | 1         | 1        | 0        | 0        | 2         | 2         | 1         | 1         |   |
| 2005-06       | 1         | 0         | 0        | 1        | 1         | 4         | 5         | 0        | 0        | 0        | 0        | 0         | 0         | 0         | 1         | 0        | 0        | 1        | 1         | 4         | 5         | 5         |   |
| 2007-08       | 1         | 1         | 0        | 0        | 2         | 1         | 0         | 1        | 1        | 0        | 0        | 2         | 1         | 0         | 0         | 0        | 0        | 0        | 0         | 0         | 0         | 0         |   |
| 2008-09       | 1         | 1         | 0        | 0        | 2         | 5         | 2         | 0        | 0        | 0        | 0        | 0         | 0         | 0         | 1         | 1        | 0        | 0        | 2         | 5         | 2         | 2         |   |
| 2009-10       | 1         | 1         | 0        | 0        | 2         | 4         | 2         | 1        | 1        | 0        | 0        | 2         | 4         | 2         | 0         | 0        | 0        | 0        | 0         | 0         | 0         | 0         | 0 |
| 2010-11       | 2         | 2         | 0        | 0        | 4         | 7         | 3         | 1        | 1        | 0        | 0        | 2         | 5         | 2         | 1         | 1        | 0        | 0        | 2         | 2         | 1         | 1         |   |
| 2011-12       | 2         | 1         | 1        | 0        | 2         | 8         | 6         | 1        | 1        | 0        | 0        | 2         | 5         | 2         | 1         | 0        | 1        | 0        | 0         | 3         | 4         | 4         |   |
| 2013-14       | 2         | 0         | 2        | 0        | 0         | 3         | 7         | 1        | 0        | 1        | 0        | 0         | 2         | 5         | 1         | 0        | 1        | 0        | 0         | 1         | 2         | 2         |   |
| <b>Totals</b> | <b>19</b> | <b>11</b> | <b>6</b> | <b>2</b> | <b>24</b> | <b>54</b> | <b>46</b> | <b>9</b> | <b>7</b> | <b>2</b> | <b>0</b> | <b>14</b> | <b>26</b> | <b>18</b> | <b>10</b> | <b>4</b> | <b>4</b> | <b>2</b> | <b>10</b> | <b>28</b> | <b>28</b> | <b>28</b> |   |

OT column includes both ties and overtime losses in 1999-00, 2000-01, 2001-02 (one road tie), 2002-03 and 2003-04. OT column includes ties in 1998-99.

|         | DATE              | VISITOR   | HOME          |
|---------|-------------------|-----------|---------------|
| 1998-99 | October 13, 1998  | Carolina  | NASHVILLE 3   |
|         | January 2, 1999   | Nashville | CAROLINA 4    |
| 1999-00 | December 28, 1999 | Carolina  | NASHVILLE 3   |
|         | March 29, 2000    | Nashville | CAROLINA 3    |
| 2000-01 | October 14, 2000  | Carolina  | NASHVILLE 2   |
|         | November 26, 2000 | NASHVILLE | Carolina 4    |
| 2001-02 | January 23, 2002  | Nashville | Carolina 2 OT |
| 2002-03 | December 3, 2002  | CAROLINA  | Nashville 1   |
| 2003-04 | December 3, 2003  | NASHVILLE | Carolina 1 OT |
| 2005-06 | January 13, 2006  | Nashville | CAROLINA 5 OT |

|         | DATE              | VISITOR   | HOME          |
|---------|-------------------|-----------|---------------|
| 2007-08 | February 5, 2008  | Carolina  | NASHVILLE 1   |
| 2008-09 | November 23, 2008 | NASHVILLE | Carolina 2    |
| 2009-10 | January 7, 2010   | Carolina  | NASHVILLE 4   |
| 2010-11 | November 20, 2010 | NASHVILLE | Carolina 1 SO |
|         | December 4, 2010  | Carolina  | NASHVILLE 5   |
| 2011-12 | January 7, 2012   | Carolina  | NASHVILLE 5   |
|         | February 28, 2012 | Nashville | CAROLINA 4    |
| 2013-14 | December 5, 2013  | CAROLINA  | Nashville 2   |
|         | January 5, 2014   | Nashville | CAROLINA 2    |

NHL & OPPONENTS



# NHL & OPPONENTS

## CHICAGO BLACKHAWKS

### 2013-14 SEASON SERIES

#### @ NASHVILLE

| Date       | Score         | W/Goal           |
|------------|---------------|------------------|
| 12 Apr '14 | CHI 5 @ NSH 7 | Patric Hornqvist |
| 17 Dec '13 | CHI 3 @ NSH 1 | Patrick Kane     |
| 16 Nov '13 | CHI 2 @ NSH 7 | Patric Hornqvist |

#### GOALS BY PERIOD

|           | 1st | 2nd | 3rd | OT | Total |
|-----------|-----|-----|-----|----|-------|
| Nashville | 7   | 4   | 9   | -  | 20    |
| Chicago   | 5   | 3   | 4   | -  | 12    |

#### INDIVIDUAL SCORING

| PLAYER            | PREDATORS |   |   |   |     |     |    |    |
|-------------------|-----------|---|---|---|-----|-----|----|----|
|                   | GP        | G | A | P | +/- | PIM | PP | SH |
| Roman Josi        | 5         | 0 | 7 | 7 | -1  | 0   | 0  | 0  |
| Mike Fisher       | 5         | 3 | 3 | 6 | 2   | 0   | 0  | 0  |
| Shea Weber        | 5         | 3 | 3 | 6 | -1  | 4   | 2  | 0  |
| Patric Hornqvist  | 4         | 3 | 2 | 5 | 1   | 2   | 2  | 0  |
| Matt Cullen       | 5         | 2 | 3 | 5 | 3   | 2   | 0  | 0  |
| Craig Smith       | 5         | 2 | 3 | 5 | 3   | 2   | 0  | 0  |
| Ryan Ellis        | 5         | 2 | 2 | 4 | 8   | 4   | 0  | 0  |
| Gabriel Bourque   | 4         | 1 | 2 | 3 | 3   | 0   | 0  | 0  |
| Paul Gaustad      | 4         | 1 | 2 | 3 | 2   | 0   | 0  | 0  |
| David Legwand     | 2         | 0 | 3 | 3 | 0   | 2   | 0  | 0  |
| Nick Spaling      | 5         | 1 | 1 | 2 | 3   | 0   | 0  | 0  |
| Mattias Ekholm    | 3         | 0 | 2 | 2 | 5   | 0   | 0  | 0  |
| Viktor Stalberg   | 5         | 1 | 0 | 1 | 0   | 2   | 0  | 0  |
| Colin Wilson      | 5         | 1 | 0 | 1 | 2   | 2   | 0  | 0  |
| Seth Jones        | 5         | 0 | 1 | 1 | 0   | 2   | 0  | 0  |
| Calle Jarnkrok    | 2         | 0 | 1 | 1 | -1  | 0   | 0  | 0  |
| Rich Clune        | 5         | 0 | 0 | 0 | -1  | 10  | 0  | 0  |
| Eric Nystrom      | 4         | 0 | 0 | 0 | 1   | 4   | 0  | 0  |
| Victor Bartley    | 3         | 0 | 0 | 0 | 4   | 2   | 0  | 0  |
| Michael Del Zotto | 2         | 0 | 0 | 0 | -1  | 0   | 0  | 0  |
| Matt Hendricks    | 2         | 0 | 0 | 0 | 0   | 2   | 0  | 0  |
| Kevin Klein       | 2         | 0 | 0 | 0 | -1  | 0   | 0  | 0  |
| Colton Sissons    | 2         | 0 | 0 | 0 | -1  | 0   | 0  | 0  |
| Filip Forsberg    | 1         | 0 | 0 | 0 | 0   | 2   | 0  | 0  |

Power Play: 4-20 20.0% / Penalty Killing: 14-16 87.5%

#### @ CHICAGO

| Date       | Score         | W/Goal      |
|------------|---------------|-------------|
| 23 Mar '14 | NSH 2 @ CHI 0 | Mike Fisher |
| 14 Mar '14 | NSH 3 @ CHI 2 | Ryan Ellis  |

\* overtime \*\* shootout

#### SHOTS BY PERIOD

|           | 1st | 2nd | 3rd | OT | Total |
|-----------|-----|-----|-----|----|-------|
| Nashville | 49  | 45  | 43  | -  | 137   |
| Chicago   | 43  | 54  | 58  | -  | 155   |

| PLAYER             | BLACKHAWKS |   |   |   |     |     |    |    |
|--------------------|------------|---|---|---|-----|-----|----|----|
|                    | GP         | G | A | P | +/- | PIM | PP | SH |
| Andrew Shaw        | 5          | 1 | 2 | 3 | -1  | 4   | 0  | 0  |
| Duncan Keith       | 4          | 1 | 2 | 3 | -3  | 2   | 0  | 0  |
| Brandon Saad       | 5          | 0 | 3 | 3 | -3  | 0   | 0  | 0  |
| Patrick Kane       | 3          | 2 | 0 | 2 | 0   | 2   | 1  | 0  |
| Jonathan Toews     | 4          | 1 | 1 | 2 | -2  | 0   | 0  | 0  |
| Marian Hossa       | 3          | 1 | 1 | 2 | 1   | 0   | 0  | 0  |
| Johnny Oduya       | 5          | 0 | 2 | 2 | 5   | 0   | 0  | 0  |
| Brent Seabrook     | 5          | 0 | 2 | 2 | -3  | 2   | 0  | 0  |
| Kris Versteeg      | 5          | 0 | 2 | 2 | -1  | 8   | 0  | 0  |
| Nick Leddy         | 5          | 1 | 0 | 1 | -7  | 2   | 1  | 0  |
| Ben Smith          | 5          | 1 | 0 | 1 | -5  | 0   | 0  | 0  |
| Peter Rejn         | 3          | 1 | 0 | 1 | 0   | 0   | 0  | 0  |
| Jeremy Morin       | 2          | 1 | 0 | 1 | 0   | 0   | 0  | 0  |
| Matt Carey         | 1          | 1 | 0 | 1 | 0   | 0   | 0  | 0  |
| Brandon Pirri      | 1          | 1 | 0 | 1 | 2   | 2   | 0  | 0  |
| Brandon Bollig     | 5          | 0 | 1 | 1 | -1  | 4   | 0  | 0  |
| Patrick Sharp      | 5          | 0 | 1 | 1 | -3  | 4   | 0  | 0  |
| Bryan Bickell      | 4          | 0 | 1 | 1 | -1  | 2   | 0  | 0  |
| Sheldon Brookbank  | 5          | 0 | 0 | 0 | -1  | 14  | 0  | 0  |
| Niklas Hjalmarsson | 4          | 0 | 0 | 0 | 0   | 0   | 0  | 0  |
| Marcus Kruger      | 4          | 0 | 0 | 0 | -3  | 4   | 0  | 0  |
| Michal Handzus     | 3          | 0 | 0 | 0 | 0   | 0   | 0  | 0  |
| Michal Rozsival    | 2          | 0 | 0 | 0 | 0   | 2   | 0  | 0  |
| Joakim Nordstrom   | 1          | 0 | 0 | 0 | -1  | 0   | 0  | 0  |
| David Rundblad     | 1          | 0 | 0 | 0 | -3  | 0   | 0  | 0  |

Power Play: 2-16 12.5% / Penalty Killing: 16-20 80.0%

#### GOALTENDING

##### PREDATORS

|               | GP | MIN | W-L-OT | GA | SA | SV | GAA  | SV%  |
|---------------|----|-----|--------|----|----|----|------|------|
| Pekka Rinne   | 3  | 180 | 3-0-0  | 7  | 87 | 80 | 2.33 | .920 |
| Marek Mazanec | 1  | 60  | 1-0-0  | 2  | 41 | 39 | 2.00 | .951 |
| Carter Hutton | 1  | 58  | 0-1-0  | 3  | 27 | 24 | 3.10 | .889 |

##### BLACKHAWKS

|                    | GP | MIN | W-L-OT | GA | SA | SV | GAA  | SV%  |
|--------------------|----|-----|--------|----|----|----|------|------|
| Antti Raanta       | 2  | 119 | 1-1-0  | 7  | 60 | 53 | 3.52 | .883 |
| Corey Crawford     | 3  | 161 | 0-3-0  | 10 | 68 | 58 | 3.73 | .853 |
| Nikolai Khabibulin | 1  | 15  | 0-0-0  | 2  | 8  | 6  | 7.80 | .750 |



United Center • 1901 W. Madison St.  
Chicago, IL 60612 • (312) 455-7000

GM: Stan Bowman

Head Coach: Joel Quenneville

PR: Brandon Faber, Adam Rogowin, Meghan Bower,

Kevin Ross

| Season        | OVERALL   |           |           |           |           |            |            |           |           |           | HOME     |           |            |            |           | ROAD      |           |          |           |            |            |
|---------------|-----------|-----------|-----------|-----------|-----------|------------|------------|-----------|-----------|-----------|----------|-----------|------------|------------|-----------|-----------|-----------|----------|-----------|------------|------------|
|               | GP        | W         | L         | OT        | PTS       | GF         | GA         | GP        | W         | L         | OT       | PTS       | GF         | GA         | GP        | W         | L         | OT       | PTS       | GF         | GA         |
| 1998-99       | 6         | 1         | 4         | 1         | 3         | 17         | 22         | 3         | 1         | 1         | 1        | 3         | 9          | 8          | 3         | 0         | 3         | 0        | 0         | 8          | 14         |
| 1999-00       | 6         | 4         | 1         | 1         | 9         | 21         | 14         | 3         | 2         | 1         | 0        | 4         | 10         | 7          | 3         | 2         | 0         | 1        | 5         | 11         | 7          |
| 2000-01       | 5         | 2         | 3         | 0         | 4         | 8          | 9          | 2         | 0         | 2         | 0        | 0         | 1          | 5          | 3         | 2         | 1         | 0        | 4         | 7          | 4          |
| 2001-02       | 5         | 3         | 2         | 0         | 6         | 16         | 15         | 3         | 2         | 1         | 0        | 4         | 12         | 10         | 2         | 1         | 1         | 0        | 2         | 4          | 5          |
| 2002-03       | 5         | 1         | 3         | 1         | 3         | 11         | 17         | 2         | 1         | 0         | 1        | 3         | 8          | 7          | 3         | 0         | 3         | 0        | 0         | 3          | 10         |
| 2003-04       | 6         | 2         | 3         | 1         | 5         | 14         | 15         | 3         | 1         | 1         | 1        | 3         | 8          | 6          | 3         | 1         | 2         | 0        | 2         | 6          | 9          |
| 2005-06       | 8         | 6         | 2         | 0         | 12        | 32         | 16         | 4         | 4         | 0         | 0        | 8         | 18         | 7          | 4         | 2         | 2         | 0        | 4         | 14         | 9          |
| 2006-07       | 8         | 4         | 2         | 2         | 10        | 31         | 26         | 4         | 1         | 1         | 2        | 4         | 17         | 18         | 4         | 3         | 1         | 0        | 6         | 14         | 8          |
| 2007-08       | 8         | 3         | 4         | 1         | 7         | 20         | 29         | 4         | 2         | 1         | 1        | 5         | 10         | 14         | 4         | 1         | 3         | 0        | 2         | 10         | 15         |
| 2008-09       | 6         | 3         | 3         | 0         | 6         | 16         | 16         | 3         | 2         | 1         | 0        | 4         | 11         | 8          | 3         | 1         | 2         | 0        | 2         | 5          | 8          |
| 2009-10       | 6         | 2         | 4         | 0         | 4         | 12         | 15         | 3         | 1         | 2         | 0        | 2         | 4          | 7          | 3         | 1         | 2         | 0        | 2         | 8          | 8          |
| 2010-11       | 6         | 3         | 3         | 0         | 6         | 14         | 20         | 3         | 2         | 1         | 0        | 4         | 7          | 8          | 3         | 1         | 2         | 0        | 2         | 7          | 12         |
| 2011-12       | 6         | 4         | 1         | 1         | 9         | 25         | 16         | 3         | 2         | 1         | 0        | 4         | 12         | 9          | 3         | 2         | 0         | 1        | 5         | 13         | 7          |
| 2012-13       | 5         | 0         | 3         | 2         | 9         | 17         | 2          | 0         | 2         | 0         | 0        | 0         | 0          | 4          | 3         | 0         | 1         | 2        | 2         | 9          | 13         |
| 2013-14       | 5         | 4         | 1         | 0         | 8         | 26         | 12         | 3         | 2         | 1         | 0        | 4         | 15         | 10         | 2         | 2         | 0         | 0        | 4         | 5          | 2          |
| <b>Totals</b> | <b>91</b> | <b>42</b> | <b>39</b> | <b>10</b> | <b>94</b> | <b>266</b> | <b>259</b> | <b>45</b> | <b>23</b> | <b>16</b> | <b>6</b> | <b>52</b> | <b>142</b> | <b>127</b> | <b>46</b> | <b>19</b> | <b>23</b> | <b>4</b> | <b>42</b> | <b>124</b> | <b>131</b> |

OT column includes both ties and overtime losses in 1999-00 (one road tie), 2000-01, 2001-02, 2002-03 (one home tie) and 2003-04 (one home tie). OT column includes ties in 1998-99 (one home tie).

| DATE              | VISITOR   | HOME             |
|-------------------|-----------|------------------|
| <b>1998-99</b>    |           |                  |
| October 24, 1998  | Nashville | 4 CHICAGO 5      |
| November 17, 1998 | CHICAGO   | 2 Nashville 1    |
| January 9, 1999   | Chicago   | 3 Nashville 3 OT |
| March 10, 1999    | Nashville | 2 CHICAGO 5      |
| March 12, 1999    | Chicago   | 3 NASHVILLE 5    |
| April 15, 1999    | Nashville | 2 CHICAGO 4      |
| <b>1999-00</b>    |           |                  |
| October 10, 1999  | Nashville | 3 Chicago 3 OT   |
| November 5, 1999  | CHICAGO   | 3 Nashville 1    |
| November 10, 1999 | NASHVILLE | 4 Chicago 2      |
| January 8, 2000   | Chicago   | 3 NASHVILLE 6    |
| February 23, 2000 | NASHVILLE | 4 Chicago 2      |
| March 7, 2000     | Chicago   | 1 NASHVILLE 3    |
| <b>2000-01</b>    |           |                  |
| November 30, 2000 | NASHVILLE | 3 Chicago 0      |
| December 1, 2000  | CHICAGO   | 2 Nashville 1    |
| December 16, 2000 | CHICAGO   | 3 Nashville 0    |
| March 15, 2001    | Nashville | 2 CHICAGO 3      |
| March 22, 2001    | NASHVILLE | 2 Chicago 1 OT   |
| <b>2001-02</b>    |           |                  |
| October 18, 2001  | CHICAGO   | 5 Nashville 3    |
| November 21, 2001 | Chicago   | 3 NASHVILLE 4    |
| December 15, 2001 | Chicago   | 2 NASHVILLE 5    |
| March 27, 2002    | Nashville | 1 CHICAGO 4      |
| April 3, 2002     | NASHVILLE | 3 Chicago 1      |
| <b>2002-03</b>    |           |                  |
| November 17, 2002 | Nashville | 2 CHICAGO 4      |
| January 4, 2003   | Chicago   | 3 Nashville 3 OT |
| January 12, 2003  | Nashville | 0 CHICAGO 2      |
| March 1, 2003     | Chicago   | 4 NASHVILLE 5 OT |
| March 27, 2003    | Nashville | 1 CHICAGO 4      |
| <b>2003-04</b>    |           |                  |
| October 19, 2003  | Nashville | 1 CHICAGO 3      |
| February 11, 2004 | Nashville | 2 CHICAGO 5      |
| March 1, 2004     | Chicago   | 2 Nashville 2 OT |
| March 30, 2004    | Chicago   | 2 NASHVILLE 5    |
| April 1, 2004     | NASHVILLE | 3 Chicago 1      |
| <b>2005-06</b>    |           |                  |
| October 25, 2005  | Chicago   | 3 NASHVILLE 5    |
| December 15, 2005 | Chicago   | 3 NASHVILLE 5    |
| December 21, 2005 | NASHVILLE | 6 Chicago 1      |
| January 8, 2006   | NASHVILLE | 5 Chicago 1      |
| February 4, 2006  | Chicago   | 0 NASHVILLE 6    |
| March 1, 2006     | Nashville | 0 CHICAGO 3      |
| April 5, 2006     | Nashville | 3 CHICAGO 4      |
| April 8, 2006     | Chicago   | 1 NASHVILLE 2 SO |
| <b>2006-07</b>    |           |                  |
| October 5, 2006   | CHICAGO   | 8 Nashville 6    |
| October 12, 2006  | Nashville | 1 CHICAGO 3      |
| December 2, 2006  | CHICAGO   | 4 Nashville 3 OT |
| December 20, 2006 | NASHVILLE | 2 Chicago 1      |
| January 5, 2007   | NASHVILLE | 8 Chicago 3      |
| January 20, 2007  | Chicago   | 3 NASHVILLE 6    |
| January 26, 2007  | NASHVILLE | 3 Chicago 1      |
| April 3, 2007     | CHICAGO   | 3 Nashville 2 SO |

| DATE              | VISITOR   | HOME             |
|-------------------|-----------|------------------|
| <b>2007-08</b>    |           |                  |
| November 4, 2007  | NASHVILLE | 5 Chicago 2      |
| November 15, 2007 | Chicago   | 4 NASHVILLE 5 OT |
| December 19, 2007 | Nashville | 2 CHICAGO 5      |
| December 26, 2007 | Nashville | 2 CHICAGO 5      |
| January 13, 2008  | CHICAGO   | 3 Nashville 2 SO |
| February 14, 2008 | CHICAGO   | 6 Nashville 1    |
| March 22, 2008    | Chicago   | 1 NASHVILLE 2 SO |
| April 4, 2008     | Nashville | 1 CHICAGO 3      |
| <b>2008-09</b>    |           |                  |
| October 13, 2008  | NASHVILLE | 3 Chicago 2 SO   |
| January 10, 2009  | Chicago   | 1 NASHVILLE 4    |
| January 11, 2009  | Nashville | 1 CHICAGO 3      |
| February 24, 2009 | Chicago   | 3 NASHVILLE 5    |
| April 3, 2009     | Nashville | 1 CHICAGO 3      |
| April 7, 2009     | CHICAGO   | 4 Nashville 2    |
| <b>2009-10</b>    |           |                  |
| October 15, 2009  | CHICAGO   | 3 Nashville 1    |
| October 24, 2009  | Nashville | 0 CHICAGO 2      |
| October 29, 2009  | Chicago   | 0 NASHVILLE 2    |
| December 4, 2009  | NASHVILLE | 4 Chicago 1      |
| December 26, 2009 | CHICAGO   | 4 Nashville 1    |
| December 27, 2009 | Nashville | 4 CHICAGO 5      |
| <b>2010-11</b>    |           |                  |
| October 13, 2010  | NASHVILLE | 3 Chicago 2      |
| November 13, 2010 | Chicago   | 3 NASHVILLE 4 SO |
| December 22, 2010 | Nashville | 1 CHICAGO 4      |
| January 15, 2011  | Chicago   | 2 NASHVILLE 3 SO |
| January 16, 2011  | Nashville | 3 CHICAGO 6      |
| February 24, 2011 | CHICAGO   | 3 Nashville 0    |
| <b>2011-12</b>    |           |                  |
| October 31, 2011  | Nashville | 4 CHICAGO 5 OT   |
| January 21, 2012  | Chicago   | 2 NASHVILLE 5    |
| January 24, 2012  | NASHVILLE | 3 Chicago 1      |
| February 14, 2012 | Chicago   | 2 NASHVILLE 3    |
| March 25, 2012    | NASHVILLE | 6 Chicago 1      |
| March 31, 2012    | CHICAGO   | 5 Nashville 4    |
| <b>2012-13</b>    |           |                  |
| February 10, 2013 | CHICAGO   | 3 Nashville 0    |
| April 1, 2013     | Nashville | 2 CHICAGO 3 SO   |
| April 6, 2013     | CHICAGO   | 1 Nashville 0    |
| April 7, 2013     | Nashville | 3 CHICAGO 5      |
| April 19, 2013    | Nashville | 4 CHICAGO 5 OT   |
| <b>2013-14</b>    |           |                  |
| November 16, 2013 | Chicago   | 2 NASHVILLE 7    |
| December 17, 2013 | CHICAGO   | 3 Nashville 1    |
| March 14, 2014    | NASHVILLE | 3 Chicago 2      |
| March 23, 2014    | NASHVILLE | 2 Chicago 0      |
| April 12, 2014    | Chicago   | 5 NASHVILLE 7    |

NHL & OPPONENTS





# NHL & OPPONENTS

## COLORADO AVALANCHE

### 2013-14 SEASON SERIES

#### @ NASHVILLE

| Date          | Score         | W/Goal            |
|---------------|---------------|-------------------|
| 25 Mar '14 ** | COL 5 @ NSH 4 | Gabriel Landeskog |
| 18 Jan '14    | COL 5 @ NSH 4 | Matt Duchene      |

#### GOALS BY PERIOD

|           | 1st | 2nd | 3rd | OT | Total |
|-----------|-----|-----|-----|----|-------|
| Nashville | 4   | 5   | 6   | 0  | 15    |
| Colorado  | 6   | 4   | 6   | 0  | 16    |

#### INDIVIDUAL SCORING

| PLAYER            | PREDATORS |   |   |   |     |     |    |    |    |    |
|-------------------|-----------|---|---|---|-----|-----|----|----|----|----|
|                   | GP        | G | A | P | +/- | PIM | PP | PP | SH | SH |
| Ryan Ellis        | 3         | 1 | 5 | 6 | 2   | 0   | 0  | 0  | 0  | 0  |
| Roman Josi        | 4         | 3 | 2 | 5 | 2   | 2   | 0  | 0  | 0  | 0  |
| Craig Smith       | 4         | 2 | 2 | 4 | 3   | 2   | 1  | 0  | 0  | 0  |
| Colin Wilson      | 4         | 2 | 2 | 4 | -2  | 0   | 1  | 0  | 0  | 0  |
| Viktor Stalberg   | 3         | 1 | 2 | 3 | 2   | 0   | 0  | 0  | 0  | 0  |
| Mike Fisher       | 3         | 0 | 3 | 3 | -2  | 2   | 0  | 0  | 0  | 0  |
| David Legwand     | 3         | 0 | 3 | 3 | 2   | 0   | 0  | 0  | 0  | 0  |
| Matt Cullen       | 4         | 2 | 0 | 2 | 1   | 0   | 0  | 0  | 0  | 0  |
| Paul Gaustad      | 3         | 2 | 0 | 2 | -1  | 5   | 0  | 0  | 0  | 0  |
| Gabriel Bourque   | 4         | 1 | 1 | 2 | 1   | 2   | 0  | 0  | 0  | 0  |
| Patric Hornqvist  | 4         | 1 | 1 | 2 | -3  | 0   | 1  | 0  | 0  | 0  |
| Mattias Ekholm    | 4         | 0 | 1 | 1 | -3  | 0   | 0  | 0  | 0  | 0  |
| Nick Spaling      | 4         | 0 | 1 | 1 | -3  | 0   | 0  | 0  | 0  | 0  |
| Filip Forsberg    | 1         | 0 | 1 | 1 | 0   | 0   | 0  | 0  | 0  | 0  |
| Calle Jarnkrok    | 1         | 0 | 1 | 1 | 1   | 0   | 0  | 0  | 0  | 0  |
| Rich Clune        | 4         | 0 | 0 | 0 | -2  | 2   | 0  | 0  | 0  | 0  |
| Eric Nystrom      | 4         | 0 | 0 | 0 | -5  | 9   | 0  | 0  | 0  | 0  |
| Shea Weber        | 4         | 0 | 0 | 0 | 1   | 6   | 0  | 0  | 0  | 0  |
| Victor Bartley    | 3         | 0 | 0 | 0 | -2  | 0   | 0  | 0  | 0  | 0  |
| Seth Jones        | 3         | 0 | 0 | 0 | -6  | 0   | 0  | 0  | 0  | 0  |
| Kevin Klein       | 2         | 0 | 0 | 0 | 1   | 2   | 0  | 0  | 0  | 0  |
| Michael Del Zotto | 1         | 0 | 0 | 0 | -1  | 0   | 0  | 0  | 0  | 0  |
| Matt Hendricks    | 1         | 0 | 0 | 0 | -2  | 0   | 0  | 0  | 0  | 0  |
| Colton Sissons    | 1         | 0 | 0 | 0 | 0   | 0   | 0  | 0  | 0  | 0  |

Power Play: 3-11 27.3% / Penalty Killing: 7-8 87.5%

#### @ COLORADO

| Date      | Score         | W/Goal            |
|-----------|---------------|-------------------|
| 6 Nov '13 | NSH 6 @ COL 4 | Colin Wilson      |
| 4 Oct '13 | NSH 1 @ COL 3 | Patrick Bordeleau |

\* overtime \*\* shootout

#### SHOTS BY PERIOD

|           | 1st | 2nd | 3rd | OT | Total |
|-----------|-----|-----|-----|----|-------|
| Nashville | 41  | 36  | 38  | 4  | 119   |
| Colorado  | 39  | 37  | 45  | 3  | 124   |

#### AVALANCHE

| PLAYER            | AVALANCHE |   |   |   |     |     |    |    |    |    |
|-------------------|-----------|---|---|---|-----|-----|----|----|----|----|
|                   | GP        | G | A | P | +/- | PIM | PP | PP | SH | SH |
| Paul Stastny      | 4         | 1 | 5 | 6 | 2   | 2   | 0  | 0  | 0  | 0  |
| Matt Duchene      | 4         | 2 | 3 | 5 | -2  | 0   | 1  | 0  | 0  | 0  |
| Gabriel Landeskog | 3         | 3 | 1 | 4 | 0   | 2   | 0  | 0  | 0  | 0  |
| Nick Holden       | 2         | 3 | 1 | 4 | 2   | 2   | 0  | 0  | 0  | 0  |
| PA Parenteau      | 2         | 3 | 1 | 4 | 2   | 2   | 0  | 0  | 0  | 0  |
| Nathan MacKinnon  | 4         | 0 | 4 | 4 | 2   | 0   | 0  | 0  | 0  | 0  |
| Cody McLeod       | 4         | 1 | 2 | 3 | 5   | 5   | 0  | 0  | 0  | 0  |
| John Mitchell     | 3         | 0 | 3 | 3 | 1   | 0   | 0  | 0  | 0  | 0  |
| Ryan O'Reilly     | 4         | 1 | 1 | 2 | -3  | 0   | 0  | 0  | 0  | 0  |
| Jamie McGinn      | 4         | 0 | 2 | 2 | -3  | 4   | 0  | 0  | 0  | 0  |
| Patrick Bordeleau | 4         | 1 | 0 | 1 | 2   | 0   | 0  | 0  | 0  | 0  |
| Jan Hejda         | 4         | 1 | 0 | 1 | 2   | 2   | 0  | 0  | 0  | 0  |
| Andre Benoit      | 4         | 0 | 1 | 1 | 0   | 0   | 0  | 0  | 0  | 0  |
| Marc-Andre Cliche | 4         | 0 | 1 | 1 | 1   | 0   | 0  | 0  | 0  | 0  |
| Tyson Barrie      | 3         | 0 | 1 | 1 | 1   | 0   | 0  | 0  | 0  | 0  |
| Cory Sarich       | 3         | 0 | 1 | 1 | 2   | 0   | 0  | 0  | 0  | 0  |
| Maxime Talbot     | 3         | 0 | 1 | 1 | 1   | 0   | 0  | 0  | 0  | 0  |
| Nate Guenin       | 2         | 0 | 1 | 1 | 2   | 0   | 0  | 0  | 0  | 0  |
| Erik Johnson      | 4         | 0 | 0 | 0 | -3  | 17  | 0  | 0  | 0  | 0  |
| Brad Malone       | 2         | 0 | 0 | 0 | 0   | 0   | 0  | 0  | 0  | 0  |
| Ryan Wilson       | 2         | 0 | 0 | 0 | 1   | 2   | 0  | 0  | 0  | 0  |
| Paul Carey        | 1         | 0 | 0 | 0 | 0   | 0   | 0  | 0  | 0  | 0  |
| Steve Downie      | 1         | 0 | 0 | 0 | -1  | 10  | 0  | 0  | 0  | 0  |
| Alex Tanguay      | 1         | 0 | 0 | 0 | 0   | 0   | 0  | 0  | 0  | 0  |

Power Play: 1-8 12.5% / Penalty Killing: 8-11 72.7%

#### GOALTENDING

##### PREDATORS

|               | GP | MIN | W-L-OT | GA | SA | SV | GAA  | SV%  |
|---------------|----|-----|--------|----|----|----|------|------|
| Carter Hutton | 1  | 60  | 1-0-0  | 4  | 31 | 27 | 4.00 | .871 |
| Pekka Rinne   | 2  | 124 | 0-1-1  | 6  | 63 | 57 | 2.90 | .905 |
| Devan Dubnyk  | 1  | 59  | 0-1-0  | 5  | 29 | 24 | 5.09 | .828 |

##### AVALANCHE

|                 | GP | MIN | W-L-OT | GA | SA  | SV  | GAA  | SV%  |
|-----------------|----|-----|--------|----|-----|-----|------|------|
| Semyon Varlamov | 4  | 244 | 3-1-0  | 14 | 118 | 104 | 3.45 | .881 |



Pepsi Center • 1000 Chopper Circle  
Denver, CO 80204 • (303) 405-1100

GM: Greg Sherman

Head Coach: Patrick Roy

PR: Jean Martineau, Brendan McNicholas,  
Rob Knabenbauer, Scott Ward

| Season        | OVERALL   |           |           |          |           |            |            |           | HOME      |           |          |           |           |           |           |           | ROAD      |          |           |           |           |           |  |  |
|---------------|-----------|-----------|-----------|----------|-----------|------------|------------|-----------|-----------|-----------|----------|-----------|-----------|-----------|-----------|-----------|-----------|----------|-----------|-----------|-----------|-----------|--|--|
|               | GP        | W         | L         | OT       | PTS       | GF         | GA         | GP        | W         | L         | OT       | PTS       | GF        | GA        | GP        | W         | L         | OT       | PTS       | GF        | GA        |           |  |  |
| 1998-99       | 4         | 1         | 2         | 1        | 3         | 9          | 13         | 2         | 1         | 0         | 1        | 3         | 7         | 6         | 2         | 0         | 2         | 0        | 0         | 2         | 2         | 7         |  |  |
| 1999-00       | 4         | 0         | 2         | 2        | 2         | 8          | 11         | 2         | 0         | 1         | 1        | 1         | 4         | 5         | 2         | 0         | 1         | 1        | 1         | 1         | 4         | 6         |  |  |
| 2000-01       | 4         | 1         | 2         | 1        | 3         | 8          | 12         | 2         | 1         | 1         | 0        | 2         | 6         | 7         | 2         | 0         | 1         | 1        | 1         | 1         | 2         | 5         |  |  |
| 2001-02       | 4         | 1         | 2         | 1        | 3         | 14         | 16         | 2         | 0         | 1         | 1        | 1         | 8         | 9         | 2         | 1         | 1         | 0        | 2         | 6         | 6         | 7         |  |  |
| 2002-03       | 4         | 1         | 2         | 1        | 3         | 9          | 14         | 2         | 0         | 2         | 0        | 0         | 4         | 10        | 2         | 1         | 0         | 1        | 3         | 5         | 4         | 4         |  |  |
| 2003-04       | 4         | 3         | 1         | 0        | 6         | 12         | 11         | 2         | 1         | 1         | 0        | 2         | 7         | 8         | 2         | 2         | 0         | 0        | 4         | 5         | 3         | 3         |  |  |
| 2005-06       | 4         | 3         | 1         | 0        | 6         | 12         | 12         | 2         | 2         | 0         | 0        | 4         | 7         | 5         | 2         | 1         | 1         | 0        | 2         | 5         | 7         | 7         |  |  |
| 2006-07       | 4         | 2         | 2         | 0        | 4         | 11         | 11         | 2         | 1         | 1         | 0        | 2         | 4         | 5         | 2         | 1         | 1         | 0        | 2         | 7         | 6         | 6         |  |  |
| 2007-08       | 4         | 2         | 2         | 0        | 4         | 10         | 5          | 2         | 1         | 1         | 0        | 2         | 5         | 2         | 2         | 1         | 1         | 0        | 2         | 5         | 3         | 3         |  |  |
| 2008-09       | 4         | 1         | 3         | 0        | 2         | 5          | 10         | 2         | 1         | 1         | 0        | 2         | 4         | 4         | 2         | 0         | 2         | 0        | 0         | 1         | 6         | 6         |  |  |
| 2009-10       | 4         | 3         | 1         | 0        | 6         | 13         | 10         | 2         | 2         | 0         | 0        | 4         | 8         | 5         | 2         | 1         | 1         | 0        | 2         | 5         | 5         | 5         |  |  |
| 2010-11       | 4         | 4         | 0         | 0        | 8         | 17         | 8          | 2         | 2         | 0         | 0        | 4         | 9         | 5         | 2         | 2         | 0         | 0        | 4         | 8         | 3         | 3         |  |  |
| 2011-12       | 4         | 4         | 0         | 0        | 8         | 17         | 6          | 2         | 2         | 0         | 0        | 4         | 7         | 4         | 2         | 2         | 0         | 0        | 4         | 10        | 2         | 2         |  |  |
| 2012-13       | 3         | 1         | 1         | 1        | 3         | 8          | 8          | 1         | 1         | 0         | 0        | 2         | 3         | 1         | 2         | 0         | 1         | 1        | 1         | 5         | 7         | 7         |  |  |
| 2013-14       | 4         | 1         | 2         | 1        | 3         | 15         | 16         | 2         | 0         | 1         | 1        | 1         | 8         | 10        | 2         | 1         | 1         | 0        | 2         | 7         | 6         | 6         |  |  |
| <b>Totals</b> | <b>59</b> | <b>28</b> | <b>23</b> | <b>8</b> | <b>57</b> | <b>168</b> | <b>163</b> | <b>29</b> | <b>15</b> | <b>10</b> | <b>4</b> | <b>34</b> | <b>91</b> | <b>86</b> | <b>30</b> | <b>13</b> | <b>13</b> | <b>4</b> | <b>30</b> | <b>77</b> | <b>77</b> | <b>77</b> |  |  |

OT column includes both ties and overtime losses in 1999-00 (one home tie and one road tie), 2000-01 (one road OTL), 2001-02 (one home tie), 2002-03 (one road tie) and 2003-04.

OT column includes ties in 1998-99 (one home tie)

|                | DATE              | VISITOR   | HOME             |
|----------------|-------------------|-----------|------------------|
| <b>1998-99</b> | October 31, 1998  | Colorado  | 2 NASHVILLE 3    |
|                | February 19, 1999 | Colorado  | 4 Nashville 4 OT |
|                | February 27, 1999 | Nashville | 1 COLORADO 3     |
|                | April 7, 1999     | Nashville | 1 COLORADO 4     |
| <b>1999-00</b> | October 5, 1999   | COLORADO  | 3 Nashville 2    |
|                | December 18, 1999 | Colorado  | 2 Nashville 2 OT |
|                | January 11, 2000  | Nashville | 2 COLORADO 4     |
|                | March 16, 2000    | Nashville | 2 Colorado 2 OT  |
| <b>2000-01</b> | October 25, 2000  | Nashville | 1 COLORADO 2 OT  |
|                | December 26, 2000 | Colorado  | 2 NASHVILLE 5    |
|                | December 29, 2000 | Nashville | 1 COLORADO 3     |
|                | January 27, 2001  | COLORADO  | 5 Nashville 1    |
| <b>2001-02</b> | January 1, 2002   | Colorado  | 4 Nashville 4 OT |
|                | January 30, 2002  | NASHVILLE | 5 Colorado 2     |
|                | March 17, 2002    | COLORADO  | 5 Nashville 4    |
|                | April 1, 2002     | Nashville | 1 COLORADO 5     |
| <b>2002-03</b> | November 10, 2002 | NASHVILLE | 4 Colorado 3     |
|                | November 14, 2002 | COLORADO  | 3 Nashville 1    |
|                | November 21, 2002 | Nashville | 1 Colorado 1 OT  |
|                | January 1, 2003   | COLORADO  | 7 Nashville 3    |
| <b>2003-04</b> | October 25, 2003  | COLORADO  | 5 Nashville 3    |
|                | November 24, 2003 | NASHVILLE | 3 Colorado 2     |
|                | January 8, 2004   | Colorado  | 3 NASHVILLE 4 OT |
|                | April 4, 2004     | NASHVILLE | 2 Colorado 1 OT  |
| <b>2005-06</b> | October 12, 2005  | NASHVILLE | 5 Colorado 4     |
|                | December 20, 2005 | Colorado  | 2 NASHVILLE 3    |
|                | January 3, 2006   | Nashville | 0 COLORADO 3     |
|                | February 2, 2006  | Colorado  | 3 NASHVILLE 4 OT |
| <b>2006-07</b> | November 11, 2006 | Colorado  | 0 NASHVILLE 1    |
|                | April 7, 2007     | NASHVILLE | 4 Colorado 2     |
|                | January 1, 2007   | COLORADO  | 5 Nashville 3    |
|                | January 30, 2007  | Nashville | 3 COLORADO 4     |

|                | DATE              | VISITOR         | HOME             |
|----------------|-------------------|-----------------|------------------|
| <b>2007-08</b> | October 4, 2007   | Colorado        | 0 NASHVILLE 4    |
|                | December 13, 2007 | COLORADO        | 2 Nashville 1    |
|                | December 15, 2007 | Nashville       | 1 COLORADO 3     |
|                | January 22, 2008  | NASHVILLE       | 4 Colorado 0     |
| <b>2008-09</b> | November 8, 2008  | Nashville       | 0 COLORADO 1     |
|                | December 4, 2008  | Colorado        | 2 NASHVILLE 3    |
|                | December 29, 2008 | Nashville       | 1 COLORADO 5     |
|                | January 6, 2009   | COLORADO        | 2 Nashville 1    |
| <b>2009-10</b> | October 8, 2009   | Colorado        | 2 NASHVILLE 3    |
|                | November 25, 2009 | NASHVILLE       | 4 Colorado 3 OT  |
|                | January 22, 2010  | Nashville       | 1 COLORADO 2     |
|                | February 4, 2010  | Colorado        | 3 NASHVILLE 5    |
| <b>2010-11</b> | January 20, 2011  | NASHVILLE       | 5 Colorado 1     |
|                | February 12, 2011 | Colorado        | 3 NASHVILLE 5    |
|                | March 12, 2011    | Colorado        | 2 NASHVILLE 4    |
|                | March 31, 2011    | NASHVILLE       | 3 Colorado 2     |
| <b>2011-12</b> | January 10, 2012  | NASHVILLE       | 4 Colorado 1     |
|                | January 12, 2012  | Colorado        | 2 NASHVILLE 3 OT |
|                | March 8, 2012     | Colorado        | 2 NASHVILLE 4    |
|                | April 7, 2012     | NASHVILLE       | 6 Colorado 1     |
| <b>2012-13</b> | February 18, 2013 | Nashville       | 5 COLORADO 6     |
|                | March 30, 2013    | Nashville       | 0 COLORADO 1 OT  |
|                | April 2, 2013     | Colorado        | 1 NASHVILLE 3    |
|                | <b>2013-14</b>    | October 4, 2013 | Nashville        |
|                | November 6, 2013  | NASHVILLE       | 6 Colorado 4     |
|                | January 18, 2014  | COLORADO        | 5 Nashville 4    |
|                | March 25, 2014    | COLORADO        | 5 Nashville 4 SO |

NHL & OPPONENTS



# NHL & OPPONENTS

## COLUMBUS BLUE JACKETS

### 2013-14 SEASON SERIES

#### @ NASHVILLE

| Date      | Score         | W/Goal         |
|-----------|---------------|----------------|
| 8 Mar '14 | CBJ 1 @ NSH 0 | Artem Anisimov |

#### GOALS BY PERIOD

|           | 1st | 2nd | 3rd | OT | Total |
|-----------|-----|-----|-----|----|-------|
| Nashville | 1   | 2   | 1   | -  | 4     |
| Columbus  | 0   | 0   | 1   | -  | 1     |

#### INDIVIDUAL SCORING

| PLAYER            | PREDATORS |   |   |   |     |     |    |    |
|-------------------|-----------|---|---|---|-----|-----|----|----|
|                   | GP        | G | A | P | +/- | PIM | PP | SH |
| Matt Cullen       | 2         | 1 | 1 | 2 | 2   | 0   | 0  | 0  |
| Nick Spaling      | 2         | 1 | 1 | 2 | 2   | 0   | 0  | 0  |
| Gabriel Bourque   | 2         | 0 | 2 | 2 | 0   | 0   | 0  | 0  |
| Ryan Ellis        | 2         | 0 | 2 | 2 | 3   | 0   | 0  | 0  |
| Mike Fisher       | 2         | 1 | 0 | 1 | 0   | 2   | 1  | 0  |
| David Legwand     | 1         | 1 | 0 | 1 | 1   | 0   | 0  | 0  |
| Roman Josi        | 2         | 0 | 1 | 1 | 0   | 0   | 0  | 0  |
| Viktor Stalberg   | 2         | 0 | 1 | 1 | 1   | 4   | 0  | 0  |
| Rich Clune        | 2         | 0 | 0 | 0 | 0   | 2   | 0  | 0  |
| Paul Gaustad      | 2         | 0 | 0 | 0 | 0   | 0   | 0  | 0  |
| Seth Jones        | 2         | 0 | 0 | 0 | -1  | 2   | 0  | 0  |
| Eric Nystrom      | 2         | 0 | 0 | 0 | 0   | 5   | 0  | 0  |
| Craig Smith       | 2         | 0 | 0 | 0 | 1   | 2   | 0  | 0  |
| Shea Weber        | 2         | 0 | 0 | 0 | 0   | 0   | 0  | 0  |
| Colin Wilson      | 2         | 0 | 0 | 0 | -1  | 0   | 0  | 0  |
| Victor Bartley    | 1         | 0 | 0 | 0 | 0   | 0   | 0  | 0  |
| Michael Del Zotto | 1         | 0 | 0 | 0 | 0   | 0   | 0  | 0  |
| Patrick Eaves     | 1         | 0 | 0 | 0 | 0   | 0   | 0  | 0  |
| Mattias Ekholm    | 1         | 0 | 0 | 0 | -1  | 0   | 0  | 0  |
| Matt Hendricks    | 1         | 0 | 0 | 0 | 0   | 0   | 0  | 0  |
| Patric Hornqvist  | 1         | 0 | 0 | 0 | 0   | 2   | 0  | 0  |
| Kevin Klein       | 1         | 0 | 0 | 0 | 3   | 0   | 0  | 0  |

Power Play: 1-4 25.0% / Penalty Killing: 7-7 100.0%

#### @ COLUMBUS

| Date       | Score         | W/Goal      |
|------------|---------------|-------------|
| 27 Nov '13 | NSH 4 @ CBJ 0 | Matt Cullen |

\* overtime \*\* shootout

#### SHOTS BY PERIOD

|           | 1st | 2nd | 3rd | OT | Total |
|-----------|-----|-----|-----|----|-------|
| Nashville | 28  | 15  | 14  | -  | 57    |
| Columbus  | 9   | 23  | 23  | -  | 55    |

| PLAYER           | BLUE JACKETS |   |   |   |     |     |    |    |
|------------------|--------------|---|---|---|-----|-----|----|----|
|                  | GP           | G | A | P | +/- | PIM | PP | SH |
| Artem Anisimov   | 2            | 1 | 0 | 1 | -1  | 0   | 0  | 0  |
| James Wisniewski | 2            | 0 | 1 | 1 | 0   | 0   | 0  | 0  |
| Corey Tropp      | 1            | 0 | 1 | 1 | 1   | 5   | 0  | 0  |
| Matt Calvert     | 2            | 0 | 0 | 0 | -1  | 0   | 0  | 0  |
| Blake Comeau     | 2            | 0 | 0 | 0 | -1  | 2   | 0  | 0  |
| Nick Foligno     | 2            | 0 | 0 | 0 | -1  | 0   | 0  | 0  |
| Boone Jenner     | 2            | 0 | 0 | 0 | -1  | 0   | 0  | 0  |
| Ryan Johansen    | 2            | 0 | 0 | 0 | 0   | 0   | 0  | 0  |
| Jack Johnson     | 2            | 0 | 0 | 0 | -1  | 2   | 0  | 0  |
| Mark Letestu     | 2            | 0 | 0 | 0 | -1  | 0   | 0  | 0  |
| Dalton Prout     | 2            | 0 | 0 | 0 | 0   | 0   | 0  | 0  |
| David Savard     | 2            | 0 | 0 | 0 | -1  | 2   | 0  | 0  |
| RJ Umberger      | 2            | 0 | 0 | 0 | 1   | 0   | 0  | 0  |
| Cam Atkinson     | 1            | 0 | 0 | 0 | -1  | 2   | 0  | 0  |
| Michael Chaput   | 1            | 0 | 0 | 0 | 0   | 0   | 0  | 0  |
| Sean Collins     | 1            | 0 | 0 | 0 | -1  | 0   | 0  | 0  |
| Brandon Dubinsky | 1            | 0 | 0 | 0 | 0   | 0   | 0  | 0  |
| Cody Goloubef    | 1            | 0 | 0 | 0 | 0   | 0   | 0  | 0  |
| Nathan Horton    | 1            | 0 | 0 | 0 | 0   | 0   | 0  | 0  |
| Derek MacKenzie  | 1            | 0 | 0 | 0 | 0   | 0   | 0  | 0  |
| Ryan Murray      | 1            | 0 | 0 | 0 | -1  | 0   | 0  | 0  |
| Nick Schultz     | 1            | 0 | 0 | 0 | 0   | 0   | 0  | 0  |
| Jack Skille      | 1            | 0 | 0 | 0 | 0   | 0   | 0  | 0  |
| Fedor Tyutin     | 1            | 0 | 0 | 0 | -1  | 0   | 0  | 0  |

Power Play: 0-7 0.0% / Penalty Killing: 3-4 75.0%

#### GOALTENDING

##### PREDATORS

|               | GP | MIN | W-L-OT | GA | SA | SV | GAA  | SV%   |
|---------------|----|-----|--------|----|----|----|------|-------|
| Marek Mazanec | 1  | 60  | 1-0-0  | 0  | 19 | 19 | 0.00 | 1.000 |
| Pekka Rinne   | 1  | 58  | 0-1-0  | 1  | 36 | 35 | 1.03 | .972  |

##### BLUE JACKETS

|                  | GP | MIN | W-L-OT | GA | SA | SV | GAA  | SV%  |
|------------------|----|-----|--------|----|----|----|------|------|
| Sergei Bobrovsky | 2  | 120 | 1-1-0  | 4  | 57 | 53 | 2.01 | .930 |



Nationwide Arena • 200 W. Nationwide Blvd.  
 Columbus, OH 43215 • (614) 246-4625  
 GM: Jarmo Kekalainen  
 Head Coach: Todd Richards  
 PR: Todd Sharrock, Karen Davis, Glenn Odebraski

| Season        | OVERALL   |           |           |          |            |            |            | HOME      |           |          |          |           |            |           | ROAD      |           |           |          |           |            |           |           |
|---------------|-----------|-----------|-----------|----------|------------|------------|------------|-----------|-----------|----------|----------|-----------|------------|-----------|-----------|-----------|-----------|----------|-----------|------------|-----------|-----------|
|               | GP        | W         | L         | OT       | PTS        | GF         | GA         | GP        | W         | L        | OT       | PTS       | GF         | GA        | GP        | W         | L         | OT       | PTS       | GF         | GA        |           |
| 2000-01       | 5         | 2         | 3         | 0        | 4          | 10         | 15         | 3         | 1         | 2        | 0        | 2         | 6          | 11        | 2         | 1         | 1         | 0        | 2         | 4          | 4         | 4         |
| 2001-02       | 5         | 3         | 2         | 0        | 6          | 10         | 9          | 2         | 2         | 0        | 0        | 4         | 5          | 3         | 3         | 1         | 2         | 0        | 2         | 5          | 6         | 6         |
| 2002-03       | 5         | 3         | 1         | 1        | 7          | 15         | 6          | 3         | 2         | 0        | 1        | 5         | 9          | 3         | 2         | 1         | 1         | 0        | 2         | 6          | 3         | 3         |
| 2003-04       | 6         | 4         | 1         | 1        | 9          | 21         | 17         | 3         | 2         | 0        | 1        | 5         | 9          | 7         | 3         | 2         | 1         | 0        | 4         | 12         | 10        | 10        |
| 2005-06       | 8         | 5         | 2         | 1        | 11         | 34         | 23         | 4         | 3         | 1        | 0        | 6         | 20         | 10        | 4         | 2         | 1         | 1        | 5         | 14         | 13        | 13        |
| 2006-07       | 8         | 8         | 0         | 0        | 16         | 28         | 12         | 4         | 4         | 0        | 0        | 8         | 12         | 3         | 4         | 4         | 0         | 0        | 8         | 16         | 9         | 9         |
| 2007-08       | 8         | 7         | 0         | 1        | 15         | 25         | 12         | 4         | 4         | 0        | 0        | 8         | 15         | 8         | 4         | 3         | 0         | 1        | 7         | 10         | 4         | 4         |
| 2008-09       | 6         | 3         | 2         | 1        | 7          | 20         | 18         | 3         | 3         | 0        | 0        | 6         | 15         | 9         | 3         | 0         | 2         | 1        | 1         | 5          | 9         | 9         |
| 2009-10       | 6         | 5         | 1         | 0        | 10         | 18         | 13         | 3         | 3         | 0        | 0        | 6         | 9          | 6         | 3         | 2         | 1         | 0        | 4         | 9          | 7         | 7         |
| 2010-11       | 6         | 4         | 2         | 0        | 8          | 15         | 13         | 3         | 3         | 0        | 0        | 6         | 11         | 4         | 3         | 1         | 2         | 0        | 2         | 4          | 9         | 9         |
| 2011-12       | 6         | 5         | 0         | 1        | 11         | 23         | 15         | 3         | 2         | 0        | 1        | 5         | 13         | 10        | 3         | 3         | 0         | 0        | 6         | 10         | 5         | 5         |
| 2012-13       | 5         | 1         | 3         | 1        | 3          | 12         | 15         | 3         | 1         | 1        | 1        | 0         | 3          | 8         | 2         | 0         | 2         | 0        | 0         | 4          | 4         | 7         |
| 2013-14       | 2         | 1         | 1         | 0        | 2          | 4          | 1          | 1         | 0         | 1        | 0        | 0         | 0          | 1         | 1         | 1         | 0         | 0        | 2         | 4          | 0         | 0         |
| <b>Totals</b> | <b>76</b> | <b>51</b> | <b>18</b> | <b>7</b> | <b>109</b> | <b>235</b> | <b>169</b> | <b>39</b> | <b>30</b> | <b>5</b> | <b>4</b> | <b>64</b> | <b>132</b> | <b>83</b> | <b>37</b> | <b>21</b> | <b>13</b> | <b>3</b> | <b>45</b> | <b>103</b> | <b>86</b> | <b>86</b> |

OT column includes both ties and overtime losses in 1999-00, 2000-01, 2001-02, 2002-03 (one home tie) and 2003-04 (one home OTL). OT column includes both overtime losses and shootout losses in 2005-06 (one road OTL).

| DATE    | VISITOR           | HOME                      | DATE    | VISITOR           | HOME                      |  |
|---------|-------------------|---------------------------|---------|-------------------|---------------------------|--|
| 2000-01 | November 16, 2000 | COLUMBUS 5 Nashville 1    | 2007-08 | December 27, 2007 | Columbus 3 NASHVILLE 4    |  |
|         | February 8, 2001  | Columbus 1 NASHVILLE 3    |         | January 12, 2008  | Nashville 1 COLUMBUS 2 SO |  |
|         | February 10, 2001 | Nashville 2 COLUMBUS 3    |         | January 31, 2008  | Columbus 2 NASHVILLE 4    |  |
|         | March 1, 2001     | COLUMBUS 5 Nashville 2    |         | March 25, 2008    | Columbus 0 NASHVILLE 3    |  |
|         | March 19, 2001    | NASHVILLE 2 Columbus 1    |         | March 28, 2008    | NASHVILLE 2 Columbus 0    |  |
| 2001-02 | November 17, 2001 | Columbus 2 NASHVILLE 3    | 2008-09 | October 17, 2008  | Nashville 3 COLUMBUS 5    |  |
|         | January 6, 2002   | Nashville 3 COLUMBUS 4    |         | October 18, 2008  | Columbus 3 NASHVILLE 6    |  |
|         | January 19, 2002  | Columbus 1 NASHVILLE 2    |         | December 11, 2008 | Nashville 1 COLUMBUS 2 SO |  |
|         | February 9, 2002  | NASHVILLE 1 Columbus 0 OT |         | March 5, 2009     | Columbus 2 NASHVILLE 4    |  |
|         | April 4, 2002     | Nashville 1 COLUMBUS 2    |         | March 31, 2009    | Nashville 1 COLUMBUS 2    |  |
| 2002-03 | November 16, 2002 | Columbus 1 Nashville 1 OT |         | April 4, 2009     | Columbus 4 NASHVILLE 5 SO |  |
|         | January 6, 2003   | NASHVILLE 5 Columbus 1    | 2009-10 | November 21, 2009 | Columbus 3 NASHVILLE 4 SO |  |
|         | January 30, 2003  | Nashville 1 COLUMBUS 2    |         | December 10, 2009 | Columbus 3 NASHVILLE 4 SO |  |
|         | February 8, 2003  | Columbus 2 NASHVILLE 3    |         | December 14, 2009 | NASHVILLE 5 Columbus 3    |  |
|         | February 25, 2003 | Columbus 0 NASHVILLE 5    |         | December 31, 2009 | NASHVILLE 2 Columbus 1 OT |  |
| 2003-04 | October 18, 2003  | Columbus 2 NASHVILLE 3    |         | January 26, 2010  | Nashville 2 COLUMBUS 3    |  |
|         | November 26, 2003 | Columbus 2 NASHVILLE 4    |         | March 20, 2010    | Columbus 0 NASHVILLE 1 OT |  |
|         | December 4, 2003  | NASHVILLE 4 Columbus 2    | 2010-11 | November 22, 2010 | Nashville 0 COLUMBUS 2    |  |
|         | January 29, 2004  | NASHVILLE 6 Columbus 4    |         | December 1, 2010  | NASHVILLE 4 Columbus 3 SO |  |
|         | February 16, 2004 | Nashville 2 COLUMBUS 4    |         | January 2, 2011   | Columbus 1 NASHVILLE 4    |  |
|         | March 27, 2004    | COLUMBUS 3 Nashville 2 OT |         | February 22, 2011 | Nashville 0 COLUMBUS 4    |  |
| 2005-06 | October 26, 2005  | Nashville 2 COLUMBUS 3 OT |         | February 27, 2011 | Columbus 2 NASHVILLE 3    |  |
|         | November 23, 2005 | NASHVILLE 4 Columbus 2    |         | April 8, 2011     | Columbus 1 NASHVILLE 4    |  |
|         | December 17, 2005 | Columbus 3 NASHVILLE 7    | 2011-12 | October 7, 2011   | NASHVILLE 3 Columbus 2    |  |
|         | December 23, 2005 | NASHVILLE 5 Columbus 4    |         | November 19, 2011 | COLUMBUS 4 Nashville 3 OT |  |
|         | January 21, 2006  | Columbus 2 NASHVILLE 7    |         | December 8, 2011  | NASHVILLE 4 Columbus 3 OT |  |
|         | January 28, 2006  | Nashville 3 COLUMBUS 4    |         | December 22, 2011 | Columbus 5 NASHVILLE 6    |  |
|         | February 11, 2006 | Columbus 2 NASHVILLE 5    |         | January 19, 2012  | NASHVILLE 3 Columbus 0    |  |
|         | April 3, 2006     | COLUMBUS 3 Nashville 1    |         | January 23, 2012  | Columbus 1 NASHVILLE 4    |  |
| 2006-07 | November 15, 2006 | NASHVILLE 5 Columbus 4    | 2012-13 | January 19, 2013  | COLUMBUS 3 Nashville 2 SO |  |
|         | November 18, 2006 | Columbus 2 NASHVILLE 4    |         | March 19, 2013    | Nashville 3 COLUMBUS 4    |  |
|         | November 20, 2006 | NASHVILLE 3 Columbus 1    |         | March 23, 2013    | Columbus 2 NASHVILLE 5    |  |
|         | January 12, 2007  | Columbus 0 NASHVILLE 2    |         | April 4, 2013     | COLUMBUS 3 Nashville 1    |  |
|         | January 13, 2007  | NASHVILLE 4 Columbus 1    |         | April 27, 2013    | Nashville 1 COLUMBUS 3    |  |
|         | January 18, 2007  | Columbus 0 NASHVILLE 4    | 2013-14 | November 27, 2013 | NASHVILLE 4 Columbus 0    |  |
|         | February 25, 2007 | NASHVILLE 4 Columbus 3 SO |         | March 8, 2014     | COLUMBUS 1 Nashville 0    |  |
|         | March 10, 2007    | Columbus 1 NASHVILLE 2    |         |                   |                           |  |
| 2007-08 | November 10, 2007 | Columbus 3 NASHVILLE 4 SO |         |                   |                           |  |
|         | November 12, 2007 | NASHVILLE 4 Columbus 1    |         |                   |                           |  |
|         | December 23, 2007 | NASHVILLE 3 Columbus 1    |         |                   |                           |  |

NHL & OPPONENTS



# NHL & OPPONENTS

## DALLAS STARS

### 2013-14 SEASON SERIES

#### @ NASHVILLE

| Date       | Score         | W/Goal        |
|------------|---------------|---------------|
| 20 Jan '14 | DAL 1 @ NSH 4 | Shea Weber    |
| 12 Dec '13 | DAL 1 @ NSH 3 | David Legwand |

### GOALS BY PERIOD

|           | 1st | 2nd | 3rd | OT | Total |
|-----------|-----|-----|-----|----|-------|
| Nashville | 4   | 6   | 3   | 0  | 13    |
| Dallas    | 6   | 6   | 3   | 0  | 15    |

### INDIVIDUAL SCORING

| PLAYER            | PREDATORS |   |   |   |     |     |    |    |    |    |
|-------------------|-----------|---|---|---|-----|-----|----|----|----|----|
|                   | GP        | G | A | P | +/- | PIM | PP | PP | SH | SH |
| Gabriel Bourque   | 5         | 2 | 2 | 4 | 1   | 0   | 0  | 0  | 0  | 0  |
| Roman Josi        | 5         | 1 | 3 | 4 | 0   | 2   | 0  | 0  | 0  | 0  |
| Shea Weber        | 5         | 1 | 3 | 4 | 0   | 4   | 0  | 0  | 0  | 0  |
| Patric Hornqvist  | 5         | 2 | 1 | 3 | -1  | 2   | 1  | 0  | 0  | 0  |
| Eric Nystrom      | 5         | 1 | 2 | 3 | -2  | 4   | 0  | 0  | 0  | 0  |
| Paul Gaustad      | 4         | 1 | 2 | 3 | 2   | 0   | 0  | 0  | 0  | 0  |
| David Legwand     | 3         | 1 | 2 | 3 | 2   | 4   | 1  | 0  | 0  | 0  |
| Colin Wilson      | 5         | 0 | 3 | 3 | 0   | 2   | 0  | 0  | 0  | 0  |
| Craig Smith       | 4         | 0 | 2 | 2 | 1   | 0   | 0  | 0  | 0  | 0  |
| Mike Fisher       | 5         | 1 | 0 | 1 | -4  | 0   | 0  | 0  | 0  | 0  |
| Nick Spaling      | 5         | 1 | 0 | 1 | -2  | 0   | 0  | 0  | 0  | 0  |
| Kevin Klein       | 3         | 1 | 0 | 1 | 0   | 7   | 0  | 0  | 0  | 0  |
| Michael Del Zotto | 1         | 1 | 0 | 1 | 0   | 0   | 0  | 0  | 0  | 0  |
| Ryan Ellis        | 5         | 0 | 1 | 1 | 0   | 2   | 0  | 0  | 0  | 0  |
| Rich Clune        | 4         | 0 | 1 | 1 | 1   | 0   | 0  | 0  | 0  | 0  |
| Calle Jarnkrok    | 2         | 0 | 1 | 1 | 0   | 0   | 0  | 0  | 0  | 0  |
| Colton Sissons    | 1         | 0 | 1 | 1 | 1   | 2   | 0  | 0  | 0  | 0  |
| Victor Bartley    | 5         | 0 | 0 | 0 | -2  | 2   | 0  | 0  | 0  | 0  |
| Matt Cullen       | 5         | 0 | 0 | 0 | -3  | 0   | 0  | 0  | 0  | 0  |
| Viktor Stalberg   | 5         | 0 | 0 | 0 | 0   | 0   | 0  | 0  | 0  | 0  |
| Seth Jones        | 4         | 0 | 0 | 0 | -1  | 0   | 0  | 0  | 0  | 0  |
| Mattias Ekholm    | 2         | 0 | 0 | 0 | -1  | 0   | 0  | 0  | 0  | 0  |
| Matt Hendricks    | 2         | 0 | 0 | 0 | -1  | 0   | 0  | 0  | 0  | 0  |

Power Play: 2-10 20.0% / Penalty Killing: 9-11 81.8%

#### @ DALLAS

| Date         | Score         | W/Goal        |
|--------------|---------------|---------------|
| 8 Apr '14 ** | NSH 2 @ DAL 3 | Tyler Seguin  |
| 28 Mar '14   | NSH 3 @ DAL 7 | Alex Chiasson |
| 27 Dec '13   | NSH 1 @ DAL 4 | Erik Cole     |

\* overtime \*\* shootout

### SHOTS BY PERIOD

|           | 1st | 2nd | 3rd | OT | Total |
|-----------|-----|-----|-----|----|-------|
| Nashville | 42  | 56  | 45  | 1  | 144   |
| Dallas    | 51  | 51  | 59  | 2  | 163   |

| PLAYER            | STARS |   |   |   |     |     |    |    |    |    |
|-------------------|-------|---|---|---|-----|-----|----|----|----|----|
|                   | GP    | G | A | P | +/- | PIM | PP | PP | SH | SH |
| Alex Goligoski    | 5     | 1 | 6 | 7 | 5   | 0   | 0  | 0  | 0  | 0  |
| Colton Sceviour   | 3     | 1 | 3 | 4 | 3   | 0   | 0  | 0  | 0  | 0  |
| Erik Cole         | 4     | 3 | 0 | 3 | 4   | 0   | 0  | 0  | 0  | 0  |
| Jamie Benn        | 5     | 2 | 1 | 3 | -2  | 4   | 0  | 0  | 0  | 0  |
| Cody Eakin        | 5     | 2 | 1 | 3 | 0   | 2   | 1  | 0  | 0  | 0  |
| Ryan Garbutt      | 5     | 2 | 1 | 3 | -1  | 0   | 0  | 0  | 0  | 0  |
| Brenden Dillon    | 5     | 0 | 3 | 3 | -2  | 4   | 0  | 0  | 0  | 0  |
| Alex Chiasson     | 4     | 1 | 1 | 2 | 0   | 0   | 1  | 0  | 0  | 0  |
| Vernon Fiddler    | 4     | 1 | 1 | 2 | 2   | 0   | 0  | 0  | 0  | 0  |
| Valeri Nichushkin | 4     | 1 | 1 | 2 | 1   | 0   | 0  | 0  | 0  | 0  |
| Trevor Daley      | 3     | 1 | 1 | 2 | 5   | 2   | 0  | 0  | 0  | 0  |
| Ray Whitney       | 4     | 0 | 2 | 2 | -2  | 0   | 0  | 0  | 0  | 0  |
| Rich Peverley     | 3     | 0 | 2 | 2 | 1   | 0   | 0  | 0  | 0  | 0  |
| Antoine Roussel   | 5     | 0 | 1 | 1 | 1   | 7   | 0  | 0  | 0  | 0  |
| Tyler Seguin      | 5     | 0 | 1 | 1 | 0   | 0   | 0  | 0  | 0  | 0  |
| Jordie Benn       | 4     | 0 | 1 | 1 | 2   | 4   | 0  | 0  | 0  | 0  |
| Shawn Horcoff     | 5     | 0 | 0 | 0 | 1   | 2   | 0  | 0  | 0  | 0  |
| Sergei Gonchar    | 4     | 0 | 0 | 0 | -2  | 0   | 0  | 0  | 0  | 0  |
| Dustin Jeffrey    | 4     | 0 | 0 | 0 | -2  | 0   | 0  | 0  | 0  | 0  |
| Aaron Rome        | 4     | 0 | 0 | 0 | 0   | 2   | 0  | 0  | 0  | 0  |
| Kevin Connauton   | 2     | 0 | 0 | 0 | -3  | 0   | 0  | 0  | 0  | 0  |
| Cameron Gaunce    | 1     | 0 | 0 | 0 | -1  | 2   | 0  | 0  | 0  | 0  |
| Patrik Nemeth     | 1     | 0 | 0 | 0 | 0   | 0   | 0  | 0  | 0  | 0  |
| Jamie Oleksiak    | 1     | 0 | 0 | 0 | 0   | 0   | 0  | 0  | 0  | 0  |

Power Play: 2-11 18.2% / Penalty Killing: 8-10 80.0%

### GOALTENDING

#### PREDATORS

|               | GP | MIN | W-L-OT | GA | SA  | SV | GAA  | SV%  |
|---------------|----|-----|--------|----|-----|----|------|------|
| Carter Hutton | 3  | 180 | 2-1-0  | 6  | 104 | 98 | 2.00 | .942 |
| Pekka Rinne   | 2  | 125 | 0-1-1  | 9  | 59  | 50 | 4.32 | .847 |

#### STARS

|               | GP | MIN | W-L-OT | GA | SA  | SV  | GAA  | SV%  |
|---------------|----|-----|--------|----|-----|-----|------|------|
| Kari Lehtonen | 5  | 303 | 3-2-0  | 13 | 144 | 131 | 2.57 | .910 |





Dr. Pepper StarCenter at Frisco • 2601 Avenue of the Stars

Frisco, TX 75034 • (214) 387-5500

GM: Jim Nill

Head Coach: Lindy Ruff

PR: Tom Holy, Greg Ramirez, Joe Calvillo, Ben Fromstein

| Season        | OVERALL   |           |           |          |           |            |            |           | HOME      |           |          |           |           |           |           |          | ROAD      |          |           |           |           |    |  |  |
|---------------|-----------|-----------|-----------|----------|-----------|------------|------------|-----------|-----------|-----------|----------|-----------|-----------|-----------|-----------|----------|-----------|----------|-----------|-----------|-----------|----|--|--|
|               | GP        | W         | L         | OT       | PTS       | GF         | GA         | GP        | W         | L         | OT       | PTS       | GF        | GA        | GP        | W        | L         | OT       | PTS       | GF        | GA        |    |  |  |
| 1998-99       | 4         | 1         | 3         | 0        | 2         | 5          | 9          | 2         | 0         | 2         | 0        | 0         | 3         | 7         | 2         | 1        | 1         | 0        | 2         | 2         | 2         | 2  |  |  |
| 1999-00       | 4         | 2         | 2         | 0        | 4         | 9          | 10         | 2         | 2         | 0         | 0        | 4         | 8         | 4         | 2         | 0        | 2         | 0        | 0         | 1         | 6         | 6  |  |  |
| 2000-01       | 4         | 0         | 3         | 1        | 1         | 5          | 12         | 2         | 0         | 2         | 0        | 0         | 1         | 3         | 2         | 0        | 1         | 1        | 1         | 4         | 9         | 9  |  |  |
| 2001-02       | 4         | 2         | 2         | 0        | 4         | 7          | 9          | 2         | 2         | 0         | 0        | 4         | 6         | 2         | 2         | 0        | 2         | 0        | 0         | 1         | 7         | 7  |  |  |
| 2002-03       | 4         | 3         | 1         | 0        | 6         | 10         | 6          | 2         | 2         | 0         | 0        | 4         | 8         | 3         | 2         | 1        | 1         | 0        | 2         | 2         | 3         | 3  |  |  |
| 2003-04       | 4         | 0         | 3         | 1        | 1         | 6          | 13         | 2         | 0         | 1         | 1        | 1         | 2         | 4         | 2         | 0        | 2         | 0        | 0         | 4         | 9         | 9  |  |  |
| 2005-06       | 4         | 1         | 3         | 0        | 2         | 9          | 12         | 2         | 1         | 1         | 0        | 2         | 6         | 6         | 2         | 0        | 2         | 0        | 0         | 3         | 6         | 6  |  |  |
| 2006-07       | 4         | 1         | 3         | 0        | 2         | 6          | 11         | 2         | 1         | 1         | 0        | 2         | 5         | 6         | 2         | 0        | 2         | 0        | 0         | 1         | 5         | 5  |  |  |
| 2007-08       | 4         | 3         | 1         | 0        | 6         | 12         | 8          | 2         | 1         | 1         | 0        | 2         | 8         | 7         | 2         | 2        | 0         | 0        | 4         | 4         | 1         | 1  |  |  |
| 2008-09       | 4         | 2         | 2         | 0        | 4         | 11         | 11         | 2         | 2         | 0         | 0        | 4         | 6         | 1         | 2         | 0        | 2         | 0        | 0         | 5         | 10        | 10 |  |  |
| 2009-10       | 4         | 2         | 2         | 0        | 4         | 8          | 13         | 2         | 1         | 1         | 0        | 2         | 5         | 5         | 2         | 1        | 1         | 0        | 2         | 3         | 8         | 8  |  |  |
| 2010-11       | 4         | 2         | 2         | 0        | 4         | 9          | 9          | 2         | 1         | 1         | 0        | 2         | 6         | 6         | 2         | 1        | 1         | 0        | 2         | 3         | 3         | 3  |  |  |
| 2011-12       | 4         | 2         | 2         | 0        | 4         | 9          | 12         | 2         | 1         | 1         | 0        | 2         | 3         | 4         | 2         | 1        | 1         | 0        | 2         | 6         | 8         | 8  |  |  |
| 2012-13       | 3         | 2         | 1         | 0        | 4         | 9          | 4          | 2         | 1         | 1         | 0        | 2         | 5         | 4         | 1         | 1        | 0         | 0        | 2         | 4         | 0         | 0  |  |  |
| 2013-14       | 5         | 2         | 2         | 1        | 5         | 13         | 16         | 2         | 2         | 0         | 0        | 4         | 7         | 2         | 3         | 0        | 2         | 1        | 1         | 6         | 14        | 14 |  |  |
| <b>Totals</b> | <b>60</b> | <b>25</b> | <b>32</b> | <b>3</b> | <b>53</b> | <b>128</b> | <b>155</b> | <b>30</b> | <b>17</b> | <b>12</b> | <b>1</b> | <b>35</b> | <b>79</b> | <b>64</b> | <b>30</b> | <b>8</b> | <b>20</b> | <b>2</b> | <b>18</b> | <b>49</b> | <b>91</b> |    |  |  |

OT column includes both ties and overtime losses in 1999-00, 2000-01 (one road OTL), 2001-02, 2002-03 and 2003-04 (one home tie). OT column includes ties in 1998-99.

| DATE           | VISITOR           | HOME               | DATE               | VISITOR        | HOME              |                    |                    |    |
|----------------|-------------------|--------------------|--------------------|----------------|-------------------|--------------------|--------------------|----|
| <b>1998-99</b> | December 28, 1998 | Nashville 0        | <b>DALLAS</b> 1    | <b>2007-08</b> | October 6, 2007   | Dallas 1           | <b>NASHVILLE</b> 5 |    |
|                | February 23, 1999 | <b>DALLAS</b> 4    | Nashville 3        |                | December 31, 2007 | <b>NASHVILLE</b> 1 | Dallas 0           |    |
|                | February 24, 1999 | <b>NASHVILLE</b> 2 | Dallas 1           |                | February 23, 2008 | <b>DALLAS</b> 6    | Nashville 3        |    |
|                | March 28, 1999    | <b>DALLAS</b> 3    | Nashville 0        |                | March 1, 2008     | <b>NASHVILLE</b> 3 | Dallas 1           |    |
| <b>1999-00</b> | October 16, 1999  | Dallas 2           | <b>NASHVILLE</b> 3 | <b>2008-09</b> | October 11, 2008  | Dallas 1           | <b>NASHVILLE</b> 3 |    |
|                | January 5, 2000   | Nashville 1        | <b>DALLAS</b> 3    |                | October 15, 2008  | Nashville 4        | <b>DALLAS</b> 6    |    |
|                | February 16, 2000 | Nashville 0        | <b>DALLAS</b> 3    |                | December 13, 2008 | Dallas 0           | <b>NASHVILLE</b> 3 |    |
|                | February 21, 2000 | Dallas 2           | <b>NASHVILLE</b> 5 |                | February 8, 2009  | Nashville 1        | <b>DALLAS</b> 4    |    |
| <b>2000-01</b> | November 22, 2000 | <b>DALLAS</b> 1    | Nashville 0        | <b>2009-10</b> | October 3, 2009   | <b>NASHVILLE</b> 3 | Dallas 2 SO        |    |
|                | January 17, 2001  | Nashville 3        | <b>DALLAS</b> 4    | OT             | October 14, 2009  | Nashville 0        | <b>DALLAS</b> 6    |    |
|                | February 13, 2001 | <b>DALLAS</b> 2    | Nashville 1        |                | October 31, 2009  | Dallas 2           | <b>NASHVILLE</b> 4 |    |
|                | April 4, 2001     | Nashville 1        | <b>DALLAS</b> 5    |                | March 23, 2010    | <b>DALLAS</b> 3    | Nashville 1        |    |
| <b>2001-02</b> | October 5, 2001   | Nashville 1        | <b>DALLAS</b> 4    | <b>2010-11</b> | October 23, 2010  | <b>NASHVILLE</b> 1 | Dallas 0           |    |
|                | November 2, 2001  | Nashville 0        | <b>DALLAS</b> 3    |                | December 28, 2010 | <b>DALLAS</b> 4    | Nashville 2        |    |
|                | November 3, 2001  | Dallas 1           | <b>NASHVILLE</b> 4 |                | February 26, 2011 | Nashville 2        | <b>DALLAS</b> 3    |    |
|                | February 6, 2002  | Dallas 1           | <b>NASHVILLE</b> 2 |                | March 26, 2011    | Dallas 2           | <b>NASHVILLE</b> 4 |    |
| <b>2002-03</b> | November 30, 2002 | Dallas 2           | <b>NASHVILLE</b> 5 | <b>2011-12</b> | December 23, 2011 | Nashville 3        | <b>DALLAS</b> 6    |    |
|                | December 26, 2002 | Dallas 1           | <b>NASHVILLE</b> 3 |                | January 5, 2012   | <b>DALLAS</b> 4    | Nashville 1        |    |
|                | March 7, 2003     | <b>NASHVILLE</b> 2 | Dallas 1           |                | February 19, 2012 | <b>NASHVILLE</b> 3 | Dallas 2           |    |
|                | April 6, 2003     | Nashville 0        | <b>DALLAS</b> 2    |                | April 5, 2012     | Dallas 0           | <b>NASHVILLE</b> 2 |    |
| <b>2003-04</b> | October 11, 2003  | <b>DALLAS</b> 3    | Nashville 1        | <b>2012-13</b> | February 25, 2013 | Dallas 4           | <b>NASHVILLE</b> 5 | OT |
|                | November 1, 2003  | Dallas 1           | Nashville 1        | OT             | March 12, 2013    | <b>NASHVILLE</b> 4 | Dallas 0           |    |
|                | November 2, 2003  | Nashville 3        | <b>DALLAS</b> 7    |                | April 12, 2013    | <b>DALLAS</b> 5    | Nashville 2        |    |
|                | December 26, 2003 | Nashville 1        | <b>DALLAS</b> 2    | <b>2013-14</b> | December 12, 2013 | Dallas 1           | <b>NASHVILLE</b> 3 |    |
| <b>2005-06</b> | November 10, 2005 | Dallas 3           | <b>NASHVILLE</b> 5 |                | December 27, 2013 | Nashville 1        | <b>DALLAS</b> 4    |    |
|                | November 26, 2005 | <b>DALLAS</b> 3    | Nashville 1        |                | January 20, 2014  | Dallas 1           | <b>NASHVILLE</b> 4 |    |
|                | February 1, 2006  | Nashville 1        | <b>DALLAS</b> 2    |                | March 28, 2014    | Nashville 3        | <b>DALLAS</b> 7    |    |
|                | February 6, 2006  | Nashville 2        | <b>DALLAS</b> 4    |                | April 8, 2014     | Nashville 2        | <b>DALLAS</b> 3    | SO |
| <b>2006-07</b> | November 22, 2006 | Nashville 0        | <b>DALLAS</b> 1    |                |                   |                    |                    |    |
|                | December 29, 2006 | Nashville 1        | <b>DALLAS</b> 4    |                |                   |                    |                    |    |
|                | March 17, 2007    | Dallas 2           | <b>NASHVILLE</b> 3 |                |                   |                    |                    |    |
|                | March 31, 2007    | <b>DALLAS</b> 4    | Nashville 2        |                |                   |                    |                    |    |

NHL & OPPONENTS



# NHL & OPPONENTS

## DETROIT RED WINGS

### 2013-14 SEASON SERIES

#### @ NASHVILLE

| Date       | Score         | W/Goal       |
|------------|---------------|--------------|
| 30 Dec '13 | DET 4 @ NSH 6 | Colin Wilson |

#### GOALS BY PERIOD

|           | 1st | 2nd | 3rd | OT | Total |
|-----------|-----|-----|-----|----|-------|
| Nashville | 2   | 2   | 4   | -  | 8     |
| Detroit   | 1   | 0   | 3   | -  | 4     |

#### INDIVIDUAL SCORING

| PLAYER           | PREDATORS |   |   |   |     |     |    |    |   |
|------------------|-----------|---|---|---|-----|-----|----|----|---|
|                  | GP        | G | A | P | +/- | PIM | PP | SH |   |
| Colin Wilson     | 2         | 2 | 1 | 3 | 2   | 0   | 0  | 0  | 0 |
| Mike Fisher      | 2         | 1 | 2 | 3 | 2   | 9   | 0  | 0  | 0 |
| Craig Smith      | 2         | 1 | 1 | 2 | 2   | 0   | 0  | 0  | 0 |
| Seth Jones       | 2         | 0 | 2 | 2 | 3   | 0   | 0  | 0  | 0 |
| Gabriel Bourque  | 2         | 1 | 0 | 1 | 0   | 0   | 0  | 0  | 0 |
| Roman Josi       | 2         | 1 | 0 | 1 | 0   | 0   | 1  | 0  | 0 |
| Nick Spaling     | 2         | 1 | 0 | 1 | 1   | 0   | 0  | 0  | 0 |
| Shea Weber       | 2         | 1 | 0 | 1 | 0   | 0   | 1  | 0  | 0 |
| Matt Cullen      | 2         | 0 | 1 | 1 | -1  | 4   | 0  | 0  | 0 |
| Paul Gaustad     | 2         | 0 | 1 | 1 | 0   | 0   | 0  | 0  | 0 |
| Patric Hornqvist | 2         | 0 | 1 | 1 | 2   | 0   | 0  | 0  | 0 |
| David Legwand    | 2         | 0 | 1 | 1 | 2   | 0   | 0  | 0  | 0 |
| Viktor Stalberg  | 2         | 0 | 1 | 1 | -1  | 2   | 0  | 0  | 0 |
| Ryan Ellis       | 2         | 0 | 0 | 0 | 0   | 0   | 0  | 0  | 0 |
| Matt Hendricks   | 2         | 0 | 0 | 0 | 0   | 0   | 0  | 0  | 0 |
| Kevin Klein      | 2         | 0 | 0 | 0 | 0   | 0   | 0  | 0  | 0 |
| Victor Bartley   | 1         | 0 | 0 | 0 | 0   | 0   | 0  | 0  | 0 |
| Rich Clune       | 1         | 0 | 0 | 0 | 0   | 0   | 0  | 0  | 0 |
| Mattias Ekholm   | 1         | 0 | 0 | 0 | 3   | 0   | 0  | 0  | 0 |
| Eric Nystrom     | 1         | 0 | 0 | 0 | 0   | 0   | 0  | 0  | 0 |

Power Play: 2-11 18.2% / Penalty Killing: 3-4 75.0%

#### @ DETROIT

| Date       | Score         | W/Goal     |
|------------|---------------|------------|
| 19 Nov '13 | NSH 2 @ DET 0 | Shea Weber |

\* overtime \*\* shootout

#### SHOTS BY PERIOD

|           | 1st | 2nd | 3rd | OT | Total |
|-----------|-----|-----|-----|----|-------|
| Nashville | 19  | 18  | 17  | -  | 54    |
| Detroit   | 12  | 20  | 20  | -  | 52    |

| PLAYER            | RED WINGS |   |   |   |     |     |    |    |   |
|-------------------|-----------|---|---|---|-----|-----|----|----|---|
|                   | GP        | G | A | P | +/- | PIM | PP | SH |   |
| Niklas Kronwall   | 2         | 0 | 2 | 2 | -3  | 2   | 0  | 0  | 0 |
| Henrik Zetterberg | 2         | 0 | 2 | 2 | 0   | 0   | 0  | 0  | 0 |
| Justin Abdelkader | 2         | 1 | 0 | 1 | -1  | 5   | 0  | 0  | 0 |
| Pavel Datsyuk     | 2         | 1 | 0 | 1 | -3  | 0   | 0  | 0  | 0 |
| Kyle Quincey      | 2         | 1 | 0 | 1 | 0   | 2   | 0  | 0  | 0 |
| Patrick Eaves     | 1         | 1 | 0 | 1 | 0   | 0   | 1  | 0  | 0 |
| Darren Helm       | 2         | 0 | 1 | 1 | 2   | 0   | 0  | 0  | 0 |
| Drew Miller       | 2         | 0 | 1 | 1 | 1   | 6   | 0  | 0  | 0 |
| Joakim Andersson  | 2         | 0 | 0 | 0 | -1  | 0   | 0  | 0  | 0 |
| Todd Bertuzzi     | 2         | 0 | 0 | 0 | -2  | 2   | 0  | 0  | 0 |
| Daniel Cleary     | 2         | 0 | 0 | 0 | -1  | 4   | 0  | 0  | 0 |
| Danny DeKeyser    | 2         | 0 | 0 | 0 | 0   | 0   | 0  | 0  | 0 |
| Jakub Kindl       | 2         | 0 | 0 | 0 | 0   | 0   | 0  | 0  | 0 |
| Brian Lashoff     | 2         | 0 | 0 | 0 | 0   | 2   | 0  | 0  | 0 |
| Brendan Smith     | 2         | 0 | 0 | 0 | -2  | 0   | 0  | 0  | 0 |
| Tomas Tatar       | 2         | 0 | 0 | 0 | -2  | 0   | 0  | 0  | 0 |
| Jonathan Ericsson | 1         | 0 | 0 | 0 | -1  | 2   | 0  | 0  | 0 |
| Johan Franzen     | 1         | 0 | 0 | 0 | 0   | 0   | 0  | 0  | 0 |
| Tomas Jurco       | 1         | 0 | 0 | 0 | 0   | 0   | 0  | 0  | 0 |
| Gustav Nyquist    | 1         | 0 | 0 | 0 | -2  | 2   | 0  | 0  | 0 |
| Mikael Samuelsson | 1         | 0 | 0 | 0 | 0   | 2   | 0  | 0  | 0 |

Power Play: 1-4 25.0% / Penalty Killing: 9-11 81.8%

#### GOALTENDING

##### PREDATORS

|               | GP | MIN | W-L-OT | GA | SA | SV | GAA  | SV%  |
|---------------|----|-----|--------|----|----|----|------|------|
| Marek Mazanec | 2  | 120 | 2-0-0  | 4  | 52 | 48 | 2.00 | .923 |

##### RED WINGS

|              | GP | MIN | W-L-OT | GA | SA | SV | GAA  | SV%  |
|--------------|----|-----|--------|----|----|----|------|------|
| Jimmy Howard | 2  | 118 | 0-2-0  | 7  | 53 | 46 | 3.56 | .868 |



Joe Louis Arena • 600 Civic Center Drive  
 Detroit, MI 48226 • (313) 396-7544  
 GM: Ken Holland  
 Head Coach: Mike Babcock  
 PR: Todd Beam, Kyle Kujawa, Alex DiFilippo

| Season        | OVERALL   |           |           |           |           |            | HOME       |           |           |           |          |           | ROAD       |            |           |           |           |          |           |           |            |
|---------------|-----------|-----------|-----------|-----------|-----------|------------|------------|-----------|-----------|-----------|----------|-----------|------------|------------|-----------|-----------|-----------|----------|-----------|-----------|------------|
|               | GP        | W         | L         | OT        | PTS       | GF         | GA         | GP        | W         | L         | OT       | PTS       | GF         | GA         | GP        | W         | L         | OT       | PTS       | GF        | GA         |
| 1998-99       | 6         | 1         | 5         | 0         | 2         | 13         | 23         | 3         | 1         | 2         | 0        | 2         | 8          | 8          | 3         | 0         | 3         | 0        | 0         | 5         | 11         |
| 1999-00       | 6         | 1         | 4         | 1         | 3         | 15         | 24         | 3         | 1         | 2         | 0        | 2         | 8          | 10         | 3         | 0         | 2         | 1        | 1         | 7         | 14         |
| 2000-01       | 5         | 2         | 2         | 1         | 5         | 14         | 16         | 2         | 1         | 0         | 1        | 3         | 6          | 5          | 3         | 1         | 2         | 0        | 2         | 8         | 11         |
| 2001-02       | 5         | 1         | 2         | 2         | 4         | 12         | 15         | 3         | 1         | 1         | 1        | 3         | 6          | 6          | 2         | 0         | 1         | 1        | 1         | 6         | 9          |
| 2002-03       | 5         | 1         | 3         | 1         | 3         | 11         | 17         | 2         | 1         | 1         | 0        | 2         | 5          | 5          | 3         | 0         | 2         | 1        | 1         | 6         | 12         |
| 2003-04       | 6         | 3         | 2         | 1         | 7         | 13         | 19         | 3         | 2         | 1         | 0        | 4         | 7          | 7          | 3         | 1         | 1         | 1        | 3         | 6         | 12         |
| 2005-06       | 8         | 4         | 4         | 0         | 8         | 19         | 24         | 4         | 1         | 3         | 0        | 2         | 11         | 13         | 4         | 3         | 1         | 0        | 6         | 8         | 11         |
| 2006-07       | 8         | 2         | 5         | 1         | 5         | 21         | 28         | 4         | 2         | 2         | 0        | 4         | 13         | 12         | 4         | 0         | 3         | 1        | 1         | 8         | 16         |
| 2007-08       | 8         | 3         | 3         | 2         | 8         | 19         | 21         | 4         | 2         | 2         | 0        | 4         | 11         | 12         | 4         | 1         | 1         | 2        | 4         | 8         | 9          |
| 2008-09       | 6         | 4         | 2         | 0         | 8         | 24         | 19         | 3         | 2         | 1         | 0        | 4         | 14         | 7          | 3         | 2         | 1         | 0        | 4         | 10        | 12         |
| 2009-10       | 6         | 2         | 2         | 2         | 6         | 13         | 17         | 3         | 1         | 0         | 2        | 4         | 5          | 5          | 3         | 1         | 2         | 0        | 2         | 8         | 12         |
| 2010-11       | 6         | 4         | 1         | 1         | 9         | 18         | 13         | 3         | 2         | 0         | 1        | 5         | 9          | 5          | 3         | 2         | 1         | 0        | 4         | 9         | 8          |
| 2011-12       | 6         | 3         | 3         | 0         | 6         | 14         | 16         | 3         | 2         | 1         | 0        | 4         | 8          | 9          | 3         | 1         | 2         | 0        | 2         | 6         | 7          |
| 2012-13       | 4         | 1         | 3         | 0         | 2         | 6          | 15         | 2         | 1         | 1         | 0        | 2         | 4          | 6          | 2         | 0         | 2         | 0        | 2         | 2         | 9          |
| 2013-14       | 2         | 2         | 0         | 0         | 4         | 8          | 4          | 1         | 1         | 0         | 0        | 2         | 6          | 4          | 1         | 1         | 0         | 0        | 2         | 2         | 0          |
| <b>Totals</b> | <b>87</b> | <b>34</b> | <b>41</b> | <b>12</b> | <b>80</b> | <b>220</b> | <b>271</b> | <b>43</b> | <b>21</b> | <b>17</b> | <b>5</b> | <b>47</b> | <b>121</b> | <b>118</b> | <b>44</b> | <b>13</b> | <b>24</b> | <b>7</b> | <b>33</b> | <b>99</b> | <b>153</b> |

OT column includes both ties and overtime losses in 1999-00 (one road OTL), 2000-01 (one home tie), 2001-02 (one home tie and one road tie), 2002-03 (one road tie) and 2003-04 (one road OTL). OT column includes ties in 1998-99.

| DATE           | VISITOR           | HOME               | DATE               | VISITOR           | HOME              |                    |                    |                    |    |
|----------------|-------------------|--------------------|--------------------|-------------------|-------------------|--------------------|--------------------|--------------------|----|
| <b>1998-99</b> | October 21, 1998  | Nashville 2        | <b>DETROIT</b> 5   | February 24, 2007 | Detroit 3         | <b>NASHVILLE</b> 4 | OT                 |                    |    |
|                | December 23, 1998 | Detroit 3          | <b>NASHVILLE</b> 5 | March 6, 2007     | Nashville 3       | <b>DETROIT</b> 4   | SO                 |                    |    |
|                | January 14, 1999  | Nashville 1        | <b>DETROIT</b> 2   | March 13, 2007    | <b>DETROIT</b> 5  | Nashville 2        |                    |                    |    |
|                | January 26, 1999  | <b>DETROIT</b> 4   | Nashville 1        | March 14, 2007    | Nashville 2       | <b>DETROIT</b> 4   |                    |                    |    |
|                | February 9, 1999  | <b>DETROIT</b> 5   | Nashville 2        | March 29, 2007    | <b>DETROIT</b> 2  | Nashville 1        |                    |                    |    |
|                | April 14, 1999    | Nashville 2        | <b>DETROIT</b> 4   | <b>2007-08</b>    | November 7, 2007  | Nashville 2        | <b>DETROIT</b> 3   | SO                 |    |
| <b>1999-00</b> | December 4, 1999  | Detroit 1          | <b>NASHVILLE</b> 4 |                   | November 22, 2007 | Detroit 2          | <b>NASHVILLE</b> 3 |                    |    |
|                | December 8, 1999  | Nashville 3        | <b>NASHVILLE</b> 6 |                   | December 10, 2007 | <b>DETROIT</b> 2   | Nashville 1        |                    |    |
|                | January 6, 2000   | Nashville 2        | <b>DETROIT</b> 5   |                   | February 12, 2008 | Detroit 2          | <b>NASHVILLE</b> 4 |                    |    |
|                | March 10, 2000    | <b>DETROIT</b> 3   | Nashville 1        |                   | March 9, 2008     | Nashville 3        | <b>DETROIT</b> 4   |                    |    |
|                | March 14, 2000    | Nashville 2        | <b>DETROIT</b> 3   | OT                | March 15, 2008    | <b>NASHVILLE</b> 3 | Detroit 1          |                    |    |
|                | March 23, 2000    | <b>DETROIT</b> 6   | Nashville 3        |                   | March 20, 2008    | <b>DETROIT</b> 6   | Nashville 3        |                    |    |
| <b>2000-01</b> | October 19, 2000  | <b>NASHVILLE</b> 2 | Detroit 1          | OT                | March 30, 2008    | Nashville 0        | <b>DETROIT</b> 1   | OT                 |    |
|                | November 18, 2000 | Detroit 2          | <b>NASHVILLE</b> 3 |                   | <b>2008-09</b>    | December 26, 2008  | Detroit 2          | <b>NASHVILLE</b> 3 |    |
|                | November 20, 2000 | Nashville 3        | <b>NASHVILLE</b> 6 |                   |                   | February 10, 2009  | <b>DETROIT</b> 5   | Nashville 3        |    |
|                | January 24, 2001  | Nashville 3        | <b>DETROIT</b> 4   |                   |                   | February 18, 2009  | Nashville 2        | <b>DETROIT</b> 6   |    |
|                | February 20, 2001 | Detroit 3          | Nashville 3        | OT                |                   | February 28, 2009  | Detroit 0          | <b>NASHVILLE</b> 8 |    |
| <b>2001-02</b> | October 27, 2001  | <b>DETROIT</b> 1   | Nashville 0        |                   |                   | March 29, 2009     | <b>NASHVILLE</b> 4 | Detroit 3          |    |
|                | November 20, 2001 | Nashville 3        | <b>DETROIT</b> 6   |                   |                   | April 9, 2009      | <b>NASHVILLE</b> 4 | Detroit 3          | SO |
|                | December 29, 2001 | Detroit 2          | <b>NASHVILLE</b> 3 | OT                | <b>2009-10</b>    | November 23, 2009  | Detroit 1          | <b>NASHVILLE</b> 3 |    |
|                | March 25, 2002    | Detroit 3          | Nashville 3        | OT                |                   | December 12, 2009  | <b>DETROIT</b> 3   | Nashville 2        | OT |
|                | March 28, 2002    | Nashville 3        | Detroit 3          | OT                |                   | January 29, 2010   | Nashville 2        | <b>DETROIT</b> 4   |    |
| <b>2002-03</b> | October 26, 2002  | Detroit 1          | <b>NASHVILLE</b> 3 |                   |                   | March 5, 2010      | Nashville 2        | <b>DETROIT</b> 5   |    |
|                | November 12, 2002 | Nashville 1        | <b>DETROIT</b> 4   |                   |                   | March 27, 2010     | <b>DETROIT</b> 1   | Nashville 0        | SO |
|                | December 28, 2002 | <b>DETROIT</b> 4   | Nashville 2        |                   |                   | April 3, 2010      | <b>NASHVILLE</b> 4 | Detroit 3          | OT |
|                | February 4, 2003  | Nashville 5        | Detroit 5          | OT                | <b>2010-11</b>    | October 30, 2010   | Nashville 2        | <b>DETROIT</b> 5   |    |
|                | March 31, 2003    | Nashville 0        | <b>DETROIT</b> 3   |                   |                   | December 8, 2010   | <b>NASHVILLE</b> 3 | Detroit 2          |    |
| <b>2003-04</b> | October 30, 2003  | Detroit 3          | <b>NASHVILLE</b> 5 |                   |                   | February 5, 2011   | Detroit 0          | <b>NASHVILLE</b> 3 |    |
|                | November 8, 2003  | <b>NASHVILLE</b> 4 | Detroit 3          |                   |                   | February 9, 2011   | <b>NASHVILLE</b> 4 | Detroit 1          |    |
|                | December 20, 2003 | Detroit 0          | <b>NASHVILLE</b> 1 |                   |                   | March 19, 2011     | Detroit 1          | <b>NASHVILLE</b> 3 |    |
|                | January 5, 2004   | Nashville 0        | <b>DETROIT</b> 6   |                   |                   | April 2, 2011      | <b>DETROIT</b> 4   | Nashville 3        | OT |
|                | February 3, 2004  | <b>DETROIT</b> 4   | Nashville 1        |                   | <b>2011-12</b>    | November 26, 2011  | Nashville 1        | <b>DETROIT</b> 4   |    |
|                | March 14, 2004    | Nashville 2        | <b>DETROIT</b> 3   | OT                |                   | December 15, 2011  | Detroit 3          | <b>NASHVILLE</b> 4 |    |
| <b>2005-06</b> | January 6, 2006   | <b>DETROIT</b> 3   | Nashville 1        |                   |                   | December 26, 2011  | <b>DETROIT</b> 4   | Nashville 1        |    |
|                | January 23, 2006  | <b>NASHVILLE</b> 3 | Detroit 2          |                   |                   | February 17, 2012  | Nashville 1        | <b>DETROIT</b> 2   |    |
|                | January 24, 2006  | <b>NASHVILLE</b> 2 | Detroit 1          | OT                |                   | March 10, 2012     | Detroit 2          | <b>NASHVILLE</b> 3 |    |
|                | February 8, 2006  | Nashville 0        | <b>DETROIT</b> 6   |                   |                   | March 30, 2012     | <b>NASHVILLE</b> 4 | Detroit 1          |    |
|                | February 9, 2006  | <b>DETROIT</b> 3   | Nashville 2        |                   | <b>2012-13</b>    | February 19, 2013  | Detroit 3          | <b>NASHVILLE</b> 4 | OT |
|                | March 21, 2006    | <b>NASHVILLE</b> 3 | Detroit 2          | SO                |                   | February 23, 2013  | Nashville 0        | <b>DETROIT</b> 4   |    |
|                | March 30, 2006    | <b>DETROIT</b> 4   | Nashville 2        |                   |                   | April 14, 2013     | <b>DETROIT</b> 3   | Nashville 0        |    |
|                | APRIL 18, 2006    | Detroit 3          | <b>NASHVILLE</b> 6 |                   |                   | April 25, 2013     | Nashville 2        | <b>DETROIT</b> 5   |    |
| <b>2006-07</b> | November 10, 2006 | Nashville 0        | <b>DETROIT</b> 3   |                   | <b>2013-14</b>    | November 19, 2013  | <b>NASHVILLE</b> 2 | Detroit 0          |    |
|                | November 25, 2006 | Detroit 2          | <b>NASHVILLE</b> 6 |                   |                   | December 30, 2013  | Detroit 4          | <b>NASHVILLE</b> 6 |    |
|                | January 17, 2007  | Nashville 3        | <b>DETROIT</b> 5   |                   |                   |                    |                    |                    |    |

NHL & OPPONENTS



# NHL & OPPONENTS

## EDMONTON OILERS

### 2013-14 SEASON SERIES

#### @ NASHVILLE

| Date       | Score         | W/Goal              |
|------------|---------------|---------------------|
| 28 Nov '13 | EDM 3 @ NSH 0 | Ryan Nugent-Hopkins |

#### GOALS BY PERIOD

|           | 1st | 2nd | 3rd | OT | Total |
|-----------|-----|-----|-----|----|-------|
| Nashville | 1   | 1   | 0   | -  | 2     |
| Edmonton  | 3   | 6   | 4   | -  | 13    |

#### INDIVIDUAL SCORING

| PLAYER            | PREDATORS |   |   |   |     |     |    |    |
|-------------------|-----------|---|---|---|-----|-----|----|----|
|                   | GP        | G | A | P | +/- | PIM | PP | SH |
| Gabriel Bourque   | 3         | 1 | 0 | 1 | -1  | 0   | 0  | 0  |
| David Legwand     | 2         | 1 | 0 | 1 | -2  | 0   | 0  | 0  |
| Craig Smith       | 3         | 0 | 1 | 1 | -1  | 0   | 0  | 0  |
| Nick Spaling      | 3         | 0 | 1 | 1 | -2  | 0   | 0  | 0  |
| Shea Weber        | 3         | 0 | 1 | 1 | -1  | 0   | 0  | 0  |
| Patric Hornqvist  | 2         | 0 | 1 | 1 | -1  | 0   | 0  | 0  |
| Rich Clune        | 3         | 0 | 0 | 0 | -1  | 8   | 0  | 0  |
| Ryan Ellis        | 3         | 0 | 0 | 0 | -5  | 4   | 0  | 0  |
| Mike Fisher       | 3         | 0 | 0 | 0 | -3  | 0   | 0  | 0  |
| Paul Gaustad      | 3         | 0 | 0 | 0 | -2  | 2   | 0  | 0  |
| Seth Jones        | 3         | 0 | 0 | 0 | -3  | 4   | 0  | 0  |
| Roman Josi        | 3         | 0 | 0 | 0 | -1  | 0   | 0  | 0  |
| Eric Nystrom      | 3         | 0 | 0 | 0 | -2  | 2   | 0  | 0  |
| Colin Wilson      | 3         | 0 | 0 | 0 | -2  | 0   | 0  | 0  |
| Victor Bartley    | 2         | 0 | 0 | 0 | -2  | 0   | 0  | 0  |
| Matt Cullen       | 2         | 0 | 0 | 0 | 0   | 0   | 0  | 0  |
| Michael Del Zotto | 2         | 0 | 0 | 0 | -3  | 2   | 0  | 0  |
| Mattias Ekholm    | 2         | 0 | 0 | 0 | -1  | 0   | 0  | 0  |
| Taylor Beck       | 1         | 0 | 0 | 0 | -1  | 2   | 0  | 0  |
| Patrick Eaves     | 1         | 0 | 0 | 0 | -1  | 0   | 0  | 0  |
| Matt Hendricks    | 1         | 0 | 0 | 0 | -1  | 0   | 0  | 0  |
| Kevin Klein       | 1         | 0 | 0 | 0 | -1  | 0   | 0  | 0  |
| Colton Sissons    | 1         | 0 | 0 | 0 | -1  | 0   | 0  | 0  |
| Viktor Stalberg   | 1         | 0 | 0 | 0 | -1  | 0   | 0  | 0  |

Power Play: 0-10 0.0% / Penalty Killing: 7-10 70.0%

#### GOALTENDING

##### PREDATORS

|               | GP | MIN | W-L-OT | GA | SA | SV | GAA  | SV%  |
|---------------|----|-----|--------|----|----|----|------|------|
| Marek Mazanec | 1  | 58  | 0-1-0  | 2  | 27 | 25 | 2.06 | .926 |
| Carter Hutton | 2  | 70  | 0-1-0  | 5  | 31 | 26 | 4.29 | .839 |
| Pekka Rinne   | 1  | 50  | 0-1-0  | 5  | 26 | 21 | 6.01 | .808 |

##### OILERS

|                | GP | MIN | W-L-OT | GA | SA | SV | GAA  | SV%   |
|----------------|----|-----|--------|----|----|----|------|-------|
| Ilya Bryzgalov | 1  | 60  | 1-0-0  | 0  | 33 | 33 | 0.00 | 1.000 |
| Ben Scrivens   | 1  | 60  | 1-0-0  | 1  | 35 | 34 | 1.00 | .971  |
| Viktor Fasth   | 1  | 59  | 1-0-0  | 1  | 29 | 28 | 1.01 | .966  |

#### @ EDMONTON

| Date       | Score         | W/Goal              |
|------------|---------------|---------------------|
| 18 Mar '14 | NSH 1 @ EDM 5 | Ryan Nugent-Hopkins |
| 26 Jan '14 | NSH 1 @ EDM 5 | Jordan Eberle       |

\* overtime \*\* shootout

#### SHOTS BY PERIOD

|           | 1st | 2nd | 3rd | OT | Total |
|-----------|-----|-----|-----|----|-------|
| Nashville | 29  | 35  | 33  | -  | 97    |
| Edmonton  | 29  | 31  | 25  | -  | 85    |

#### OILERS

| PLAYER              | GP | G | A | P | +/- | PIM | PP | SH |
|---------------------|----|---|---|---|-----|-----|----|----|
| Jordan Eberle       | 3  | 4 | 3 | 7 | 5   | 2   | 0  | 0  |
| Ryan Nugent-Hopkins | 3  | 3 | 3 | 6 | 3   | 0   | 2  | 0  |
| Taylor Hall         | 3  | 2 | 3 | 5 | 3   | 0   | 0  | 0  |
| Sam Gagner          | 3  | 1 | 3 | 4 | 4   | 0   | 0  | 0  |
| Justin Schultz      | 3  | 1 | 1 | 2 | 4   | 0   | 0  | 0  |
| Ryan Smyth          | 3  | 1 | 1 | 2 | 1   | 2   | 1  | 0  |
| Nail Yakupov        | 2  | 1 | 0 | 1 | 1   | 2   | 0  | 0  |
| David Perron        | 3  | 0 | 1 | 1 | 1   | 2   | 0  | 0  |
| Jeff Petry          | 3  | 0 | 1 | 1 | 3   | 2   | 0  | 0  |
| Andrew Ference      | 2  | 0 | 1 | 1 | 0   | 2   | 0  | 0  |
| Jesse Joensuu       | 2  | 0 | 1 | 1 | 1   | 0   | 0  | 0  |
| Martin Marincin     | 2  | 0 | 1 | 1 | 1   | 2   | 0  | 0  |
| Nick Schultz        | 2  | 0 | 1 | 1 | 2   | 0   | 0  | 0  |
| Anton Lander        | 1  | 0 | 1 | 1 | 2   | 0   | 0  | 0  |
| Philip Larsen       | 1  | 0 | 1 | 1 | 2   | 0   | 0  | 0  |
| Corey Potter        | 1  | 0 | 1 | 1 | 1   | 0   | 0  | 0  |
| Boyd Gordon         | 3  | 0 | 0 | 0 | 0   | 2   | 0  | 0  |
| Ryan Jones          | 3  | 0 | 0 | 0 | 1   | 2   | 0  | 0  |
| Anton Belov         | 2  | 0 | 0 | 0 | 0   | 0   | 0  | 0  |
| Luke Gazdic         | 2  | 0 | 0 | 0 | 1   | 2   | 0  | 0  |
| Matt Hendricks      | 2  | 0 | 0 | 0 | 0   | 2   | 0  | 0  |
| Mark Arcobello      | 1  | 0 | 0 | 0 | 0   | 0   | 0  | 0  |
| Mark Fraser         | 1  | 0 | 0 | 0 | 1   | 4   | 0  | 0  |
| Denis Grebeshkov    | 1  | 0 | 0 | 0 | 1   | 0   | 0  | 0  |
| Ales Hemsky         | 1  | 0 | 0 | 0 | 0   | 0   | 0  | 0  |
| Oscar Klefbom       | 1  | 0 | 0 | 0 | 0   | 0   | 0  | 0  |

Power Play: 3-10 30.0% / Penalty Killing: 10-10 100.0%



Rexall Place • 11230 110th St.  
 Edmonton, AB T5G 3H7 • (780) 414-4000  
 GM: Craig MacTavish  
 Head Coach: Dallas Eakins  
 PR: J.J. Hebert, Patrick Garland, Shawn May

| Season        | OVERALL   |           |           |          |           |            |            | HOME      |           |           |          |           |           |           | ROAD      |           |           |          |           |           |           |    |
|---------------|-----------|-----------|-----------|----------|-----------|------------|------------|-----------|-----------|-----------|----------|-----------|-----------|-----------|-----------|-----------|-----------|----------|-----------|-----------|-----------|----|
|               | GP        | W         | L         | OT       | PTS       | GF         | GA         | GP        | W         | L         | OT       | PTS       | GF        | GA        | GP        | W         | L         | OT       | PTS       | GF        | GA        |    |
| 1998-99       | 4         | 1         | 2         | 1        | 3         | 10         | 11         | 2         | 1         | 0         | 1        | 3         | 6         | 4         | 2         | 0         | 2         | 0        | 0         | 4         | 7         | 7  |
| 1999-00       | 5         | 3         | 2         | 0        | 6         | 14         | 14         | 3         | 2         | 1         | 0        | 4         | 9         | 8         | 2         | 1         | 1         | 0        | 2         | 5         | 6         | 6  |
| 2000-01       | 4         | 1         | 3         | 0        | 2         | 8          | 14         | 2         | 0         | 2         | 0        | 0         | 3         | 8         | 2         | 1         | 1         | 0        | 2         | 5         | 6         | 6  |
| 2001-02       | 4         | 2         | 1         | 1        | 5         | 12         | 10         | 2         | 0         | 1         | 1        | 1         | 5         | 6         | 2         | 2         | 0         | 0        | 4         | 7         | 4         | 4  |
| 2002-03       | 4         | 1         | 2         | 1        | 3         | 10         | 13         | 2         | 0         | 2         | 0        | 0         | 5         | 8         | 2         | 1         | 0         | 1        | 3         | 5         | 5         | 5  |
| 2003-04       | 4         | 2         | 1         | 1        | 5         | 12         | 11         | 2         | 1         | 0         | 1        | 3         | 4         | 3         | 2         | 1         | 1         | 0        | 2         | 8         | 8         | 8  |
| 2005-06       | 4         | 1         | 2         | 1        | 3         | 8          | 14         | 2         | 1         | 1         | 0        | 2         | 4         | 7         | 2         | 0         | 1         | 1        | 1         | 4         | 7         | 7  |
| 2006-07       | 4         | 4         | 0         | 0        | 8         | 16         | 8          | 2         | 2         | 0         | 0        | 4         | 7         | 5         | 2         | 2         | 0         | 0        | 4         | 9         | 3         | 3  |
| 2007-08       | 4         | 4         | 0         | 0        | 8         | 19         | 8          | 2         | 2         | 0         | 0        | 4         | 10        | 6         | 2         | 2         | 0         | 0        | 4         | 9         | 2         | 2  |
| 2008-09       | 4         | 3         | 1         | 0        | 6         | 13         | 12         | 2         | 2         | 0         | 0        | 4         | 9         | 6         | 2         | 1         | 1         | 0        | 2         | 4         | 6         | 6  |
| 2009-10       | 4         | 3         | 1         | 0        | 6         | 16         | 15         | 2         | 1         | 1         | 0        | 2         | 5         | 9         | 2         | 2         | 0         | 0        | 4         | 11        | 6         | 6  |
| 2010-11       | 4         | 2         | 1         | 1        | 5         | 7          | 9          | 2         | 1         | 1         | 0        | 2         | 3         | 5         | 2         | 1         | 0         | 1        | 3         | 4         | 4         | 4  |
| 2011-12       | 4         | 1         | 3         | 0        | 2         | 8          | 16         | 2         | 0         | 2         | 0        | 0         | 5         | 12        | 2         | 1         | 1         | 0        | 2         | 3         | 4         | 4  |
| 2012-13       | 3         | 2         | 1         | 0        | 4         | 8          | 3          | 2         | 2         | 0         | 0        | 4         | 6         | 0         | 1         | 0         | 1         | 0        | 0         | 2         | 3         | 3  |
| 2013-14       | 3         | 0         | 3         | 0        | 0         | 2          | 13         | 1         | 0         | 1         | 0        | 0         | 0         | 3         | 2         | 0         | 2         | 0        | 0         | 2         | 10        | 10 |
| <b>Totals</b> | <b>59</b> | <b>30</b> | <b>23</b> | <b>6</b> | <b>66</b> | <b>163</b> | <b>171</b> | <b>30</b> | <b>15</b> | <b>12</b> | <b>3</b> | <b>33</b> | <b>81</b> | <b>90</b> | <b>29</b> | <b>15</b> | <b>11</b> | <b>3</b> | <b>33</b> | <b>82</b> | <b>81</b> |    |

OT column includes both ties and overtime losses in 1999-00, 2000-01, 2001-02 (one home tie), 2002-03 (one road OTL) and 2003-04 (one home tie). OT column includes ties in 1998-99 (one home tie).

|                   | DATE              | VISITOR          | HOME             |
|-------------------|-------------------|------------------|------------------|
| <b>1998-99</b>    | November 4, 1998  | Nashville        | 2 EDMONTON 3     |
|                   | December 8, 1998  | Edmonton         | 3 Nashville 3 OT |
|                   | February 5, 1999  | Nashville        | 2 EDMONTON 4     |
|                   | March 14, 1999    | Edmonton         | 1 NASHVILLE 3    |
| <b>1999-00</b>    | October 23, 1999  | Edmonton         | 3 NASHVILLE 4    |
|                   | October 31, 1999  | Nashville        | 2 EDMONTON 4     |
|                   | January 24, 2000  | NASHVILLE        | 3 Edmonton 2 OT  |
|                   | February 15, 2000 | EDMONTON         | 2 Nashville 1    |
|                   | March 12, 2000    | Edmonton         | 3 NASHVILLE 4    |
| <b>2000-01</b>    | December 6, 2000  | Nashville        | 0 EDMONTON 4     |
|                   | December 14, 2000 | EDMONTON         | 6 Nashville 2    |
|                   | January 10, 2001  | NASHVILLE        | 5 Edmonton 2     |
|                   | January 16, 2001  | EDMONTON         | 2 Nashville 1    |
|                   | <b>2001-02</b>    | October 13, 2001 | EDMONTON         |
| October 22, 2001  |                   | NASHVILLE        | 4 Edmonton 2     |
| December 8, 2001  |                   | Edmonton         | 2 Nashville 2 OT |
| February 28, 2002 |                   | NASHVILLE        | 3 Edmonton 2     |
| <b>2002-03</b>    | October 12, 2002  | EDMONTON         | 3 Nashville 2    |
|                   | January 18, 2003  | NASHVILLE        | 3 Edmonton 2 OT  |
|                   | March 17, 2003    | EDMONTON         | 5 Nashville 3    |
|                   | March 23, 2003    | Nashville        | 2 EDMONTON 3 OT  |
| <b>2003-04</b>    | January 17, 2004  | Edmonton         | 1 NASHVILLE 2    |
|                   | January 24, 2004  | NASHVILLE        | 4 Edmonton 3     |
|                   | February 15, 2004 | Edmonton         | 2 Nashville 2 OT |
|                   | March 19, 2004    | Nashville        | 4 EDMONTON 5     |
| <b>2005-06</b>    | October 29, 2005  | EDMONTON         | 5 Nashville 1    |
|                   | November 8, 2005  | Edmonton         | 2 NASHVILLE 3    |
|                   | December 30, 2005 | Nashville        | 2 EDMONTON 4     |
|                   | March 5, 2006     | Nashville        | 2 EDMONTON 3 OT  |
| <b>2006-07</b>    | November 1, 2006  | NASHVILLE        | 5 Edmonton 3     |
|                   | December 12, 2006 | Edmonton         | 2 NASHVILLE 3    |
|                   | March 24, 2007    | NASHVILLE        | 4 Edmonton 0     |
|                   | March 27, 2007    | Edmonton         | 3 NASHVILLE 4    |

|                | DATE              | VISITOR   | HOME             |
|----------------|-------------------|-----------|------------------|
| <b>2007-08</b> | November 2, 2007  | NASHVILLE | 4 Edmonton 1     |
|                | January 3, 2008   | Edmonton  | 2 NASHVILLE 5    |
|                | February 19, 2007 | Edmonton  | 4 NASHVILLE 5    |
|                | March 4, 2008     | NASHVILLE | 5 Edmonton 1     |
| <b>2008-09</b> | October 30, 2008  | Edmonton  | 1 NASHVILLE 3    |
|                | December 28, 2008 | Nashville | 2 EDMONTON 5     |
|                | February 1, 2009  | NASHVILLE | 2 Edmonton 1     |
|                | March 3, 2009     | Edmonton  | 5 NASHVILLE 6 OT |
| <b>2009-10</b> | October 12, 2009  | EDMONTON  | 6 Nashville 1    |
|                | December 17, 2009 | NASHVILLE | 6 Edmonton 3     |
|                | January 12, 2010  | NASHVILLE | 5 Edmonton 3     |
|                | March 2, 2010     | Edmonton  | 3 NASHVILLE 4    |
| <b>2010-11</b> | January 23, 2011  | NASHVILLE | 3 Edmonton 2 SO  |
|                | February 7, 2011  | EDMONTON  | 4 Nashville 0    |
|                | March 1, 2011     | Nashville | 1 EDMONTON 2 SO  |
|                | March 22, 2011    | Edmonton  | 1 NASHVILLE 3    |
| <b>2011-12</b> | October 17, 2011  | Nashville | 1 EDMONTON 3     |
|                | November 22, 2011 | EDMONTON  | 6 Nashville 2    |
|                | November 28, 2011 | NASHVILLE | 2 Edmonton 1     |
|                | March 20, 2012    | EDMONTON  | 6 Nashville 3    |
| <b>2012-13</b> | March 8, 2013     | Edmonton  | 0 NASHVILLE 6    |
|                | March 17, 2013    | Nashville | 2 EDMONTON 3     |
|                | March 25, 2013    | Edmonton  | 2 NASHVILLE 3    |
| <b>2013-14</b> | November 28, 2013 | EDMONTON  | 3 Nashville 0    |
|                | January 26, 2014  | Nashville | 1 EDMONTON 5     |
|                | March 18, 2014    | Nashville | 1 EDMONTON 5     |

NHL & OPPONENTS





# NHL & OPPONENTS

## FLORIDA PANTHERS

### 2011-12 SEASON SERIES

#### @ NASHVILLE

| Date       | Score         | W/Goal           |
|------------|---------------|------------------|
| 15 Oct '13 | FLA 3 @ NSH 4 | Patric Hornqvist |

#### GOALS BY PERIOD

|           | 1st | 2nd | 3rd | OT | Total |
|-----------|-----|-----|-----|----|-------|
| Nashville | 2   | 2   | 4   | 0  | 8     |
| Florida   | 2   | 3   | 2   | 0  | 7     |

#### INDIVIDUAL SCORING

| PLAYER           | PREDATORS |   |   |   |     |     |    |    |
|------------------|-----------|---|---|---|-----|-----|----|----|
|                  | GP        | G | A | P | +/- | PIM | PP | SH |
| Shea Weber       | 2         | 1 | 3 | 4 | 3   | 0   | 0  | 0  |
| Mike Fisher      | 2         | 2 | 1 | 3 | 2   | 2   | 0  | 0  |
| Craig Smith      | 2         | 2 | 1 | 3 | 2   | 2   | 0  | 0  |
| Patric Hornqvist | 2         | 1 | 1 | 2 | 1   | 0   | 1  | 0  |
| Seth Jones       | 2         | 1 | 1 | 2 | 1   | 0   | 0  | 0  |
| David Legwand    | 2         | 0 | 2 | 2 | -2  | 0   | 0  | 0  |
| Colin Wilson     | 2         | 0 | 2 | 2 | 0   | 0   | 0  | 0  |
| Paul Gaustad     | 2         | 1 | 0 | 1 | 1   | 0   | 0  | 0  |
| Gabriel Bourque  | 2         | 0 | 1 | 1 | 2   | 0   | 0  | 0  |
| Filip Forsberg   | 1         | 0 | 1 | 1 | -2  | 0   | 0  | 0  |
| Roman Josi       | 1         | 0 | 1 | 1 | 2   | 0   | 0  | 0  |
| Nick Spaling     | 1         | 0 | 1 | 1 | 0   | 2   | 0  | 0  |
| Matt Cullen      | 2         | 0 | 0 | 0 | 0   | 0   | 0  | 0  |
| Mattias Ekholm   | 2         | 0 | 0 | 0 | -2  | 0   | 0  | 0  |
| Ryan Ellis       | 2         | 0 | 0 | 0 | -1  | 0   | 0  | 0  |
| Matt Hendricks   | 2         | 0 | 0 | 0 | 0   | 0   | 0  | 0  |
| Kevin Klein      | 2         | 0 | 0 | 0 | -2  | 0   | 0  | 0  |
| Eric Nystrom     | 2         | 0 | 0 | 0 | -2  | 0   | 0  | 0  |
| Viktor Stalberg  | 2         | 0 | 0 | 0 | -1  | 0   | 0  | 0  |
| Victor Bartley   | 1         | 0 | 0 | 0 | -1  | 0   | 0  | 0  |

Power Play: 1-4 25.0% / Penalty Killing: 3-3 100.0%

#### @ FLORIDA

| Date         | Score         | W/Goal        |
|--------------|---------------|---------------|
| 4 Jan '14 ** | NSH 4 @ FLA 5 | Tomas Kopecky |

\* overtime \*\* shootout

#### SHOTS BY PERIOD

|           | 1st | 2nd | 3rd | OT | Total |
|-----------|-----|-----|-----|----|-------|
| Nashville | 16  | 21  | 31  | 4  | 72    |
| Florida   | 19  | 15  | 19  | 1  | 54    |

| PLAYER             | PANTHERS |   |   |   |     |     |    |    |
|--------------------|----------|---|---|---|-----|-----|----|----|
|                    | GP       | G | A | P | +/- | PIM | PP | SH |
| Marcel Goc         | 2        | 2 | 1 | 3 | 3   | 0   | 0  | 0  |
| Brad Boyes         | 2        | 1 | 2 | 3 | -2  | 0   | 0  | 0  |
| Jonathan Huberdeau | 2        | 1 | 2 | 3 | 2   | 0   | 0  | 0  |
| Aleksander Barkov  | 2        | 0 | 2 | 2 | -2  | 0   | 0  | 0  |
| Tomas Kopecky      | 2        | 1 | 0 | 1 | 2   | 0   | 0  | 0  |
| Sean Bergenheim    | 1        | 1 | 0 | 1 | -1  | 0   | 0  | 0  |
| Matt Gilroy        | 1        | 1 | 0 | 1 | -1  | 2   | 0  | 0  |
| Tomas Fleischmann  | 2        | 0 | 1 | 1 | -2  | 2   | 0  | 0  |
| Tom Gilbert        | 2        | 0 | 1 | 1 | 0   | 0   | 0  | 0  |
| Shawn Matthias     | 2        | 0 | 1 | 1 | 1   | 0   | 0  | 0  |
| Mike Weaver        | 2        | 0 | 1 | 1 | -2  | 0   | 0  | 0  |
| Scott Gomez        | 1        | 0 | 1 | 1 | 0   | 0   | 0  | 0  |
| Jesse Winchester   | 1        | 0 | 1 | 1 | 1   | 0   | 0  | 0  |
| Krys Barch         | 2        | 0 | 0 | 0 | 0   | 0   | 0  | 0  |
| Nick Bjugstad      | 2        | 0 | 0 | 0 | -1  | 2   | 0  | 0  |
| Brian Campbell     | 2        | 0 | 0 | 0 | -1  | 2   | 0  | 0  |
| Dmitry Kulikov     | 2        | 0 | 0 | 0 | -1  | 0   | 0  | 0  |
| Erik Gudbranson    | 1        | 0 | 0 | 0 | -1  | 0   | 0  | 0  |
| Jimmy Hayes        | 1        | 0 | 0 | 0 | 0   | 0   | 0  | 0  |
| Ed Jovanovski      | 1        | 0 | 0 | 0 | 3   | 0   | 0  | 0  |
| Alex Petrovic      | 1        | 0 | 0 | 0 | 3   | 0   | 0  | 0  |
| Scottie Upshall    | 1        | 0 | 0 | 0 | -1  | 0   | 0  | 0  |
| Kris Versteeg      | 1        | 0 | 0 | 0 | 0   | 0   | 0  | 0  |

Power Play: 0-3 0.0% / Penalty Killing: 3-4 75.0%

#### GOALTENDING

##### PREDATORS

|               | GP | MIN | W-L-OT | GA | SA | SV | GAA  | SV%  |
|---------------|----|-----|--------|----|----|----|------|------|
| Pekka Rinne   | 1  | 60  | 1-0-0  | 3  | 25 | 22 | 3.00 | .880 |
| Marek Mazanec | 1  | 65  | 0-0-1  | 4  | 29 | 25 | 3.70 | .862 |

##### PANTHERS

|                 | GP | MIN | W-L-OT | GA | SA | SV | GAA  | SV%  |
|-----------------|----|-----|--------|----|----|----|------|------|
| Tim Thomas      | 1  | 65  | 1-0-0  | 4  | 42 | 38 | 3.69 | .905 |
| Jacob Markstrom | 1  | 59  | 0-1-0  | 4  | 30 | 26 | 4.08 | .867 |



BB&T Center • One Panthers Parkway  
Sunrise, FL 33323 • (954) 835-7000

GM: Dale Tallon

Head Coach: Gerard Gallant

PR: Justin Copertino, Adeyn Biedenbach, Amanda Cifu

| Season        | OVERALL   |          |          |          |           |           | HOME      |           |          |          |          |           | ROAD      |           |           |          |          |          |          |           |           |
|---------------|-----------|----------|----------|----------|-----------|-----------|-----------|-----------|----------|----------|----------|-----------|-----------|-----------|-----------|----------|----------|----------|----------|-----------|-----------|
|               | GP        | W        | L        | OT       | PTS       | GF        | GA        | GP        | W        | L        | OT       | PTS       | GF        | GA        | GP        | W        | L        | OT       | PTS      | GF        | GA        |
| 1998-99       | 2         | 0        | 2        | 0        | 0         | 1         | 5         | 1         | 0        | 1        | 0        | 0         | 0         | 1         | 1         | 0        | 1        | 0        | 0        | 1         | 4         |
| 1999-00       | 2         | 0        | 2        | 0        | 0         | 4         | 7         | 1         | 0        | 1        | 0        | 0         | 2         | 4         | 1         | 0        | 1        | 0        | 0        | 2         | 3         |
| 2000-01       | 1         | 0        | 0        | 1        | 1         | 3         | 3         | 1         | 0        | 0        | 1        | 1         | 3         | 3         | 0         | 0        | 0        | 0        | 0        | 0         | 0         |
| 2001-02       | 2         | 1        | 0        | 1        | 3         | 3         | 2         | 1         | 1        | 0        | 0        | 2         | 1         | 0         | 1         | 0        | 0        | 1        | 1        | 2         | 2         |
| 2002-03       | 1         | 1        | 0        | 0        | 2         | 3         | 2         | 0         | 0        | 0        | 0        | 0         | 0         | 0         | 1         | 1        | 0        | 0        | 2        | 3         | 2         |
| 2003-04       | 1         | 0        | 0        | 1        | 1         | 2         | 2         | 1         | 0        | 0        | 1        | 1         | 2         | 2         | 0         | 0        | 0        | 0        | 0        | 0         | 0         |
| 2005-06       | 1         | 0        | 1        | 0        | 0         | 3         | 7         | 0         | 0        | 0        | 0        | 0         | 0         | 0         | 1         | 0        | 1        | 0        | 0        | 3         | 7         |
| 2007-08       | 1         | 1        | 0        | 0        | 2         | 4         | 3         | 1         | 1        | 0        | 0        | 2         | 4         | 3         | 0         | 0        | 0        | 0        | 0        | 0         | 0         |
| 2008-09       | 2         | 1        | 1        | 0        | 2         | 3         | 5         | 1         | 1        | 0        | 0        | 2         | 3         | 2         | 1         | 0        | 1        | 0        | 0        | 0         | 3         |
| 2009-10       | 2         | 2        | 0        | 0        | 4         | 7         | 3         | 1         | 1        | 0        | 0        | 2         | 4         | 1         | 1         | 1        | 0        | 0        | 2        | 3         | 2         |
| 2010-11       | 2         | 1        | 1        | 0        | 2         | 5         | 3         | 1         | 1        | 0        | 0        | 2         | 3         | 0         | 1         | 0        | 1        | 0        | 0        | 2         | 3         |
| 2011-12       | 1         | 1        | 0        | 0        | 2         | 3         | 1         | 0         | 0        | 0        | 0        | 0         | 0         | 0         | 1         | 1        | 0        | 0        | 2        | 3         | 1         |
| 2013-14       | 2         | 1        | 0        | 1        | 3         | 8         | 8         | 1         | 1        | 0        | 0        | 2         | 4         | 3         | 1         | 0        | 0        | 1        | 1        | 4         | 5         |
| <b>Totals</b> | <b>20</b> | <b>9</b> | <b>7</b> | <b>4</b> | <b>22</b> | <b>49</b> | <b>51</b> | <b>10</b> | <b>6</b> | <b>2</b> | <b>2</b> | <b>14</b> | <b>26</b> | <b>19</b> | <b>10</b> | <b>3</b> | <b>5</b> | <b>2</b> | <b>8</b> | <b>23</b> | <b>32</b> |

OT column includes both ties and overtime losses in 1999-00, 2000-01 (one home tie), 2001-02 (one road tie), 2002-03 and 2003-04 (one home tie). OT column includes ties in 1998-99.

|                | DATE              | VISITOR   | HOME             |
|----------------|-------------------|-----------|------------------|
| <b>1998-99</b> | October 10, 1998  | FLORIDA   | 1 Nashville 0    |
|                | March 26, 1999    | Nashville | 1 FLORIDA 4      |
| <b>1999-00</b> | December 11, 1999 | FLORIDA   | 4 Nashville 2    |
|                | December 15, 1999 | Nashville | 2 FLORIDA 3      |
| <b>2000-01</b> | October 27, 2000  | Florida   | 3 Nashville 3 OT |
| <b>2001-02</b> | February 12, 2002 | Florida   | 0 NASHVILLE 1    |
|                | March 9, 2002     | Nashville | 2 Florida 2 OT   |
| <b>2002-03</b> | December 23, 2002 | NASHVILLE | 3 Florida 2 OT   |
| <b>2003-04</b> | December 13, 2003 | Florida   | 2 Nashville 2 OT |
| <b>2005-06</b> | December 13, 2005 | Nashville | 3 FLORIDA 7      |
| <b>2007-08</b> | October 27, 2007  | Florida   | 3 NASHVILLE 4    |

|                | DATE              | VISITOR   | HOME             |
|----------------|-------------------|-----------|------------------|
| <b>2008-09</b> | November 1, 2008  | Florida   | 2 NASHVILLE 3 SO |
|                | December 23, 2008 | Nashville | 0 FLORIDA 3      |
| <b>2009-10</b> | November 28, 2009 | Florida   | 1 NASHVILLE 4    |
|                | March 29, 2010    | NASHVILLE | 3 Florida 2 OT   |
| <b>2010-11</b> | December 11, 2010 | Florida   | 0 NASHVILLE 3    |
|                | January 13, 2011  | Nashville | 2 FLORIDA 3      |
| <b>2011-12</b> | March 3, 2012     | NASHVILLE | 3 Florida 1      |
| <b>2013-14</b> | October 15, 2013  | Florida   | 3 NASHVILLE 4    |
|                | January 4, 2014   | Nashville | 4 FLORIDA 5 SO   |

NHL & OPPONENTS



# NHL & OPPONENTS

## LOS ANGELES KINGS

### 2013-14 SEASON SERIES

#### @ NASHVILLE

| Date          | Score        | W/Goal       |
|---------------|--------------|--------------|
| 28 Dec '13    | LA 2 @ NSH 3 | Mike Fisher  |
| 17 Oct '13 ** | LA 2 @ NSH 1 | Anze Kopitar |

#### GOALS BY PERIOD

|             | 1st | 2nd | 3rd | OT | Total |
|-------------|-----|-----|-----|----|-------|
| Nashville   | 4   | 1   | 3   | 0  | 8     |
| Los Angeles | 2   | 1   | 3   | 0  | 6     |

#### INDIVIDUAL SCORING

| PLAYER           | PREDATORS |   |   |   |     |     |    |    |
|------------------|-----------|---|---|---|-----|-----|----|----|
|                  | GP        | G | A | P | +/- | PIM | PP | SH |
| Patric Hornqvist | 3         | 1 | 4 | 5 | 3   | 0   | 0  | 0  |
| Mike Fisher      | 3         | 2 | 2 | 4 | 1   | 0   | 1  | 0  |
| Seth Jones       | 3         | 0 | 3 | 3 | 2   | 0   | 0  | 0  |
| David Legwand    | 3         | 2 | 0 | 2 | 1   | 0   | 1  | 0  |
| Shea Weber       | 3         | 1 | 1 | 2 | 0   | 2   | 1  | 0  |
| Matt Cullen      | 3         | 1 | 0 | 1 | 0   | 0   | 0  | 0  |
| Eric Nystrom     | 3         | 1 | 0 | 1 | 1   | 0   | 0  | 0  |
| Mattias Ekholm   | 3         | 0 | 1 | 1 | 2   | 0   | 0  | 0  |
| Craig Smith      | 3         | 0 | 1 | 1 | 0   | 0   | 0  | 0  |
| Colin Wilson     | 3         | 0 | 1 | 1 | 1   | 0   | 0  | 0  |
| Gabriel Bourque  | 2         | 0 | 1 | 1 | 0   | 0   | 0  | 0  |
| Ryan Ellis       | 3         | 0 | 0 | 0 | 1   | 2   | 0  | 0  |
| Paul Gaustad     | 3         | 0 | 0 | 0 | -1  | 8   | 0  | 0  |
| Kevin Klein      | 3         | 0 | 0 | 0 | -2  | 0   | 0  | 0  |
| Viktor Stalberg  | 3         | 0 | 0 | 0 | 0   | 2   | 0  | 0  |
| Filip Forsberg   | 2         | 0 | 0 | 0 | -1  | 0   | 0  | 0  |
| Matt Hendricks   | 2         | 0 | 0 | 0 | 0   | 5   | 0  | 0  |
| Roman Josi       | 2         | 0 | 0 | 0 | -2  | 0   | 0  | 0  |
| Nick Spaling     | 2         | 0 | 0 | 0 | -2  | 2   | 0  | 0  |
| Victor Bartley   | 1         | 0 | 0 | 0 | 1   | 2   | 0  | 0  |
| Rich Clune       | 1         | 0 | 0 | 0 | -1  | 17  | 0  | 0  |

Power Play: 3-12 25.0% / Penalty Killing: 7-9 77.8%

#### @ LOS ANGELES

| Date      | Score        | W/Goal        |
|-----------|--------------|---------------|
| 2 Nov '13 | NSH 4 @ LA 3 | David Legwand |

\* overtime \*\* shootout

#### SHOTS BY PERIOD

|             | 1st | 2nd | 3rd | OT | Total |
|-------------|-----|-----|-----|----|-------|
| Nashville   | 28  | 25  | 28  | 2  | 83    |
| Los Angeles | 40  | 23  | 31  | 2  | 96    |

| PLAYER          | KINGS |   |   |   |     |     |    |    |
|-----------------|-------|---|---|---|-----|-----|----|----|
|                 | GP    | G | A | P | +/- | PIM | PP | SH |
| Anze Kopitar    | 3     | 2 | 2 | 4 | 2   | 0   | 1  | 0  |
| Mike Richards   | 3     | 1 | 1 | 2 | -1  | 0   | 1  | 0  |
| Slava Voynov    | 3     | 1 | 1 | 2 | -1  | 2   | 0  | 0  |
| Jeff Carter     | 2     | 1 | 1 | 2 | 2   | 0   | 0  | 0  |
| Jake Muzzin     | 2     | 0 | 2 | 2 | 0   | 2   | 0  | 0  |
| Dustin Brown    | 3     | 1 | 0 | 1 | -1  | 0   | 0  | 0  |
| Drew Doughty    | 3     | 0 | 1 | 1 | 0   | 2   | 0  | 0  |
| Dwight King     | 3     | 0 | 1 | 1 | -1  | 0   | 0  | 0  |
| Justin Williams | 3     | 0 | 1 | 1 | -2  | 2   | 0  | 0  |
| Tyler Toffoli   | 2     | 0 | 1 | 1 | 1   | 2   | 0  | 0  |
| Kyle Clifford   | 3     | 0 | 0 | 0 | 1   | 9   | 0  | 0  |
| Matt Greene     | 3     | 0 | 0 | 0 | 0   | 2   | 0  | 0  |
| Trevor Lewis    | 3     | 0 | 0 | 0 | 0   | 0   | 0  | 0  |
| Willie Mitchell | 3     | 0 | 0 | 0 | -1  | 0   | 0  | 0  |
| Robyn Regehr    | 3     | 0 | 0 | 0 | -1  | 2   | 0  | 0  |
| Jarret Stoll    | 3     | 0 | 0 | 0 | -2  | 0   | 0  | 0  |
| Daniel Carcillo | 2     | 0 | 0 | 0 | 0   | 7   | 0  | 0  |
| Matt Frattin    | 2     | 0 | 0 | 0 | -1  | 2   | 0  | 0  |
| Alec Martinez   | 2     | 0 | 0 | 0 | 1   | 2   | 0  | 0  |
| Jordan Nolan    | 2     | 0 | 0 | 0 | 0   | 2   | 0  | 0  |
| Colin Fraser    | 1     | 0 | 0 | 0 | 0   | 0   | 0  | 0  |

Power Play: 2-9 22.2% / Penalty Killing: 9-12 75.0%

#### GOALTENDING

##### PREDATORS

|               | GP | MIN | W-L-OT | GA | SA | SV | GAA  | SV%  |
|---------------|----|-----|--------|----|----|----|------|------|
| Marek Mazanec | 1  | 60  | 1-0-0  | 2  | 28 | 26 | 2.00 | .929 |
| Carter Hutton | 1  | 60  | 1-0-0  | 3  | 38 | 35 | 3.00 | .921 |
| Pekka Rinne   | 1  | 65  | 0-0-1  | 1  | 30 | 29 | 0.92 | .967 |

##### KINGS

|                | GP | MIN | W-L-OT | GA | SA | SV | GAA  | SV%  |
|----------------|----|-----|--------|----|----|----|------|------|
| Jonathan Quick | 2  | 123 | 1-1-0  | 5  | 52 | 47 | 2.43 | .904 |
| Ben Scrivens   | 1  | 59  | 0-1-0  | 3  | 31 | 28 | 3.05 | .903 |



555 N. Nash St.  
 El Segundo, CA 90245 • (310) 535-4500  
 GM: Dean Lombardi  
 Head Coach: Darryl Sutter  
 PR: Mike Altieri, Jeff Moeller,  
 Mike Kalinowski, Eddie Fischerman

| Season        | OVERALL   |           |           |          |           |            | HOME       |           |           |           |          |           | ROAD      |           |           |           |           |          |           |           |           |   |
|---------------|-----------|-----------|-----------|----------|-----------|------------|------------|-----------|-----------|-----------|----------|-----------|-----------|-----------|-----------|-----------|-----------|----------|-----------|-----------|-----------|---|
|               | GP        | W         | L         | OT       | PTS       | GF         | GA         | GP        | W         | L         | OT       | PTS       | GF        | GA        | GP        | W         | L         | OT       | PTS       | GF        | GA        |   |
| 1998-99       | 4         | 3         | 1         | 0        | 6         | 13         | 10         | 2         | 1         | 1         | 0        | 2         | 6         | 6         | 2         | 2         | 0         | 0        | 4         | 7         | 4         | 4 |
| 1999-00       | 4         | 1         | 2         | 1        | 3         | 6          | 12         | 2         | 0         | 2         | 0        | 0         | 2         | 8         | 2         | 1         | 0         | 1        | 3         | 4         | 4         | 4 |
| 2000-01       | 4         | 1         | 2         | 1        | 3         | 9          | 11         | 2         | 0         | 1         | 1        | 1         | 2         | 3         | 2         | 1         | 1         | 0        | 2         | 7         | 8         | 4 |
| 2001-02       | 4         | 0         | 3         | 1        | 1         | 5          | 10         | 2         | 0         | 1         | 1        | 1         | 3         | 4         | 2         | 0         | 2         | 0        | 0         | 2         | 6         | 6 |
| 2002-03       | 4         | 1         | 2         | 1        | 3         | 10         | 14         | 2         | 0         | 2         | 0        | 0         | 2         | 6         | 2         | 1         | 0         | 1        | 3         | 8         | 8         | 8 |
| 2003-04       | 4         | 0         | 3         | 1        | 1         | 1          | 10         | 2         | 0         | 1         | 1        | 1         | 1         | 4         | 2         | 0         | 2         | 0        | 0         | 0         | 6         | 6 |
| 2005-06       | 4         | 2         | 1         | 1        | 5         | 13         | 14         | 2         | 2         | 0         | 0        | 4         | 7         | 5         | 2         | 0         | 1         | 1        | 1         | 6         | 9         | 9 |
| 2006-07       | 4         | 3         | 1         | 0        | 6         | 18         | 8          | 2         | 1         | 1         | 0        | 2         | 8         | 4         | 2         | 2         | 0         | 0        | 4         | 10        | 4         | 4 |
| 2007-08       | 4         | 2         | 2         | 0        | 4         | 12         | 13         | 2         | 1         | 1         | 0        | 2         | 5         | 7         | 2         | 1         | 1         | 0        | 2         | 7         | 6         | 6 |
| 2008-09       | 4         | 4         | 0         | 0        | 8         | 16         | 11         | 2         | 2         | 0         | 0        | 4         | 9         | 7         | 2         | 2         | 0         | 0        | 4         | 7         | 4         | 4 |
| 2009-10       | 4         | 3         | 1         | 0        | 6         | 10         | 7          | 2         | 1         | 1         | 0        | 2         | 4         | 4         | 2         | 2         | 0         | 0        | 4         | 6         | 3         | 3 |
| 2010-11       | 4         | 1         | 3         | 0        | 2         | 9          | 16         | 2         | 0         | 2         | 0        | 0         | 3         | 10        | 2         | 1         | 1         | 0        | 2         | 6         | 6         | 6 |
| 2011-12       | 4         | 1         | 3         | 0        | 2         | 11         | 14         | 2         | 1         | 1         | 0        | 2         | 6         | 6         | 2         | 0         | 2         | 0        | 0         | 5         | 8         | 8 |
| 2012-13       | 3         | 2         | 1         | 0        | 4         | 6          | 6          | 2         | 1         | 0         | 0        | 2         | 3         | 0         | 2         | 1         | 1         | 0        | 2         | 3         | 6         | 6 |
| 2013-14       | 3         | 2         | 0         | 1        | 5         | 8          | 7          | 2         | 1         | 0         | 1        | 3         | 4         | 4         | 1         | 1         | 0         | 0        | 2         | 4         | 3         | 3 |
| <b>Totals</b> | <b>58</b> | <b>26</b> | <b>25</b> | <b>7</b> | <b>59</b> | <b>147</b> | <b>163</b> | <b>29</b> | <b>11</b> | <b>14</b> | <b>4</b> | <b>26</b> | <b>65</b> | <b>78</b> | <b>29</b> | <b>15</b> | <b>11</b> | <b>3</b> | <b>33</b> | <b>82</b> | <b>85</b> |   |

OT column includes both ties and overtime losses in 1999-00 (one road OTL), 2000-01 (one home tie), 2001-02 (one home tie), 2002-03 (one road OTL) and 2003-04 (one home tie). OT column includes ties in 1998-99.

| DATE           | VISITOR           | HOME               | DATE        | VISITOR            | HOME           |                   |                   |                    |                    |                  |                    |    |    |
|----------------|-------------------|--------------------|-------------|--------------------|----------------|-------------------|-------------------|--------------------|--------------------|------------------|--------------------|----|----|
| <b>1998-99</b> | November 12, 1998 | <b>NASHVILLE</b> 3 | Los Angeles | 1                  | <b>2007-08</b> | October 23, 2007  | Nashville         | 0                  | <b>LOS ANGELES</b> | 6                |                    |    |    |
|                | March 4, 1999     | <b>NASHVILLE</b> 4 | Los Angeles | 3                  |                | December 22, 2007 | Los Angeles       | 3                  | <b>NASHVILLE</b>   | 4                |                    |    |    |
|                | April 3, 1999     | Los Angeles        | 2           | <b>NASHVILLE</b>   | 3              |                   | January 8, 2008   | <b>NASHVILLE</b>   | 7                  | Los Angeles      | 0                  |    |    |
|                | April 12, 1999    | <b>LOS ANGELES</b> | 4           | Nashville          | 3              |                   | March 13, 2008    | <b>LOS ANGELES</b> | 4                  | Nashville        | 1                  |    |    |
| <b>1999-00</b> | October 2, 1999   | <b>LOS ANGELES</b> | 2           | Nashville          | 0              | <b>2008-09</b>    | October 25, 2008  | Los Angeles        | 4                  | <b>NASHVILLE</b> | 5                  |    |    |
|                | January 27, 2000  | <b>LOS ANGELES</b> | 6           | Nashville          | 2              |                   | November 15, 2008 | <b>NASHVILLE</b>   | 3                  | Los Angeles      | 1                  |    |    |
|                | March 4, 2000     | Nashville          | 2           | <b>LOS ANGELES</b> | 3              | OT                | March 16, 2009    | <b>NASHVILLE</b>   | 4                  | Los Angeles      | 3                  |    |    |
|                | March 19, 2000    | <b>NASHVILLE</b>   | 2           | Los Angeles        | 1              | OT                | March 28, 2009    | Los Angeles        | 3                  | <b>NASHVILLE</b> | 4                  | OT |    |
| <b>2000-01</b> | October 17, 2000  | Los Angeles        | 1           | Nashville          | 1              | OT                | <b>2009-10</b>    | November 7, 2009   | <b>NASHVILLE</b>   | 3                | Los Angeles        | 1  |    |
|                | February 1, 2001  | <b>NASHVILLE</b>   | 6           | Los Angeles        | 4              |                   | March 4, 2010     | Los Angeles        | 2                  | <b>NASHVILLE</b> | 4                  |    |    |
|                | February 27, 2001 | <b>LOS ANGELES</b> | 2           | Nashville          | 1              |                   | March 14, 2010    | <b>NASHVILLE</b>   | 3                  | Los Angeles      | 2                  |    |    |
|                | March 8, 2001     | Nashville          | 1           | <b>LOS ANGELES</b> | 4              |                   | March 30, 2010    | <b>LOS ANGELES</b> | 2                  | Nashville        | 0                  |    |    |
| <b>2001-02</b> | December 1, 2001  | Nashville          | 2           | <b>LOS ANGELES</b> | 4              |                   | <b>2010-11</b>    | November 6, 2010   | Nashville          | 1                | <b>LOS ANGELES</b> | 4  |    |
|                | December 11, 2001 | Los Angeles        | 1           | Nashville          | 1              | OT                |                   | December 18, 2010  | <b>LOS ANGELES</b> | 6                | Nashville          | 1  |    |
|                | January 15, 2002  | Nashville          | 0           | <b>LOS ANGELES</b> | 2              |                   |                   | January 6, 2011    | <b>NASHVILLE</b>   | 5                | Los Angeles        | 2  |    |
|                | March 7, 2002     | <b>LOS ANGELES</b> | 3           | Nashville          | 2              |                   |                   | March 15, 2011     | <b>LOS ANGELES</b> | 4                | Nashville          | 2  |    |
| <b>2002-03</b> | November 2, 2002  | Nashville          | 5           | <b>LOS ANGELES</b> | 6              | OT                | <b>2011-12</b>    | November 8, 2011   | Nashville          | 3                | <b>LOS ANGELES</b> | 4  |    |
|                | December 5, 2002  | <b>NASHVILLE</b>   | 3           | Los Angeles        | 2              |                   |                   | February 27, 2012  | Los Angeles        | 1                | <b>NASHVILLE</b>   | 2  |    |
|                | December 10, 2002 | <b>LOS ANGELES</b> | 3           | Nashville          | 0              |                   |                   | March 6, 2012      | <b>LOS ANGELES</b> | 5                | Nashville          | 4  |    |
|                | February 11, 2003 | <b>LOS ANGELES</b> | 3           | Nashville          | 2              |                   |                   | March 17, 2012     | Nashville          | 2                | <b>LOS ANGELES</b> | 4  |    |
| <b>2003-04</b> | November 19, 2003 | Nashville          | 0           | <b>LOS ANGELES</b> | 3              |                   | <b>2012-13</b>    | January 31, 2013   | <b>NASHVILLE</b>   | 2                | Los Angeles        | 1  | SO |
|                | December 11, 2003 | <b>LOS ANGELES</b> | 4           | Nashville          | 1              |                   |                   | February 7, 2013   | Los Angeles        | 0                | <b>NASHVILLE</b>   | 3  |    |
|                | January 13, 2004  | Los Angeles        | 0           | Nashville          | 0              | OT                |                   | March 4, 2013      | Nashville          | 1                | <b>LOS ANGELES</b> | 5  |    |
|                | February 23, 2004 | Nashville          | 0           | <b>LOS ANGELES</b> | 3              |                   | <b>2013-14</b>    | October 17, 2013   | <b>LOS ANGELES</b> | 2                | Nashville          | 1  | SO |
| <b>2005-06</b> | November 5, 2005  | Nashville          | 2           | <b>LOS ANGELES</b> | 3              | SO                |                   | November 2, 2013   | <b>NASHVILLE</b>   | 4                | Los Angeles        | 3  |    |
|                | November 15, 2005 | Los Angeles        | 2           | <b>NASHVILLE</b>   | 3              |                   |                   | December 28, 2013  | Los Angeles        | 2                | <b>NASHVILLE</b>   | 3  |    |
|                | November 24, 2005 | Los Angeles        | 3           | <b>NASHVILLE</b>   | 4              |                   |                   |                    |                    |                  |                    |    |    |
|                | March 25, 2006    | Nashville          | 4           | <b>LOS ANGELES</b> | 6              |                   |                   |                    |                    |                  |                    |    |    |
| <b>2006-07</b> | December 7, 2006  | <b>NASHVILLE</b>   | 4           | Los Angeles        | 1              |                   |                   |                    |                    |                  |                    |    |    |
|                | December 23, 2006 | Los Angeles        | 0           | <b>NASHVILLE</b>   | 7              |                   |                   |                    |                    |                  |                    |    |    |
|                | February 10, 2007 | <b>LOS ANGELES</b> | 4           | Nashville          | 1              |                   |                   |                    |                    |                  |                    |    |    |
|                | March 3, 2007     | <b>NASHVILLE</b>   | 6           | Los Angeles        | 3              |                   |                   |                    |                    |                  |                    |    |    |

NHL & OPPONENTS



# NHL & OPPONENTS

## MINNESOTA WILD

### 2013-14 SEASON SERIES

#### @ NASHVILLE

| Date       | Score         | W/Goal       |
|------------|---------------|--------------|
| 12 Jan '14 | MIN 4 @ NSH 0 | Dany Heatley |
| 8 Oct '13  | MIN 2 @ NSH 3 | Eric Nystrom |

#### GOALS BY PERIOD

|           | 1st | 2nd | 3rd | OT | Total |
|-----------|-----|-----|-----|----|-------|
| Nashville | 5   | 5   | 2   | 0  | 12    |
| Minnesota | 7   | 3   | 3   | 1  | 14    |

#### INDIVIDUAL SCORING

| PLAYER            | PREDATORS |   |   |   |     |     |    |    |
|-------------------|-----------|---|---|---|-----|-----|----|----|
|                   | GP        | G | A | P | +/- | PIM | PP | SH |
| Craig Smith       | 5         | 4 | 2 | 6 | 1   | 0   | 1  | 0  |
| Calle Jarnkrok    | 1         | 1 | 2 | 3 | 3   | 0   | 0  | 0  |
| Ryan Ellis        | 5         | 1 | 1 | 2 | -1  | 2   | 0  | 0  |
| Colin Wilson      | 5         | 1 | 1 | 2 | -2  | 0   | 1  | 0  |
| Roman Josi        | 3         | 1 | 1 | 2 | 0   | 0   | 0  | 0  |
| Patric Hornqvist  | 5         | 0 | 2 | 2 | -3  | 2   | 0  | 0  |
| Nick Spaling      | 3         | 0 | 2 | 2 | 1   | 0   | 0  | 0  |
| Rich Clune        | 5         | 1 | 0 | 1 | 0   | 30  | 0  | 0  |
| Eric Nystrom      | 5         | 1 | 0 | 1 | 0   | 5   | 0  | 0  |
| Shea Weber        | 5         | 1 | 0 | 1 | -1  | 10  | 1  | 0  |
| Filip Forsberg    | 1         | 1 | 0 | 1 | 0   | 2   | 1  | 0  |
| Matt Cullen       | 5         | 0 | 1 | 1 | -2  | 2   | 0  | 0  |
| Paul Gaustad      | 5         | 0 | 1 | 1 | 0   | 5   | 0  | 0  |
| Seth Jones        | 5         | 0 | 1 | 1 | -3  | 2   | 0  | 0  |
| Victor Bartley    | 4         | 0 | 1 | 1 | 2   | 2   | 0  | 0  |
| Mattias Ekholm    | 4         | 0 | 1 | 1 | -1  | 0   | 0  | 0  |
| Mike Fisher       | 4         | 0 | 1 | 1 | -2  | 2   | 0  | 0  |
| Gabriel Bourque   | 4         | 0 | 0 | 0 | 0   | 0   | 0  | 0  |
| David Legwand     | 4         | 0 | 0 | 0 | -3  | 0   | 0  | 0  |
| Matt Hendricks    | 3         | 0 | 0 | 0 | 0   | 2   | 0  | 0  |
| Kevin Klein       | 3         | 0 | 0 | 0 | -1  | 0   | 0  | 0  |
| Viktor Stalberg   | 3         | 0 | 0 | 0 | -2  | 0   | 0  | 0  |
| Taylor Beck       | 1         | 0 | 0 | 0 | 0   | 2   | 0  | 0  |
| Michael Del Zotto | 1         | 0 | 0 | 0 | -1  | 0   | 0  | 0  |
| Simon Moser       | 1         | 0 | 0 | 0 | 0   | 0   | 0  | 0  |

Power Play: 4-14 28.6% / Penalty Killing: 12-16 75.0%

#### @ MINNESOTA

| Date        | Score         | W/Goal            |
|-------------|---------------|-------------------|
| 13 Apr '14  | NSH 7 @ MIN 3 | Roman Josi        |
| 6 Feb '14 * | NSH 2 @ MIN 3 | Nino Niederreiter |
| 22 Oct '13  | NSH 0 @ MIN 2 | Justin Fontaine   |

\* overtime \*\* shootout

#### SHOTS BY PERIOD

|           | 1st | 2nd | 3rd | OT | Total |
|-----------|-----|-----|-----|----|-------|
| Nashville | 37  | 32  | 45  | 1  | 115   |
| Minnesota | 58  | 43  | 47  | 3  | 151   |

| PLAYER            | WILD |   |   |   |     |     |    |    |
|-------------------|------|---|---|---|-----|-----|----|----|
|                   | GP   | G | A | P | +/- | PIM | PP | SH |
| Zach Parise       | 4    | 3 | 2 | 5 | -2  | 4   | 3  | 0  |
| Jason Pominville  | 5    | 2 | 3 | 5 | 0   | 0   | 0  | 0  |
| Nino Niederreiter | 5    | 1 | 3 | 4 | 3   | 4   | 0  | 0  |
| Dany Heatley      | 4    | 1 | 2 | 3 | 1   | 2   | 0  | 0  |
| Jared Spurgeon    | 4    | 1 | 2 | 3 | -1  | 2   | 1  | 0  |
| Mikko Koivu       | 3    | 0 | 3 | 3 | 1   | 4   | 0  | 0  |
| Justin Fontaine   | 5    | 1 | 1 | 2 | 2   | 4   | 0  | 0  |
| Erik Haula        | 3    | 1 | 1 | 2 | 1   | 0   | 0  | 0  |
| Ryan Suter        | 5    | 0 | 2 | 2 | 3   | 0   | 0  | 0  |
| Kyle Brodziak     | 4    | 0 | 2 | 3 | 2   | 0   | 0  | 0  |
| Mikael Granlund   | 4    | 0 | 2 | 2 | 1   | 0   | 0  | 0  |
| Charlie Coyle     | 3    | 0 | 2 | 2 | -1  | 0   | 0  | 0  |
| Jonas Brodin      | 5    | 1 | 0 | 1 | -2  | 2   | 0  | 0  |
| Matt Cooke        | 5    | 1 | 0 | 1 | 2   | 2   | 0  | 0  |
| Marco Scandella   | 4    | 1 | 0 | 1 | 2   | 0   | 0  | 0  |
| Jason Zucker      | 3    | 1 | 0 | 1 | 1   | 0   | 0  | 0  |
| Clayton Stoner    | 5    | 0 | 1 | 1 | 2   | 11  | 0  | 0  |
| Matt Moulson      | 1    | 0 | 1 | 1 | 0   | 2   | 0  | 0  |
| Torrey Mitchell   | 4    | 0 | 0 | 0 | 0   | 0   | 0  | 0  |
| Nate Prosser      | 4    | 0 | 0 | 0 | 2   | 5   | 0  | 0  |
| Stephane Veilleux | 3    | 0 | 0 | 0 | 0   | 0   | 0  | 0  |
| Keith Ballard     | 2    | 0 | 0 | 0 | 0   | 0   | 0  | 0  |
| Jonathon Blum     | 2    | 0 | 0 | 0 | -1  | 0   | 0  | 0  |
| Zenon Konopka     | 2    | 0 | 0 | 0 | 0   | 10  | 0  | 0  |
| Cody McCormick    | 1    | 0 | 0 | 0 | -2  | 2   | 0  | 0  |

Power Play: 4-16 25.0% / Penalty Killing: 10-14 71.4%

#### GOALTENDING

##### PREDATORS

|               | GP | MIN | W-L-OT | GA | SA | SV | GAA  | SV%  |
|---------------|----|-----|--------|----|----|----|------|------|
| Carter Hutton | 2  | 122 | 1-0-1  | 6  | 65 | 59 | 2.95 | .908 |
| Pekka Rinne   | 2  | 119 | 1-1-0  | 3  | 62 | 59 | 1.51 | .952 |
| Marek Mazanec | 1  | 60  | 0-1-0  | 4  | 23 | 19 | 4.00 | .826 |

##### WILD

|                  | GP | MIN | W-L-OT | GA | SA | SV | GAA   | SV%  |
|------------------|----|-----|--------|----|----|----|-------|------|
| Darcy Kuemper    | 2  | 122 | 2-0-0  | 2  | 41 | 39 | 0.98  | .951 |
| Josh Harding     | 2  | 108 | 1-1-0  | 1  | 36 | 35 | 0.56  | .972 |
| John Curry       | 1  | 20  | 0-0-0  | 2  | 12 | 10 | 6.00  | .833 |
| Ilya Bryzgalov   | 1  | 40  | 0-1-0  | 5  | 21 | 16 | 7.50  | .762 |
| Niklas Backstrom | 1  | 11  | 0-0-0  | 2  | 5  | 3  | 10.68 | .600 |





Xcel Energy Center • 317 Washington St.  
St. Paul, MN 55102 • (651) 602-6000

GM: Chuck Fletcher

Head Coach: Mike Yeo

PR: Aaron Sickman, Carly Peters, Deb Hanson

| Season        | OVERALL   |           |           |           |           |            |            |  | HOME      |           |          |          |           |           |           |  | ROAD      |          |           |          |           |           |           |  |
|---------------|-----------|-----------|-----------|-----------|-----------|------------|------------|--|-----------|-----------|----------|----------|-----------|-----------|-----------|--|-----------|----------|-----------|----------|-----------|-----------|-----------|--|
|               | GP        | W         | L         | OT        | PTS       | GF         | GA         |  | GP        | W         | L        | OT       | PTS       | GF        | GA        |  | GP        | W        | L         | OT       | PTS       | GF        | GA        |  |
| 2000-01       | 4         | 3         | 0         | 1         | 7         | 8          | 3          |  | 2         | 2         | 0        | 0        | 4         | 6         | 2         |  | 2         | 1        | 0         | 1        | 3         | 2         | 1         |  |
| 2001-02       | 4         | 1         | 2         | 1         | 3         | 11         | 12         |  | 2         | 0         | 1        | 1        | 1         | 4         | 6         |  | 2         | 1        | 1         | 0        | 2         | 7         | 6         |  |
| 2002-03       | 4         | 1         | 2         | 1         | 3         | 8          | 10         |  | 2         | 1         | 0        | 1        | 3         | 5         | 3         |  | 2         | 0        | 2         | 0        | 0         | 3         | 7         |  |
| 2003-04       | 4         | 2         | 0         | 2         | 6         | 12         | 6          |  | 2         | 2         | 0        | 0        | 4         | 6         | 0         |  | 2         | 0        | 0         | 2        | 2         | 6         | 6         |  |
| 2005-06       | 4         | 2         | 2         | 0         | 4         | 9          | 12         |  | 2         | 2         | 0        | 0        | 4         | 6         | 3         |  | 2         | 0        | 2         | 0        | 0         | 3         | 9         |  |
| 2006-07       | 4         | 1         | 2         | 1         | 3         | 16         | 20         |  | 2         | 0         | 1        | 1        | 1         | 7         | 11        |  | 2         | 1        | 1         | 0        | 2         | 9         | 9         |  |
| 2007-08       | 4         | 1         | 2         | 1         | 3         | 13         | 13         |  | 2         | 1         | 1        | 0        | 2         | 7         | 5         |  | 2         | 0        | 1         | 1        | 1         | 6         | 8         |  |
| 2008-09       | 4         | 2         | 2         | 0         | 4         | 9          | 14         |  | 2         | 1         | 1        | 0        | 2         | 3         | 6         |  | 2         | 1        | 1         | 0        | 2         | 6         | 8         |  |
| 2009-10       | 4         | 2         | 1         | 1         | 5         | 16         | 13         |  | 2         | 1         | 1        | 0        | 2         | 8         | 5         |  | 2         | 1        | 0         | 1        | 3         | 8         | 8         |  |
| 2010-11       | 4         | 3         | 1         | 0         | 6         | 15         | 7          |  | 2         | 2         | 0        | 0        | 4         | 9         | 1         |  | 2         | 1        | 1         | 0        | 2         | 6         | 6         |  |
| 2011-12       | 4         | 3         | 1         | 0         | 6         | 11         | 9          |  | 2         | 2         | 0        | 0        | 4         | 4         | 2         |  | 2         | 1        | 1         | 0        | 2         | 7         | 7         |  |
| 2012-13       | 3         | 1         | 0         | 2         | 4         | 5          | 5          |  | 1         | 0         | 0        | 1        | 1         | 1         | 2         |  | 2         | 1        | 0         | 1        | 3         | 4         | 3         |  |
| 2013-14       | 5         | 2         | 2         | 1         | 5         | 12         | 14         |  | 2         | 1         | 1        | 0        | 2         | 3         | 6         |  | 3         | 1        | 1         | 1        | 3         | 9         | 8         |  |
| <b>Totals</b> | <b>52</b> | <b>24</b> | <b>17</b> | <b>11</b> | <b>59</b> | <b>145</b> | <b>138</b> |  | <b>25</b> | <b>15</b> | <b>6</b> | <b>4</b> | <b>34</b> | <b>69</b> | <b>52</b> |  | <b>27</b> | <b>9</b> | <b>11</b> | <b>7</b> | <b>25</b> | <b>76</b> | <b>86</b> |  |

OT column includes both ties and overtime losses in 2000-01 (one home tie), 2001-02 (one home tie), 2002-03 (one home tie) and 2003-04 (two road ties).

| Season  | DATE              | VISITOR   | HOME  |           | Season | DATE             | VISITOR           | HOME              |           |           |           |    |    |
|---------|-------------------|-----------|-------|-----------|--------|------------------|-------------------|-------------------|-----------|-----------|-----------|----|----|
|         |                   |           | Score | OT        |        |                  |                   | Score             | OT        |           |           |    |    |
| 2000-01 | December 10, 2000 | NASHVILLE | 2     | Minnesota | 1      | 2008-09          | November 29, 2008 | MINNESOTA         | 6         | Nashville | 2         |    |    |
|         | February 24, 2001 | Minnesota | 1     | NASHVILLE | 2      |                  | December 6, 2008  | Minnesota         | 0         | NASHVILLE | 1         |    |    |
|         | March 21, 2001    | Nashville | 0     | Minnesota | 0      |                  | OT                | February 6, 2009  | NASHVILLE | 2         | Minnesota | 0  |    |
|         | March 31, 2001    | Minnesota | 1     | NASHVILLE | 4      |                  | April 10, 2009    | Nashville         | 4         | MINNESOTA | 8         |    |    |
| 2001-02 | October 30, 2001  | MINNESOTA | 4     | Nashville | 2      | 2009-10          | October 28, 2009  | NASHVILLE         | 4         | Minnesota | 3         |    |    |
|         | October 31, 2001  | NASHVILLE | 6     | Minnesota | 4      |                  | December 2, 2009  | Nashville         | 4         | MINNESOTA | 5         | OT |    |
|         | January 4, 2002   | Nashville | 1     | MINNESOTA | 2      |                  | December 5, 2009  | MINNESOTA         | 5         | Nashville | 3         |    |    |
|         | January 10, 2002  | Minnesota | 2     | Nashville | 2      |                  | OT                | March 18, 2010    | Minnesota | 0         | NASHVILLE | 5  |    |
| 2002-03 | November 23, 2002 | Nashville | 2     | MINNESOTA | 4      | 2010-11          | November 26, 2010 | Nashville         | 2         | MINNESOTA | 5         |    |    |
|         | December 14, 2002 | Minnesota | 1     | NASHVILLE | 3      |                  | December 31, 2010 | NASHVILLE         | 4         | Minnesota | 1         |    |    |
|         | March 6, 2003     | Minnesota | 2     | Nashville | 2      |                  | OT                | January 11, 2011  | Minnesota | 1         | NASHVILLE | 5  |    |
|         | March 14, 2003    | Nashville | 1     | MINNESOTA | 3      |                  | March 10, 2011    | Minnesota         | 0         | NASHVILLE | 4         |    |    |
| 2003-04 | December 23, 2003 | Nashville | 3     | Minnesota | 3      | OT               | 2011-12           | November 23, 2011 | Nashville | 2         | MINNESOTA | 3  |    |
|         | January 12, 2004  | Nashville | 3     | Minnesota | 3      | OT               |                   | December 28, 2011 | Minnesota | 1         | NASHVILLE | 2  | SO |
|         | January 19, 2004  | Minnesota | 0     | NASHVILLE | 2      | January 31, 2012 |                   | NASHVILLE         | 5         | Minnesota | 4         |    |    |
|         | February 26, 2004 | Minnesota | 0     | NASHVILLE | 4      | April 3, 2012    |                   | Minnesota         | 1         | NASHVILLE | 2         | SO |    |
| 2005-06 | November 19, 2005 | Nashville | 2     | MINNESOTA | 4      | 2012-13          | January 22, 2013  | NASHVILLE         | 3         | Minnesota | 1         |    |    |
|         | December 1, 2005  | Minnesota | 1     | NASHVILLE | 2      |                  | February 9, 2013  | Nashville         | 1         | MINNESOTA | 2         | OT |    |
|         | January 26, 2006  | Nashville | 1     | MINNESOTA | 5      |                  | March 9, 2013     | MINNESOTA         | 2         | Nashville | 1         | SO |    |
|         | April 13, 2006    | Minnesota | 2     | NASHVILLE | 4      |                  | 2013-14           | October 8, 2013   | Minnesota | 2         | NASHVILLE | 3  |    |
| 2006-07 | October 7, 2006   | Nashville | 5     | MINNESOTA | 6      | October 22, 2013 |                   | Nashville         | 0         | MINNESOTA | 2         |    |    |
|         | November 4, 2006  | NASHVILLE | 4     | Minnesota | 3      | January 12, 2014 |                   | MINNESOTA         | 4         | Nashville | 0         |    |    |
|         | November 16, 2006 | MINNESOTA | 7     | Nashville | 6      | SO               |                   | February 6, 2014  | Nashville | 2         | MINNESOTA | 3  | OT |
|         | February 17, 2007 | MINNESOTA | 4     | Nashville | 1      | April 13, 2014   | NASHVILLE         | 7                 | Minnesota | 3         |           |    |    |
| 2007-08 | November 24, 2007 | MINNESOTA | 4     | Nashville | 3      | 2012-13          | January 22, 2013  | NASHVILLE         | 3         | Minnesota | 1         |    |    |
|         | December 18, 2007 | Nashville | 2     | MINNESOTA | 3      |                  | February 9, 2013  | Nashville         | 1         | MINNESOTA | 2         | OT |    |
|         | January 5, 2008   | Minnesota | 1     | NASHVILLE | 4      |                  | March 9, 2013     | MINNESOTA         | 2         | Nashville | 1         | SO |    |
|         | February 17, 2007 | Nashville | 4     | MINNESOTA | 5      |                  | OT                | October 8, 2013   | Minnesota | 2         | NASHVILLE | 3  |    |

NHL & OPPONENTS



# NHL & OPPONENTS

## MONTREAL CANADIENS

### 2013-14 SEASON SERIES

#### @ NASHVILLE

| Date         | Score         | W/Goal           |
|--------------|---------------|------------------|
| 21 Dec '13 * | MTL 4 @ NSH 3 | David Desharnais |

### GOALS BY PERIOD

|           | 1st | 2nd | 3rd | OT | Total |
|-----------|-----|-----|-----|----|-------|
| Nashville | 1   | 2   | 2   | 0  | 5     |
| Montreal  | 3   | 1   | 0   | 1  | 5     |

### INDIVIDUAL SCORING

| PLAYER           | PREDATORS |   |   |   |     |     |    |    |
|------------------|-----------|---|---|---|-----|-----|----|----|
|                  | GP        | G | A | P | +/- | PIM | PP | SH |
| Shea Weber       | 2         | 2 | 1 | 3 | 0   | 2   | 2  | 0  |
| David Legwand    | 2         | 0 | 2 | 2 | -1  | 2   | 0  | 0  |
| Gabriel Bourque  | 2         | 1 | 0 | 1 | 0   | 0   | 0  | 0  |
| Seth Jones       | 2         | 1 | 0 | 1 | 0   | 0   | 0  | 0  |
| Nick Spaling     | 2         | 1 | 0 | 1 | -1  | 0   | 1  | 0  |
| Matt Cullen      | 2         | 0 | 1 | 1 | -1  | 2   | 0  | 0  |
| Gabrie Hornqvist | 2         | 0 | 1 | 1 | 0   | 0   | 0  | 0  |
| Craig Smith      | 2         | 0 | 1 | 1 | -1  | 0   | 0  | 0  |
| Viktor Stalberg  | 2         | 0 | 1 | 1 | -1  | 2   | 0  | 0  |
| Colin Wilson     | 2         | 0 | 1 | 1 | 0   | 0   | 0  | 0  |
| Mike Fisher      | 1         | 0 | 1 | 1 | -1  | 0   | 0  | 0  |
| Filip Forsberg   | 1         | 0 | 1 | 1 | -1  | 0   | 0  | 0  |
| Mattias Ekholm   | 2         | 0 | 0 | 0 | -2  | 0   | 0  | 0  |
| Ryan Ellis       | 2         | 0 | 0 | 0 | -1  | 0   | 0  | 0  |
| Paul Gaustad     | 2         | 0 | 0 | 0 | 0   | 2   | 0  | 0  |
| Matt Hendricks   | 2         | 0 | 0 | 0 | 0   | 7   | 0  | 0  |
| Kevin Klein      | 2         | 0 | 0 | 0 | -2  | 0   | 0  | 0  |
| Eric Nystrom     | 2         | 0 | 0 | 0 | -1  | 2   | 0  | 0  |
| Victor Bartley   | 1         | 0 | 0 | 0 | 0   | 2   | 0  | 0  |
| Roman Josi       | 1         | 0 | 0 | 0 | -1  | 0   | 0  | 0  |

Power Play: 3-8 37.5% / Penalty Killing: 7-7 100.0%

#### @ MONTREAL

| Date       | Score         | W/Goal     |
|------------|---------------|------------|
| 19 Oct '13 | NSH 2 @ MTL 1 | Seth Jones |

\* overtime \*\* shootout

### SHOTS BY PERIOD

|           | 1st | 2nd | 3rd | OT | Total |
|-----------|-----|-----|-----|----|-------|
| Nashville | 21  | 36  | 13  | 1  | 71    |
| Montreal  | 14  | 17  | 20  | 1  | 52    |

| PLAYER            | CANADIENS |   |   |   |     |     |    |    |
|-------------------|-----------|---|---|---|-----|-----|----|----|
|                   | GP        | G | A | P | +/- | PIM | PP | SH |
| Brendan Gallagher | 2         | 1 | 1 | 2 | 3   | 0   | 0  | 0  |
| Lars Eller        | 2         | 0 | 2 | 2 | 1   | 0   | 0  | 0  |
| David Desharnais  | 2         | 1 | 0 | 1 | 1   | 2   | 0  | 0  |
| Tomas Plekanec    | 2         | 1 | 0 | 1 | 1   | 0   | 0  | 0  |
| P.K. Subban       | 2         | 1 | 0 | 1 | 2   | 6   | 0  | 0  |
| Max Pacioretty    | 1         | 1 | 0 | 1 | 1   | 0   | 0  | 0  |
| Michael Bournival | 2         | 0 | 1 | 1 | 1   | 0   | 0  | 0  |
| Brian Gionta      | 2         | 0 | 1 | 1 | 0   | 0   | 0  | 0  |
| Alexei Emelin     | 1         | 0 | 1 | 1 | 1   | 0   | 0  | 0  |
| Francis Bouillon  | 2         | 0 | 0 | 0 | 2   | 0   | 0  | 0  |
| Rene Bourque      | 2         | 0 | 0 | 0 | 0   | 4   | 0  | 0  |
| Daniel Briere     | 2         | 0 | 0 | 0 | 0   | 0   | 0  | 0  |
| Raphael Diaz      | 2         | 0 | 0 | 0 | -1  | 2   | 0  | 0  |
| Alex Galchenyuk   | 2         | 0 | 0 | 0 | 1   | 0   | 0  | 0  |
| Andrei Markov     | 2         | 0 | 0 | 0 | 2   | 10  | 0  | 0  |
| Travis Moen       | 2         | 0 | 0 | 0 | -1  | 5   | 0  | 0  |
| Brandon Prust     | 2         | 0 | 0 | 0 | 0   | 0   | 0  | 0  |
| Josh Gorges       | 1         | 0 | 0 | 0 | -1  | 0   | 0  | 0  |
| Douglas Murray    | 1         | 0 | 0 | 0 | 0   | 0   | 0  | 0  |
| Jarred Tinordi    | 1         | 0 | 0 | 0 | 1   | 2   | 0  | 0  |
| Ryan White        | 1         | 0 | 0 | 0 | 0   | 2   | 0  | 0  |

Power Play: 0-7 0.0% / Penalty Killing: 5-8 62.5%

### GOALTENDING

#### PREDATORS

|               | GP | MIN | W-L-OT | GA | SA | SV | GAA   | SV%  |
|---------------|----|-----|--------|----|----|----|-------|------|
| Pekka Rinne   | 1  | 60  | 1-0-0  | 1  | 29 | 28 | 1.00  | .966 |
| Carter Hutton | 1  | 47  | 0-0-1  | 1  | 18 | 17 | 1.27  | .944 |
| Marek Mazanec | 1  | 15  | 0-0-0  | 3  | 5  | 2  | 12.31 | .400 |

#### CANADIENS

|             | GP | MIN | W-L-OT | GA | SA | SV | GAA  | SV%  |
|-------------|----|-----|--------|----|----|----|------|------|
| Carey Price | 2  | 121 | 1-1-0  | 5  | 71 | 66 | 2.49 | .930 |



Bell Centre • 1260 de La Gauchetiere St. West  
 Montreal, QC H3B 5E8 • (514) 932-2582

GM: Marc Bergevin

Head Coach: Michel Therrien

PR: Donald Beauchamp, Dominick Sillant, Francois Marchand,  
 Sylvie Lambert, Carl Lavigne

| Season        | OVERALL   |          |          |          |           |           | HOME      |          |          |          |          |           | ROAD      |           |          |          |          |          |          |           |           |
|---------------|-----------|----------|----------|----------|-----------|-----------|-----------|----------|----------|----------|----------|-----------|-----------|-----------|----------|----------|----------|----------|----------|-----------|-----------|
|               | GP        | W        | L        | OT       | PTS       | GF        | GA        | GP       | W        | L        | OT       | PTS       | GF        | GA        | GP       | W        | L        | OT       | PTS      | GF        | GA        |
| 1998-99       | 2         | 0        | 1        | 1        | 1         | 4         | 5         | 1        | 0        | 0        | 1        | 1         | 2         | 2         | 1        | 0        | 1        | 0        | 0        | 2         | 3         |
| 1999-00       | 1         | 1        | 0        | 0        | 2         | 6         | 1         | 1        | 1        | 0        | 0        | 2         | 6         | 1         | 0        | 0        | 0        | 0        | 0        | 0         | 0         |
| 2000-01       | 1         | 0        | 1        | 0        | 0         | 2         | 4         | 0        | 0        | 0        | 0        | 0         | 0         | 0         | 1        | 0        | 1        | 0        | 0        | 2         | 4         |
| 2001-02       | 2         | 1        | 1        | 0        | 2         | 6         | 4         | 1        | 1        | 0        | 0        | 2         | 5         | 1         | 1        | 0        | 1        | 0        | 0        | 1         | 3         |
| 2002-03       | 1         | 0        | 1        | 0        | 0         | 1         | 3         | 1        | 0        | 1        | 0        | 0         | 1         | 3         | 0        | 0        | 0        | 0        | 0        | 0         | 0         |
| 2003-04       | 1         | 0        | 0        | 1        | 1         | 4         | 5         | 0        | 0        | 0        | 0        | 0         | 0         | 0         | 1        | 0        | 0        | 1        | 1        | 4         | 5         |
| 2006-07       | 1         | 0        | 0        | 1        | 1         | 5         | 6         | 1        | 0        | 0        | 1        | 1         | 5         | 6         | 0        | 0        | 0        | 0        | 0        | 0         | 0         |
| 2007-08       | 1         | 1        | 0        | 0        | 2         | 5         | 4         | 0        | 0        | 0        | 0        | 0         | 0         | 0         | 1        | 1        | 0        | 0        | 2        | 5         | 4         |
| 2008-09       | 1         | 0        | 1        | 0        | 0         | 2         | 3         | 0        | 0        | 0        | 0        | 0         | 0         | 0         | 1        | 0        | 1        | 0        | 0        | 2         | 3         |
| 2009-10       | 1         | 1        | 0        | 0        | 2         | 2         | 0         | 1        | 1        | 0        | 0        | 2         | 2         | 0         | 0        | 0        | 0        | 0        | 0        | 0         | 0         |
| 2010-11       | 1         | 1        | 0        | 0        | 2         | 3         | 0         | 0        | 0        | 0        | 0        | 0         | 0         | 0         | 1        | 1        | 0        | 0        | 2        | 3         | 0         |
| 2011-12       | 1         | 0        | 0        | 1        | 1         | 1         | 2         | 1        | 0        | 0        | 1        | 1         | 1         | 2         | 0        | 0        | 0        | 0        | 0        | 0         | 0         |
| 2013-14       | 2         | 1        | 0        | 1        | 3         | 5         | 5         | 1        | 0        | 0        | 1        | 1         | 3         | 4         | 1        | 1        | 0        | 0        | 2        | 2         | 1         |
| <b>Totals</b> | <b>16</b> | <b>6</b> | <b>5</b> | <b>5</b> | <b>17</b> | <b>46</b> | <b>42</b> | <b>8</b> | <b>3</b> | <b>1</b> | <b>4</b> | <b>10</b> | <b>25</b> | <b>19</b> | <b>8</b> | <b>3</b> | <b>4</b> | <b>1</b> | <b>7</b> | <b>21</b> | <b>23</b> |

OT column includes both ties and overtime losses in 1999-00, 2000-01, 2001-02, 2002-03 and 2003-04 (one road OTL). OT column includes ties in 1998-99 (one home tie).

|                | DATE              | VISITOR    | HOME             |
|----------------|-------------------|------------|------------------|
| <b>1998-99</b> | December 12, 1998 | Montreal   | 2 Nashville 2 OT |
|                | March 18, 1999    | Nashville  | 2 MONTREAL 3     |
| <b>1999-00</b> | November 18, 1999 | Montreal   | 1 NASHVILLE 6    |
| <b>2000-01</b> | December 21, 2000 | Nashville  | 2 MONTREAL 4     |
| <b>2001-02</b> | November 8, 2001  | Nashville  | 1 MONTREAL 3     |
|                | March 23, 2002    | Montreal   | 1 NASHVILLE 5    |
| <b>2002-03</b> | March 10, 2003    | MONTREAL 3 | Nashville 1      |
| <b>2006-07</b> | February 22, 2007 | MONTREAL 6 | Nashville 5 SO   |

|                | DATE              | VISITOR     | HOME           |
|----------------|-------------------|-------------|----------------|
| <b>2007-08</b> | December 1, 2007  | NASHVILLE 5 | Montreal 4 SO  |
| <b>2008-09</b> | January 15, 2009  | Nashville   | 2 MONTREAL 3   |
| <b>2009-10</b> | November 14, 2009 | Montreal    | 0 NASHVILLE 2  |
| <b>2010-11</b> | November 18, 2010 | NASHVILLE 3 | Montreal 0     |
| <b>2011-12</b> | November 12, 2011 | MONTREAL 2  | Nashville 1 OT |
| <b>2013-14</b> | October 19, 2013  | NASHVILLE 2 | Montreal 1     |
|                | December 21, 2013 | MONTREAL 4  | Nashville 3 OT |

NHL & OPPONENTS



# NHL & OPPONENTS

## NEW JERSEY DEVILS

### 2013-14 SEASON SERIES

#### @ NASHVILLE

| Date         | Score         | W/Goal     |
|--------------|---------------|------------|
| 31 Jan '14 * | N.J 2 @ NSH 3 | Shea Weber |

#### GOALS BY PERIOD

|            | 1st | 2nd | 3rd | OT | Total |
|------------|-----|-----|-----|----|-------|
| Nashville  | 1   | 0   | 1   | 1  | 3     |
| New Jersey | 1   | 4   | 2   | 0  | 7     |

#### INDIVIDUAL SCORING

| PLAYER            | PREDATORS |   |   |   |     |     |    |    |
|-------------------|-----------|---|---|---|-----|-----|----|----|
|                   | GP        | G | A | P | +/- | PIM | PP | SH |
| Shea Weber        | 2         | 2 | 0 | 2 | -2  | 0   | 0  | 0  |
| David Legwand     | 2         | 1 | 0 | 1 | -1  | 0   | 0  | 0  |
| Patric Hornqvist  | 2         | 0 | 1 | 1 | -2  | 0   | 0  | 0  |
| Seth Jones        | 2         | 0 | 1 | 1 | -1  | 2   | 0  | 0  |
| Roman Josi        | 2         | 0 | 1 | 1 | 1   | 0   | 0  | 0  |
| Colin Wilson      | 2         | 0 | 1 | 1 | 2   | 2   | 0  | 0  |
| Gabriel Bourque   | 2         | 0 | 0 | 0 | -2  | 0   | 0  | 0  |
| Rich Clune        | 2         | 0 | 0 | 0 | -1  | 2   | 0  | 0  |
| Mattias Ekholm    | 2         | 0 | 0 | 0 | -2  | 0   | 0  | 0  |
| Ryan Ellis        | 2         | 0 | 0 | 0 | -1  | 0   | 0  | 0  |
| Paul Gaustad      | 2         | 0 | 0 | 0 | -1  | 2   | 0  | 0  |
| Eric Nystrom      | 2         | 0 | 0 | 0 | -2  | 0   | 0  | 0  |
| Craig Smith       | 2         | 0 | 0 | 0 | 0   | 2   | 0  | 0  |
| Nick Spaling      | 2         | 0 | 0 | 0 | 1   | 2   | 0  | 0  |
| Taylor Beck       | 1         | 0 | 0 | 0 | 0   | 0   | 0  | 0  |
| Matt Cullen       | 1         | 0 | 0 | 0 | -1  | 0   | 0  | 0  |
| Michael Del Zotto | 1         | 0 | 0 | 0 | 0   | 0   | 0  | 0  |
| Mike Fisher       | 1         | 0 | 0 | 0 | -1  | 0   | 0  | 0  |
| Matt Hendricks    | 1         | 0 | 0 | 0 | -1  | 0   | 0  | 0  |
| Kevin Klein       | 1         | 0 | 0 | 0 | -1  | 0   | 0  | 0  |
| Colton Sissons    | 1         | 0 | 0 | 0 | 0   | 2   | 0  | 0  |
| Viktor Stalberg   | 1         | 0 | 0 | 0 | 0   | 0   | 0  | 0  |

Power Play: 0-8 0.0% / Penalty Killing: 5-6 83.3%

#### @ NEW JERSEY

| Date       | Score         | W/Goal       |
|------------|---------------|--------------|
| 10 Nov '13 | NSH 0 @ N.J 5 | Jaromir Jagr |

\* overtime \*\* shootout

#### SHOTS BY PERIOD

|            | 1st | 2nd | 3rd | OT | Total |
|------------|-----|-----|-----|----|-------|
| Nashville  | 19  | 16  | 12  | 1  | 48    |
| New Jersey | 16  | 20  | 12  | 1  | 49    |

| PLAYER           | DEVILS |   |   |   |     |     |    |    |
|------------------|--------|---|---|---|-----|-----|----|----|
|                  | GP     | G | A | P | +/- | PIM | PP | SH |
| Jaromir Jagr     | 2      | 2 | 2 | 4 | 2   | 0   | 0  | 0  |
| Travis Zajac     | 2      | 1 | 2 | 3 | 1   | 0   | 0  | 0  |
| Marek Zidlicky   | 2      | 1 | 1 | 2 | 1   | 2   | 1  | 0  |
| Patrik Elias     | 1      | 1 | 1 | 2 | 1   | 0   | 0  | 0  |
| Cam Janssen      | 1      | 1 | 0 | 1 | 1   | 0   | 0  | 0  |
| Mattias Tedenby  | 1      | 1 | 0 | 1 | 1   | 2   | 0  | 0  |
| Steve Bernier    | 2      | 0 | 1 | 1 | 1   | 2   | 0  | 0  |
| Ryan Carter      | 2      | 0 | 1 | 1 | 1   | 4   | 0  | 0  |
| Andy Greene      | 2      | 0 | 1 | 1 | 0   | 0   | 0  | 0  |
| Adam Henrique    | 2      | 0 | 1 | 1 | 0   | 0   | 0  | 0  |
| Andrei Loktionov | 2      | 0 | 1 | 1 | 1   | 0   | 0  | 0  |
| Dainius Zubrus   | 2      | 0 | 1 | 1 | 0   | 2   | 0  | 0  |
| Eric Gelinas     | 1      | 0 | 1 | 1 | 1   | 0   | 0  | 0  |
| Peter Harrold    | 1      | 0 | 1 | 1 | 2   | 0   | 0  | 0  |
| Damien Brunner   | 2      | 0 | 0 | 0 | 0   | 4   | 0  | 0  |
| Michael Ryder    | 2      | 0 | 0 | 0 | 0   | 0   | 0  | 0  |
| Anton Volchenkov | 2      | 0 | 0 | 0 | 2   | 2   | 0  | 0  |
| Ryane Clowe      | 1      | 0 | 0 | 0 | 0   | 0   | 0  | 0  |
| Mark Fayne       | 1      | 0 | 0 | 0 | 0   | 0   | 0  | 0  |
| Stephen Gionta   | 1      | 0 | 0 | 0 | 0   | 0   | 0  | 0  |
| Jacob Josefson   | 1      | 0 | 0 | 0 | 1   | 0   | 0  | 0  |
| Adam Larsson     | 1      | 0 | 0 | 0 | 0   | 0   | 0  | 0  |
| Jon Merrill      | 1      | 0 | 0 | 0 | 0   | 0   | 0  | 0  |
| Bryce Salvador   | 1      | 0 | 0 | 0 | 0   | 0   | 0  | 0  |

Power Play: 1-6 16.7% / Penalty Killing: 8-8 100.0%

#### GOALTENDING

##### PREDATORS

|               | GP | MIN | W-L-OT | GA | SA | SV | GAA  | SV%  |
|---------------|----|-----|--------|----|----|----|------|------|
| Carter Hutton | 2  | 120 | 1-1-0  | 7  | 49 | 42 | 3.49 | .857 |

##### DEVILS

|                | GP | MIN | W-L-OT | GA | SA | SV | GAA  | SV%   |
|----------------|----|-----|--------|----|----|----|------|-------|
| Martin Brodeur | 1  | 60  | 1-0-0  | 0  | 15 | 15 | 0.00 | 1.000 |
| Cory Schneider | 1  | 61  | 0-0-1  | 3  | 33 | 30 | 2.93 | .909  |



Prudential Center • 165 Mulberry St.  
 Newark, NJ 07102 • (973) 757-6100  
 GM: Lou Lamoriello  
 Head Coach: Peter DeBoer  
 PR: Mike Levine, Pete Albietz, Dan Beam

| Season        | OVERALL   |          |          |          |           |           | HOME      |           |          |          |          |          | ROAD      |           |          |          |          |          |           |           |           |
|---------------|-----------|----------|----------|----------|-----------|-----------|-----------|-----------|----------|----------|----------|----------|-----------|-----------|----------|----------|----------|----------|-----------|-----------|-----------|
|               | GP        | W        | L        | OT       | PTS       | GF        | GA        | GP        | W        | L        | OT       | PTS      | GF        | GA        | GP       | W        | L        | OT       | PTS       | GF        | GA        |
| 1998-99       | 2         | 1        | 1        | 0        | 2         | 4         | 6         | 1         | 0        | 1        | 0        | 0        | 1         | 4         | 1        | 1        | 0        | 0        | 2         | 3         | 2         |
| 1999-00       | 2         | 0        | 2        | 0        | 0         | 2         | 6         | 1         | 0        | 1        | 0        | 0        | 1         | 2         | 1        | 0        | 1        | 0        | 0         | 1         | 4         |
| 2000-01       | 1         | 1        | 0        | 0        | 2         | 4         | 3         | 0         | 0        | 0        | 0        | 0        | 0         | 0         | 1        | 1        | 0        | 0        | 2         | 4         | 3         |
| 2001-02       | 2         | 1        | 1        | 0        | 2         | 7         | 7         | 1         | 0        | 1        | 0        | 0        | 3         | 4         | 1        | 1        | 0        | 0        | 2         | 4         | 3         |
| 2002-03       | 2         | 0        | 1        | 1        | 1         | 3         | 5         | 1         | 0        | 1        | 0        | 0        | 1         | 2         | 1        | 0        | 0        | 1        | 1         | 2         | 3         |
| 2003-04       | 1         | 1        | 0        | 0        | 2         | 3         | 2         | 1         | 1        | 0        | 0        | 2        | 3         | 2         | 0        | 0        | 0        | 0        | 0         | 0         | 0         |
| 2005-06       | 1         | 0        | 0        | 1        | 1         | 3         | 4         | 1         | 0        | 0        | 1        | 1        | 3         | 4         | 0        | 0        | 0        | 0        | 0         | 0         | 0         |
| 2006-07       | 1         | 1        | 0        | 0        | 2         | 4         | 3         | 0         | 0        | 0        | 0        | 0        | 0         | 0         | 1        | 1        | 0        | 0        | 2         | 4         | 3         |
| 2008-09       | 1         | 0        | 1        | 0        | 0         | 1         | 3         | 1         | 0        | 1        | 0        | 0        | 1         | 3         | 0        | 0        | 0        | 0        | 0         | 0         | 0         |
| 2009-10       | 2         | 1        | 1        | 0        | 2         | 5         | 7         | 1         | 1        | 0        | 0        | 2        | 3         | 2         | 1        | 0        | 1        | 0        | 0         | 2         | 5         |
| 2010-11       | 1         | 1        | 0        | 0        | 2         | 3         | 1         | 0         | 0        | 0        | 0        | 0        | 0         | 0         | 1        | 1        | 0        | 0        | 2         | 3         | 1         |
| 2011-12       | 1         | 0        | 0        | 1        | 1         | 2         | 3         | 1         | 0        | 0        | 1        | 1        | 2         | 3         | 0        | 0        | 0        | 0        | 0         | 0         | 0         |
| 2013-14       | 2         | 1        | 1        | 0        | 2         | 3         | 7         | 1         | 1        | 0        | 0        | 2        | 3         | 2         | 1        | 0        | 1        | 0        | 0         | 0         | 5         |
| <b>Totals</b> | <b>19</b> | <b>8</b> | <b>8</b> | <b>3</b> | <b>19</b> | <b>44</b> | <b>57</b> | <b>10</b> | <b>3</b> | <b>5</b> | <b>2</b> | <b>8</b> | <b>21</b> | <b>28</b> | <b>9</b> | <b>5</b> | <b>3</b> | <b>1</b> | <b>11</b> | <b>23</b> | <b>29</b> |

OT column includes both ties and overtime losses in 1999-00, 2000-01, 2001-02, 2002-03 (one road OTL) and 2003-04. OT column includes ties in 1998-99.

| DATE           | VISITOR           | HOME                               |
|----------------|-------------------|------------------------------------|
| <b>1998-99</b> | January 30, 1999  | <b>NASHVILLE</b> 3 New Jersey 2 OT |
|                | April 17, 1999    | <b>NEW JERSEY</b> 4 Nashville 1    |
| <b>1999-00</b> | February 3, 2000  | Nashville 1 <b>NEW JERSEY</b> 4    |
|                | February 29, 2000 | <b>NEW JERSEY</b> 2 Nashville 1    |
| <b>2000-01</b> | November 8, 2000  | <b>NASHVILLE</b> 4 New Jersey 3    |
| <b>2001-02</b> | January 3, 2002   | <b>NASHVILLE</b> 4 New Jersey 3    |
|                | March 21, 2002    | <b>NEW JERSEY</b> 4 Nashville 3    |
| <b>2002-03</b> | October 18, 2002  | Nashville 2 <b>NEW JERSEY</b> 3 OT |
|                | November 29, 2002 | <b>NEW JERSEY</b> 2 Nashville 1    |
| <b>2003-04</b> | January 3, 2004   | New Jersey 2 <b>NASHVILLE</b> 3    |

| DATE           | VISITOR           | HOME                               |
|----------------|-------------------|------------------------------------|
| <b>2005-06</b> | January 19, 2006  | <b>NEW JERSEY</b> 4 Nashville 3 SO |
| <b>2006-07</b> | October 19, 2006  | <b>NASHVILLE</b> 4 New Jersey 3 SO |
| <b>2008-09</b> | January 19, 2009  | <b>NEW JERSEY</b> 3 Nashville 1    |
| <b>2009-10</b> | November 19, 2009 | New Jersey 2 <b>NASHVILLE</b> 3 SO |
|                | February 12, 2010 | Nashville 2 <b>NEW JERSEY</b> 5    |
| <b>2010-11</b> | December 17, 2010 | <b>NASHVILLE</b> 3 New Jersey 1    |
| <b>2011-12</b> | October 15, 2011  | <b>NEW JERSEY</b> 3 Nashville 2 SO |
| <b>2013-14</b> | November 10, 2013 | Nashville 0 <b>NEW JERSEY</b> 5    |
|                | January 31, 2014  | New Jersey 2 <b>NASHVILLE</b> 3 OT |

NHL & OPPONENTS





# NHL & OPPONENTS

## NEW YORK ISLANDERS

### 2013-14 SEASON SERIES

#### @ NASHVILLE

| Date       | Score         | W/Goal     |
|------------|---------------|------------|
| 12 Oct '13 | NYI 2 @ NSH 3 | Ryan Ellis |

#### GOALS BY PERIOD

|              | 1st | 2nd | 3rd | OT | Total |
|--------------|-----|-----|-----|----|-------|
| Nashville    | 0   | 2   | 2   | -  | 4     |
| NY Islanders | 2   | 3   | 0   | -  | 5     |

#### INDIVIDUAL SCORING

| PLAYER           | PREDATORS |   |   |   |     |     |    |    |
|------------------|-----------|---|---|---|-----|-----|----|----|
|                  | GP        | G | A | P | +/- | PIM | PP | SH |
| Patric Hornqvist | 2         | 2 | 0 | 2 | 0   | 0   | 0  | 0  |
| Ryan Ellis       | 2         | 1 | 1 | 2 | 2   | 0   | 0  | 0  |
| David Legwand    | 2         | 0 | 2 | 2 | -1  | 4   | 0  | 0  |
| Shea Weber       | 2         | 0 | 2 | 2 | -1  | 2   | 0  | 0  |
| Seth Jones       | 2         | 1 | 0 | 1 | -2  | 0   | 1  | 0  |
| Matt Cullen      | 2         | 0 | 1 | 1 | 2   | 0   | 0  | 0  |
| Craig Smith      | 2         | 0 | 1 | 1 | 1   | 0   | 0  | 0  |
| Colin Wilson     | 2         | 0 | 1 | 1 | -1  | 0   | 0  | 0  |
| Victor Bartley   | 2         | 0 | 0 | 0 | 2   | 0   | 0  | 0  |
| Paul Gaustad     | 2         | 0 | 0 | 0 | 1   | 0   | 0  | 0  |
| Matt Hendricks   | 2         | 0 | 0 | 0 | 0   | 4   | 0  | 0  |
| Kevin Klein      | 2         | 0 | 0 | 0 | -1  | 0   | 0  | 0  |
| Eric Nystrom     | 2         | 0 | 0 | 0 | -1  | 0   | 0  | 0  |
| Viktor Stalberg  | 2         | 0 | 0 | 0 | -2  | 0   | 0  | 0  |
| Taylor Beck      | 1         | 0 | 0 | 0 | 0   | 0   | 0  | 0  |
| Gabriel Bourque  | 1         | 0 | 0 | 0 | 1   | 0   | 0  | 0  |
| Rich Clune       | 1         | 0 | 0 | 0 | 0   | 7   | 0  | 0  |
| Mattias Ekholm   | 1         | 0 | 0 | 0 | -1  | 0   | 0  | 0  |
| Mike Fisher      | 1         | 0 | 0 | 0 | -1  | 2   | 0  | 0  |
| Filip Forsberg   | 1         | 0 | 0 | 0 | -1  | 0   | 0  | 0  |
| Roman Josi       | 1         | 0 | 0 | 0 | -1  | 2   | 0  | 0  |
| Nick Spaling     | 1         | 0 | 0 | 0 | -1  | 0   | 0  | 0  |

Power Play: 1-4 25.0% / Penalty Killing: 7-8 87.5%

#### GOALTENDING

##### PREDATORS

|               | GP | MIN | W-L-OT | GA | SA | SV | GAA  | SV%  |
|---------------|----|-----|--------|----|----|----|------|------|
| Pekka Rinne   | 1  | 60  | 1-0-0  | 2  | 16 | 14 | 2.00 | .875 |
| Marek Mazanec | 1  | 58  | 0-1-0  | 3  | 33 | 30 | 3.12 | .909 |

##### ISLANDERS

|                | GP | MIN | W-L-OT | GA | SA | SV | GAA  | SV%  |
|----------------|----|-----|--------|----|----|----|------|------|
| Kevin Poulin   | 1  | 60  | 1-0-0  | 1  | 33 | 32 | 1.00 | .970 |
| Evgeni Nabokov | 1  | 59  | 0-1-0  | 3  | 31 | 28 | 3.05 | .903 |

#### @ NY ISLANDERS

| Date       | Score         | W/Goal               |
|------------|---------------|----------------------|
| 12 Nov '13 | NSH 1 @ NYI 3 | Pierre-Marc Bouchard |

\* overtime \*\* shootout

#### SHOTS BY PERIOD

|              | 1st | 2nd | 3rd | OT | Total |
|--------------|-----|-----|-----|----|-------|
| Nashville    | 19  | 21  | 24  | -  | 64    |
| NY Islanders | 20  | 16  | 13  | -  | 49    |

#### NY ISLANDERS

| PLAYER               | GP | G | A | P | +/- | PIM | PP | SH |
|----------------------|----|---|---|---|-----|-----|----|----|
| John Tavares         | 2  | 2 | 1 | 3 | 2   | 0   | 1  | 0  |
| Frans Nielsen        | 2  | 1 | 2 | 3 | 0   | 0   | 0  | 0  |
| Kyle Okposo          | 2  | 1 | 2 | 3 | 1   | 0   | 0  | 0  |
| Pierre-Marc Bouchard | 1  | 1 | 0 | 1 | 1   | 0   | 0  | 0  |
| Travis Hamonic       | 2  | 0 | 1 | 1 | 2   | 0   | 0  | 0  |
| Brock Nelson         | 2  | 0 | 1 | 1 | -1  | 0   | 0  | 0  |
| Brian Strait         | 1  | 0 | 1 | 1 | 2   | 0   | 0  | 0  |
| Josh Bailey          | 2  | 0 | 0 | 0 | 1   | 0   | 0  | 0  |
| Matt Carkner         | 2  | 0 | 0 | 0 | 1   | 0   | 0  | 0  |
| Casey Cizikas        | 2  | 0 | 0 | 0 | 0   | 4   | 0  | 0  |
| Cal Clutterbuck      | 2  | 0 | 0 | 0 | -1  | 0   | 0  | 0  |
| Michael Grabner      | 2  | 0 | 0 | 0 | 1   | 0   | 0  | 0  |
| Thomas Hickey        | 2  | 0 | 0 | 0 | -2  | 0   | 0  | 0  |
| Andrew MacDonald     | 2  | 0 | 0 | 0 | 1   | 2   | 0  | 0  |
| Matt Martin          | 2  | 0 | 0 | 0 | 0   | 5   | 0  | 0  |
| Colin McDonald       | 2  | 0 | 0 | 0 | 0   | 0   | 0  | 0  |
| Peter Regin          | 2  | 0 | 0 | 0 | -1  | 0   | 0  | 0  |
| Matt Donovan         | 1  | 0 | 0 | 0 | -1  | 0   | 0  | 0  |
| Matt Moulson         | 1  | 0 | 0 | 0 | 0   | 0   | 0  | 0  |
| Aaron Ness           | 1  | 0 | 0 | 0 | 0   | 2   | 0  | 0  |
| Lubomir Visnovsky    | 1  | 0 | 0 | 0 | -1  | 0   | 0  | 0  |

Power Play: 1-8 12.5% / Penalty Killing: 3-4 75.0%



1535 Old Country Road  
Plainview, NY 11803 • (516) 501-6799

GM: Garth Snow

Head Coach: Jack Capuano

PR: Kimber Auerbach, Jesse Eisenberg, Greg Picker

| Season        | OVERALL   |           |          |          |           |           |           | HOME     |          |          |          |           |           |           | ROAD     |          |          |          |           |           |           |           |
|---------------|-----------|-----------|----------|----------|-----------|-----------|-----------|----------|----------|----------|----------|-----------|-----------|-----------|----------|----------|----------|----------|-----------|-----------|-----------|-----------|
|               | GP        | W         | L        | OT       | PTS       | GF        | GA        | GP       | W        | L        | OT       | PTS       | GF        | GA        | GP       | W        | L        | OT       | PTS       | GF        | GA        |           |
| 1998-99       | 2         | 1         | 1        | 0        | 2         | 5         | 7         | 1        | 0        | 1        | 0        | 0         | 3         | 6         | 1        | 1        | 0        | 0        | 2         | 2         | 2         | 1         |
| 1999-00       | 2         | 2         | 0        | 0        | 4         | 9         | 6         | 1        | 1        | 0        | 0        | 2         | 3         | 2         | 1        | 1        | 0        | 0        | 2         | 6         | 4         | 4         |
| 2000-01       | 1         | 0         | 1        | 0        | 0         | 1         | 2         | 0        | 0        | 0        | 0        | 0         | 0         | 0         | 1        | 0        | 1        | 0        | 0         | 1         | 2         | 2         |
| 2001-02       | 1         | 0         | 1        | 0        | 0         | 2         | 5         | 1        | 0        | 1        | 0        | 0         | 2         | 5         | 0        | 0        | 0        | 0        | 0         | 0         | 0         | 0         |
| 2002-03       | 2         | 1         | 0        | 1        | 3         | 5         | 4         | 1        | 1        | 0        | 0        | 2         | 2         | 0         | 1        | 0        | 0        | 1        | 1         | 3         | 4         | 4         |
| 2003-04       | 1         | 1         | 0        | 0        | 2         | 4         | 3         | 1        | 1        | 0        | 0        | 2         | 4         | 3         | 0        | 0        | 0        | 0        | 0         | 0         | 0         | 0         |
| 2005-06       | 1         | 1         | 0        | 0        | 2         | 2         | 1         | 1        | 1        | 0        | 0        | 2         | 2         | 1         | 0        | 0        | 0        | 0        | 0         | 0         | 0         | 0         |
| 2006-07       | 1         | 1         | 0        | 0        | 2         | 2         | 1         | 0        | 0        | 0        | 0        | 0         | 0         | 0         | 1        | 1        | 0        | 0        | 2         | 2         | 1         | 1         |
| 2008-09       | 1         | 1         | 0        | 0        | 2         | 1         | 0         | 1        | 1        | 0        | 0        | 2         | 1         | 0         | 0        | 0        | 0        | 0        | 0         | 0         | 0         | 0         |
| 2009-10       | 1         | 0         | 0        | 1        | 1         | 3         | 4         | 0        | 0        | 0        | 0        | 0         | 0         | 0         | 1        | 0        | 0        | 1        | 1         | 3         | 4         | 4         |
| 2010-11       | 1         | 1         | 0        | 0        | 2         | 5         | 0         | 1        | 1        | 0        | 0        | 2         | 5         | 0         | 0        | 0        | 0        | 0        | 0         | 0         | 0         | 0         |
| 2011-12       | 1         | 1         | 0        | 0        | 2         | 3         | 1         | 0        | 0        | 0        | 0        | 0         | 0         | 0         | 1        | 1        | 0        | 0        | 2         | 3         | 1         | 1         |
| 2013-14       | 2         | 1         | 1        | 0        | 2         | 4         | 5         | 1        | 1        | 0        | 0        | 2         | 3         | 2         | 1        | 0        | 1        | 0        | 0         | 1         | 3         | 3         |
| <b>Totals</b> | <b>17</b> | <b>11</b> | <b>4</b> | <b>2</b> | <b>24</b> | <b>46</b> | <b>39</b> | <b>9</b> | <b>7</b> | <b>2</b> | <b>0</b> | <b>14</b> | <b>25</b> | <b>19</b> | <b>8</b> | <b>4</b> | <b>2</b> | <b>2</b> | <b>10</b> | <b>21</b> | <b>20</b> | <b>20</b> |

OT column includes both ties and overtime losses in 1999-00, 2000-01, 2001-02, 2002-03 (one road OTL) and 2003-04. OT column includes ties in 1998-99.

| DATE    | VISITOR           | HOME                          |
|---------|-------------------|-------------------------------|
| 1998-99 | November 21, 1998 | NY ISLANDERS 6 Nashville 3    |
|         | February 12, 1999 | NASHVILLE 2 NY Islanders 1    |
| 1999-00 | February 2, 2000  | NASHVILLE 6 NY Islanders 4    |
|         | March 28, 2000    | NY Islanders 2 NASHVILLE 3    |
| 2000-01 | November 7, 2000  | Nashville 1 NY ISLANDERS 2    |
| 2001-02 | April 11, 2002    | NY ISLANDERS 5 Nashville 2    |
| 2002-03 | October 15, 2002  | Nashville 3 NY ISLANDERS 4 OT |
|         | February 13, 2003 | NY Islanders 0 NASHVILLE 2    |
| 2003-04 | November 15, 2003 | NY Islanders 3 NASHVILLE 4    |

| DATE    | VISITOR           | HOME                          |
|---------|-------------------|-------------------------------|
| 2005-06 | January 10, 2006  | NY Islanders 1 NASHVILLE 2    |
| 2006-07 | October 16, 2006  | NASHVILLE 2 NY Islanders 1 SO |
| 2008-09 | December 20, 2008 | NY Islanders 0 NASHVILLE 1    |
| 2009-10 | February 9, 2010  | Nashville 3 NY ISLANDERS 4 SO |
| 2010-11 | December 13, 2010 | NY Islanders 0 NASHVILLE 5    |
| 2011-12 | January 16, 2012  | NASHVILLE 3 NY Islanders 1    |
| 2013-14 | October 12, 2013  | NY Islanders 2 NASHVILLE 3    |
|         | November 12, 2013 | Nashville 1 NY ISLANDERS 3    |

NHL & OPPONENTS



# NHL & OPPONENTS

## NEW YORK RANGERS

### 2013-14 SEASON SERIES

#### @ NASHVILLE

| Date       | Score         | W/Goal        |
|------------|---------------|---------------|
| 23 Nov '13 | NYR 2 @ NSH 0 | Ryan McDonagh |

#### GOALS BY PERIOD

|            | 1st | 2nd | 3rd | OT | Total |
|------------|-----|-----|-----|----|-------|
| Nashville  | 2   | 0   | 2   | -  | 4     |
| NY Rangers | 0   | 2   | 1   | -  | 3     |

#### INDIVIDUAL SCORING

| PLAYER           | PREDATORS |   |   |   |     |     |    |    |
|------------------|-----------|---|---|---|-----|-----|----|----|
|                  | GP        | G | A | P | +/- | PIM | PP | SH |
| Paul Gaustad     | 2         | 1 | 2 | 3 | 2   | 0   | 0  | 0  |
| Matt Hendricks   | 2         | 1 | 1 | 2 | 2   | 0   | 0  | 0  |
| Rich Clune       | 1         | 1 | 1 | 2 | 1   | 0   | 0  | 0  |
| David Legwand    | 2         | 0 | 2 | 2 | 0   | 2   | 0  | 0  |
| Nick Spaling     | 2         | 1 | 0 | 1 | 2   | 0   | 0  | 0  |
| Patric Hornqvist | 2         | 0 | 1 | 1 | 1   | 0   | 0  | 0  |
| Roman Josi       | 2         | 0 | 1 | 1 | 1   | 0   | 0  | 0  |
| Victor Bartley   | 2         | 0 | 0 | 0 | 0   | 0   | 0  | 0  |
| Gabriel Bourque  | 2         | 0 | 0 | 0 | -2  | 0   | 0  | 0  |
| Matt Cullen      | 2         | 0 | 0 | 0 | 0   | 4   | 0  | 0  |
| Ryan Ellis       | 2         | 0 | 0 | 0 | 1   | 0   | 0  | 0  |
| Mike Fisher      | 2         | 0 | 0 | 0 | 0   | 0   | 0  | 0  |
| Seth Jones       | 2         | 0 | 0 | 0 | 0   | 2   | 0  | 0  |
| Kevin Klein      | 2         | 0 | 0 | 0 | 0   | 5   | 0  | 0  |
| Eric Nystrom     | 2         | 0 | 0 | 0 | 0   | 0   | 0  | 0  |
| Viktor Stalberg  | 2         | 0 | 0 | 0 | -3  | 0   | 0  | 0  |
| Shea Weber       | 2         | 0 | 0 | 0 | 0   | 0   | 0  | 0  |
| Colin Wilson     | 2         | 0 | 0 | 0 | 0   | 0   | 0  | 0  |
| Craig Smith      | 1         | 0 | 0 | 0 | 0   | 0   | 0  | 0  |

Power Play: 0-4 0.0% / Penalty Killing: 5-5 100.0%

#### GOALTENDING

##### PREDATORS

|               | GP | MIN | W-L-OT | GA | SA | SV | GAA  | SV%  |
|---------------|----|-----|--------|----|----|----|------|------|
| Carter Hutton | 1  | 60  | 1-0-0  | 1  | 29 | 28 | 1.00 | .966 |
| Marek Mazanec | 1  | 58  | 0-1-0  | 2  | 34 | 32 | 2.05 | .941 |

##### RANGERS

|                  | GP | MIN | W-L-OT | GA | SA | SV | GAA  | SV%   |
|------------------|----|-----|--------|----|----|----|------|-------|
| Cam Talbot       | 1  | 60  | 1-0-0  | 0  | 17 | 17 | 0.00 | 1.000 |
| Henrik Lundqvist | 1  | 59  | 0-1-0  | 3  | 25 | 22 | 3.03 | .880  |

#### @ NY RANGERS

| Date       | Score         | W/Goal     |
|------------|---------------|------------|
| 10 Dec '13 | NSH 4 @ NYR 1 | Rich Clune |

\* overtime \*\* shootout

#### SHOTS BY PERIOD

|            | 1st | 2nd | 3rd | OT | Total |
|------------|-----|-----|-----|----|-------|
| Nashville  | 11  | 19  | 13  | -  | 43    |
| NY Rangers | 17  | 23  | 23  | -  | 63    |

| PLAYER            | NY RANGERS |   |   |   |     |     |    |    |
|-------------------|------------|---|---|---|-----|-----|----|----|
|                   | GP         | G | A | P | +/- | PIM | PP | SH |
| Mats Zuccarello   | 2          | 0 | 2 | 2 | 1   | 0   | 0  | 0  |
| Ryan McDonagh     | 2          | 1 | 0 | 1 | -1  | 0   | 0  | 0  |
| Rick Nash         | 2          | 1 | 0 | 1 | -1  | 0   | 0  | 0  |
| Derek Stepan      | 2          | 1 | 0 | 1 | 0   | 0   | 0  | 0  |
| Derrick Brassard  | 2          | 0 | 1 | 1 | -1  | 0   | 0  | 0  |
| Dan Girardi       | 2          | 0 | 1 | 1 | -1  | 0   | 0  | 0  |
| Brad Richards     | 2          | 0 | 1 | 1 | 0   | 0   | 0  | 0  |
| Brian Boyle       | 2          | 0 | 0 | 0 | 0   | 0   | 0  | 0  |
| Ryan Callahan     | 2          | 0 | 0 | 0 | 0   | 2   | 0  | 0  |
| Michael Del Zotto | 2          | 0 | 0 | 0 | 0   | 0   | 0  | 0  |
| Derek Dorsett     | 2          | 0 | 0 | 0 | -1  | 5   | 0  | 0  |
| Carl Hagelin      | 2          | 0 | 0 | 0 | 0   | 6   | 0  | 0  |
| Chris Kreider     | 2          | 0 | 0 | 0 | 1   | 0   | 0  | 0  |
| John Moore        | 2          | 0 | 0 | 0 | 0   | 0   | 0  | 0  |
| Dominic Moore     | 2          | 0 | 0 | 0 | -1  | 0   | 0  | 0  |
| Anton Stralman    | 2          | 0 | 0 | 0 | 0   | 0   | 0  | 0  |
| Arron Asham       | 1          | 0 | 0 | 0 | -2  | 0   | 0  | 0  |
| Justin Falk       | 1          | 0 | 0 | 0 | -1  | 0   | 0  | 0  |
| Benoit Pouliot    | 1          | 0 | 0 | 0 | 0   | 0   | 0  | 0  |
| Marc Staal        | 1          | 0 | 0 | 0 | 1   | 0   | 0  | 0  |

Power Play: 0-5 0.0% / Penalty Killing: 4-4 100.0%



Madison Square Garden • 2 Pennsylvania Plaza, 14th Floor  
New York, NY 10121 • (212) 465-6486

GM: Glen Sather

Head Coach: Alain Vigneault

PR: John Rosasco, Brendan McIntyre, Lindsay Gaughamer,  
Michael Rappaport

| Season        | OVERALL   |          |          |          |           |           | HOME      |          |          |          |          |          | ROAD      |           |           |          |          |          |           |           |           |
|---------------|-----------|----------|----------|----------|-----------|-----------|-----------|----------|----------|----------|----------|----------|-----------|-----------|-----------|----------|----------|----------|-----------|-----------|-----------|
|               | GP        | W        | L        | OT       | PTS       | GF        | GA        | GP       | W        | L        | OT       | PTS      | GF        | GA        | GP        | W        | L        | OT       | PTS       | GF        | GA        |
| 1998-99       | 2         | 0        | 2        | 0        | 0         | 5         | 12        | 1        | 0        | 1        | 0        | 0        | 4         | 7         | 1         | 0        | 1        | 0        | 0         | 1         | 5         |
| 1999-00       | 1         | 0        | 1        | 0        | 0         | 1         | 5         | 0        | 0        | 0        | 0        | 0        | 0         | 0         | 1         | 0        | 1        | 0        | 0         | 1         | 5         |
| 2000-01       | 2         | 2        | 0        | 0        | 4         | 8         | 4         | 1        | 1        | 0        | 0        | 2        | 5         | 2         | 1         | 1        | 0        | 0        | 2         | 3         | 2         |
| 2001-02       | 1         | 1        | 0        | 0        | 2         | 4         | 2         | 0        | 0        | 0        | 0        | 0        | 0         | 0         | 1         | 1        | 0        | 0        | 2         | 4         | 2         |
| 2002-03       | 2         | 0        | 1        | 1        | 1         | 4         | 6         | 1        | 0        | 1        | 0        | 0        | 2         | 4         | 1         | 0        | 0        | 1        | 1         | 2         | 2         |
| 2003-04       | 2         | 2        | 0        | 0        | 4         | 6         | 3         | 1        | 1        | 0        | 0        | 2        | 2         | 1         | 1         | 1        | 0        | 0        | 2         | 4         | 2         |
| 2005-06       | 1         | 0        | 1        | 0        | 0         | 1         | 5         | 1        | 0        | 1        | 0        | 0        | 1         | 5         | 0         | 0        | 0        | 0        | 0         | 0         | 0         |
| 2006-07       | 1         | 1        | 0        | 0        | 2         | 3         | 0         | 0        | 0        | 0        | 0        | 0        | 0         | 0         | 1         | 1        | 0        | 0        | 2         | 3         | 0         |
| 2008-09       | 1         | 0        | 1        | 0        | 0         | 2         | 4         | 1        | 0        | 1        | 0        | 0        | 2         | 4         | 0         | 0        | 0        | 0        | 0         | 0         | 0         |
| 2009-10       | 1         | 1        | 0        | 0        | 2         | 2         | 1         | 0        | 0        | 0        | 0        | 0        | 0         | 0         | 1         | 1        | 0        | 0        | 2         | 2         | 1         |
| 2010-11       | 1         | 0        | 0        | 1        | 1         | 1         | 2         | 1        | 0        | 0        | 1        | 1        | 1         | 2         | 0         | 0        | 0        | 0        | 0         | 0         | 0         |
| 2011-12       | 1         | 0        | 1        | 0        | 0         | 0         | 3         | 0        | 0        | 0        | 0        | 0        | 0         | 0         | 1         | 0        | 1        | 0        | 0         | 0         | 3         |
| 2013-14       | 2         | 1        | 1        | 0        | 2         | 4         | 3         | 1        | 0        | 1        | 0        | 0        | 2         | 1         | 1         | 1        | 0        | 0        | 2         | 4         | 1         |
| <b>Totals</b> | <b>18</b> | <b>8</b> | <b>8</b> | <b>2</b> | <b>18</b> | <b>41</b> | <b>50</b> | <b>8</b> | <b>2</b> | <b>5</b> | <b>1</b> | <b>5</b> | <b>17</b> | <b>27</b> | <b>10</b> | <b>6</b> | <b>3</b> | <b>1</b> | <b>13</b> | <b>24</b> | <b>23</b> |

OT column includes both ties and overtime losses in 1999-00, 2000-01, 2001-02, 2002-03 (one road tie) and 2003-04. OT column includes ties in 1998-99.

|                | DATE              | VISITOR             | HOME                  |
|----------------|-------------------|---------------------|-----------------------|
| <b>1998-99</b> | November 29, 1998 | Nashville           | <b>NY RANGERS</b> 5   |
|                | February 15, 1999 | <b>NY RANGERS</b> 7 | Nashville 4           |
| <b>1999-00</b> | January 31, 2000  | Nashville           | <b>NY RANGERS</b> 5   |
| <b>2000-01</b> | December 23, 2000 | <b>NASHVILLE</b> 3  | NY Rangers 2 OT       |
|                | March 4, 2001     | NY Rangers 2        | <b>NASHVILLE</b> 5    |
| <b>2001-02</b> | December 12, 2001 | <b>NASHVILLE</b> 4  | NY Rangers 2          |
| <b>2002-03</b> | October 19, 2002  | Nashville           | NY Rangers 2 OT       |
|                | January 23, 2003  | <b>NY RANGERS</b> 4 | Nashville 2           |
| <b>2003-04</b> | February 28, 2004 | NY Rangers 1        | <b>NASHVILLE</b> 2 OT |
|                | March 25, 2004    | <b>NASHVILLE</b> 4  | NY Rangers 2          |

|                | DATE              | VISITOR             | HOME                |
|----------------|-------------------|---------------------|---------------------|
| <b>2005-06</b> | December 8, 2005  | <b>NY RANGERS</b> 5 | Nashville 1         |
| <b>2006-07</b> | October 18, 2006  | <b>NASHVILLE</b> 3  | NY Rangers 0        |
| <b>2008-09</b> | March 12, 2009    | <b>NY RANGERS</b> 4 | Nashville 2         |
| <b>2009-10</b> | February 10, 2010 | <b>NASHVILLE</b> 2  | NY Rangers 1        |
| <b>2010-11</b> | November 27, 2010 | <b>NY RANGERS</b> 2 | Nashville 1 SO      |
| <b>2011-12</b> | January 17, 2012  | Nashville           | <b>NY RANGERS</b> 3 |
| <b>2013-14</b> | November 23, 2013 | <b>NY RANGERS</b> 2 | Nashville 0         |
|                | December 10, 2013 | <b>NASHVILLE</b> 4  | NY Rangers 1        |

NHL & OPPONENTS



# NHL & OPPONENTS

## OTTAWA SENATORS

### 2013-14 SEASON SERIES

#### @ NASHVILLE

| Date          | Score         | W/Goal         |
|---------------|---------------|----------------|
| 11 Jan '14 ** | OTT 2 @ NSH 1 | Mika Zibanejad |

#### GOALS BY PERIOD

|           | 1st | 2nd | 3rd | OT | Total |
|-----------|-----|-----|-----|----|-------|
| Nashville | 0   | 4   | 0   | 1  | 5     |
| Ottawa    | 0   | 1   | 3   | 0  | 4     |

#### INDIVIDUAL SCORING

| PLAYER            | PREDATORS |   |   |   |     |     |    |    |
|-------------------|-----------|---|---|---|-----|-----|----|----|
|                   | GP        | G | A | P | +/- | PIM | PP | SH |
| Seth Jones        | 2         | 1 | 2 | 3 | 4   | 0   | 0  | 0  |
| Ryan Ellis        | 2         | 0 | 2 | 2 | 3   | 0   | 0  | 0  |
| Mike Fisher       | 2         | 1 | 0 | 1 | 0   | 2   | 0  | 0  |
| Eric Nystrom      | 2         | 1 | 0 | 1 | -2  | 5   | 0  | 0  |
| Craig Smith       | 2         | 1 | 0 | 1 | 3   | 0   | 0  | 0  |
| Nick Spaling      | 2         | 1 | 0 | 1 | 0   | 0   | 0  | 0  |
| Mattias Ekholm    | 2         | 0 | 1 | 1 | 1   | 0   | 0  | 0  |
| Colin Wilson      | 2         | 0 | 1 | 1 | 4   | 0   | 0  | 0  |
| Michael Del Zotto | 1         | 0 | 1 | 1 | 1   | 0   | 0  | 0  |
| Rich Clune        | 2         | 0 | 0 | 0 | 0   | 7   | 0  | 0  |
| Matt Cullen       | 2         | 0 | 0 | 0 | 0   | 0   | 0  | 0  |
| Paul Gaustad      | 2         | 0 | 0 | 0 | -1  | 0   | 0  | 0  |
| Roman Josi        | 2         | 0 | 0 | 0 | -3  | 0   | 0  | 0  |
| Viktor Stalberg   | 2         | 0 | 0 | 0 | -2  | 2   | 0  | 0  |
| Shea Weber        | 2         | 0 | 0 | 0 | -3  | 0   | 0  | 0  |
| Gabriel Bourque   | 1         | 0 | 0 | 0 | 0   | 0   | 0  | 0  |
| Patrick Eaves     | 1         | 0 | 0 | 0 | 0   | 0   | 0  | 0  |
| Matt Hendricks    | 1         | 0 | 0 | 0 | 0   | 0   | 0  | 0  |
| Patric Hornqvist  | 1         | 0 | 0 | 0 | 0   | 0   | 0  | 0  |
| Kevin Klein       | 1         | 0 | 0 | 0 | -1  | 0   | 0  | 0  |
| David Legwand     | 1         | 0 | 0 | 0 | 0   | 0   | 0  | 0  |
| Colton Sissons    | 1         | 0 | 0 | 0 | -1  | 0   | 0  | 0  |

Power Play: 0-5 0.0% / Penalty Killing: 2-2 100.0%

#### @ OTTAWA

| Date         | Score         | W/Goal     |
|--------------|---------------|------------|
| 10 Mar '14 * | NSH 4 @ OTT 3 | Seth Jones |

\* overtime \*\* shootout

#### SHOTS BY PERIOD

|           | 1st | 2nd | 3rd | OT | Total |
|-----------|-----|-----|-----|----|-------|
| Nashville | 26  | 17  | 21  | 11 | 75    |
| Ottawa    | 14  | 17  | 24  | 3  | 58    |

| PLAYER              | SENATORS |   |   |   |     |     |    |    |
|---------------------|----------|---|---|---|-----|-----|----|----|
|                     | GP       | G | A | P | +/- | PIM | PP | SH |
| Jason Spezza        | 2        | 1 | 2 | 3 | 1   | 4   | 0  | 0  |
| Ales Hemsky         | 1        | 0 | 3 | 3 | 1   | 0   | 0  | 0  |
| Jared Cowen         | 2        | 1 | 0 | 1 | 1   | 0   | 0  | 0  |
| Marc Methot         | 2        | 1 | 0 | 1 | -2  | 2   | 0  | 0  |
| Kyle Turris         | 2        | 1 | 0 | 1 | 0   | 2   | 0  | 0  |
| Erik Karlsson       | 2        | 0 | 1 | 1 | -2  | 0   | 0  | 0  |
| Cory Conacher       | 1        | 0 | 1 | 1 | 1   | 0   | 0  | 0  |
| Cody Ceci           | 2        | 0 | 0 | 0 | 0   | 0   | 0  | 0  |
| Erik Condra         | 2        | 0 | 0 | 0 | -1  | 0   | 0  | 0  |
| Colin Greening      | 2        | 0 | 0 | 0 | 0   | 5   | 0  | 0  |
| Milan Michalek      | 2        | 0 | 0 | 0 | 0   | 0   | 0  | 0  |
| Chris Phillips      | 2        | 0 | 0 | 0 | 0   | 0   | 0  | 0  |
| Bobby Ryan          | 2        | 0 | 0 | 0 | 0   | 0   | 0  | 0  |
| Zack Smith          | 2        | 0 | 0 | 0 | 0   | 0   | 0  | 0  |
| Mika Zibanejad      | 2        | 0 | 0 | 0 | -2  | 4   | 0  | 0  |
| Joe Corvo           | 1        | 0 | 0 | 0 | 0   | 0   | 0  | 0  |
| Eric Gryba          | 1        | 0 | 0 | 0 | 1   | 0   | 0  | 0  |
| Mike Hoffman        | 1        | 0 | 0 | 0 | 0   | 0   | 0  | 0  |
| Matt Kassian        | 1        | 0 | 0 | 0 | -1  | 0   | 0  | 0  |
| Clarke MacArthur    | 1        | 0 | 0 | 0 | 0   | 0   | 0  | 0  |
| Chris Neil          | 1        | 0 | 0 | 0 | 0   | 5   | 0  | 0  |
| Jean-Gabriel Pageau | 1        | 0 | 0 | 0 | 0   | 0   | 0  | 0  |
| Mark Stone          | 1        | 0 | 0 | 0 | 0   | 0   | 0  | 0  |

Power Play: 0-2 0.0% / Penalty Killing: 5-5 100.0%

#### GOALTENDING

##### PREDATORS

|               | GP | MIN | W-L-OT | GA | SA | SV | GAA  | SV%  |
|---------------|----|-----|--------|----|----|----|------|------|
| Pekka Rinne   | 1  | 64  | 1-0-0  | 3  | 37 | 34 | 2.83 | .919 |
| Marek Mazanec | 1  | 65  | 0-0-1  | 1  | 21 | 20 | 0.92 | .952 |

##### SENATORS

|                | GP | MIN | W-L-OT | GA | SA | SV | GAA  | SV%  |
|----------------|----|-----|--------|----|----|----|------|------|
| Craig Anderson | 2  | 109 | 1-0-0  | 4  | 62 | 58 | 2.20 | .935 |
| Robin Lehner   | 1  | 20  | 0-0-1  | 1  | 13 | 12 | 3.05 | .923 |





Canadian Tire Centre • 1000 Palladium Drive  
 Ottawa, ON K2V 1A5 • (613) 599-0250  
 GM: Bryan Murray  
 Head Coach: Paul MacLean  
 PR: Brian Morris, Chris Moore, Amanda Nigh

| Season        | OVERALL   |          |          |          |           |           | HOME      |          |          |          |          |          | ROAD      |           |          |          |          |          |          |           |           |           |
|---------------|-----------|----------|----------|----------|-----------|-----------|-----------|----------|----------|----------|----------|----------|-----------|-----------|----------|----------|----------|----------|----------|-----------|-----------|-----------|
|               | GP        | W        | L        | OT       | PTS       | GF        | GA        | GP       | W        | L        | OT       | PTS      | GF        | GA        | GP       | W        | L        | OT       | PTS      | GF        | GA        |           |
| 1998-99       | 2         | 0        | 2        | 0        | 0         | 2         | 6         | 1        | 0        | 1        | 0        | 0        | 1         | 3         | 1        | 0        | 1        | 0        | 0        | 1         | 3         | 3         |
| 1999-00       | 1         | 1        | 0        | 0        | 2         | 2         | 1         | 0        | 0        | 0        | 0        | 0        | 0         | 0         | 1        | 1        | 0        | 0        | 2        | 2         | 1         | 1         |
| 2000-01       | 1         | 0        | 1        | 0        | 0         | 0         | 4         | 1        | 0        | 1        | 0        | 0        | 0         | 4         | 0        | 0        | 0        | 0        | 0        | 0         | 0         | 0         |
| 2001-02       | 2         | 1        | 1        | 0        | 2         | 6         | 5         | 1        | 1        | 0        | 0        | 2        | 4         | 2         | 1        | 0        | 1        | 0        | 0        | 2         | 3         | 3         |
| 2002-03       | 2         | 1        | 1        | 0        | 2         | 3         | 6         | 1        | 1        | 0        | 0        | 2        | 3         | 2         | 1        | 0        | 1        | 0        | 0        | 0         | 4         | 4         |
| 2003-04       | 1         | 0        | 1        | 0        | 0         | 2         | 4         | 0        | 0        | 0        | 0        | 0        | 0         | 0         | 1        | 0        | 1        | 0        | 0        | 2         | 4         | 4         |
| 2006-07       | 1         | 1        | 0        | 0        | 2         | 6         | 0         | 1        | 1        | 0        | 0        | 2        | 6         | 0         | 0        | 0        | 0        | 0        | 0        | 0         | 0         | 0         |
| 2007-08       | 1         | 1        | 0        | 0        | 2         | 6         | 5         | 0        | 0        | 0        | 0        | 0        | 0         | 0         | 1        | 1        | 0        | 0        | 2        | 6         | 5         | 5         |
| 2008-09       | 1         | 0        | 1        | 0        | 0         | 0         | 2         | 1        | 0        | 1        | 0        | 0        | 0         | 2         | 0        | 0        | 0        | 0        | 0        | 0         | 0         | 0         |
| 2009-10       | 1         | 1        | 0        | 0        | 2         | 6         | 5         | 0        | 0        | 0        | 0        | 0        | 0         | 0         | 1        | 1        | 0        | 0        | 2        | 6         | 5         | 5         |
| 2010-11       | 1         | 0        | 1        | 0        | 0         | 1         | 2         | 1        | 0        | 1        | 0        | 0        | 1         | 2         | 0        | 0        | 0        | 0        | 0        | 0         | 0         | 0         |
| 2011-12       | 1         | 0        | 1        | 0        | 0         | 3         | 4         | 0        | 0        | 0        | 0        | 0        | 0         | 0         | 1        | 0        | 1        | 0        | 0        | 3         | 4         | 4         |
| 2013-14       | 2         | 1        | 0        | 1        | 3         | 5         | 5         | 1        | 0        | 0        | 1        | 1        | 1         | 2         | 1        | 1        | 0        | 0        | 2        | 4         | 3         | 3         |
| <b>Totals</b> | <b>17</b> | <b>7</b> | <b>9</b> | <b>1</b> | <b>15</b> | <b>42</b> | <b>49</b> | <b>8</b> | <b>3</b> | <b>4</b> | <b>1</b> | <b>7</b> | <b>16</b> | <b>17</b> | <b>9</b> | <b>4</b> | <b>5</b> | <b>0</b> | <b>8</b> | <b>26</b> | <b>32</b> | <b>32</b> |

OT column includes both ties and overtime losses in 1999-00, 2000-01, 2001-02, 2002-03 and 2003-04. OT column includes ties in 1998-99.

|                | DATE              | VISITOR            | HOME               |
|----------------|-------------------|--------------------|--------------------|
| <b>1998-99</b> | October 17, 1998  | Nashville          | <b>OTTAWA</b> 3    |
|                | December 1, 1998  | <b>OTTAWA</b> 3    | Nashville 1        |
| <b>1999-00</b> | November 11, 1999 | <b>NASHVILLE</b> 2 | Ottawa 1           |
| <b>2000-01</b> | March 24, 2001    | <b>OTTAWA</b> 4    | Nashville 0        |
| <b>2001-02</b> | November 10, 2001 | Nashville          | <b>OTTAWA</b> 3    |
|                | December 6, 2001  | Ottawa             | <b>NASHVILLE</b> 4 |
| <b>2002-03</b> | December 30, 2002 | Ottawa             | <b>NASHVILLE</b> 3 |
|                | February 22, 2003 | Nashville          | <b>OTTAWA</b> 4    |
| <b>2003-04</b> | March 6, 2004     | Nashville          | <b>OTTAWA</b> 4    |
| <b>2006-07</b> | December 14, 2006 | Ottawa             | <b>NASHVILLE</b> 6 |
| <b>2007-08</b> | November 29, 2007 | <b>NASHVILLE</b> 6 | Ottawa 5           |

|                | DATE              | VISITOR            | HOME            |
|----------------|-------------------|--------------------|-----------------|
| <b>2008-09</b> | February 16, 2009 | <b>OTTAWA</b> 2    | Nashville 0     |
| <b>2009-10</b> | October 22, 2009  | <b>NASHVILLE</b> 6 | Ottawa 5 OT     |
| <b>2010-11</b> | December 23, 2010 | <b>OTTAWA</b> 2    | Nashville 1     |
| <b>2011-12</b> | February 9, 2012  | Nashville          | <b>OTTAWA</b> 4 |
| <b>2013-14</b> | January 11, 2014  | <b>OTTAWA</b> 2    | Nashville 1 SO  |
|                | March 10, 2014    | <b>NASHVILLE</b> 4 | Ottawa 3 OT     |

NHL & OPPONENTS



# NHL & OPPONENTS

## PHILADELPHIA FLYERS

### 2013-14 SEASON SERIES

#### @ NASHVILLE

| Date          | Score         | W/Goal             |
|---------------|---------------|--------------------|
| 30 Nov '13 ** | PHI 3 @ NSH 2 | Vincent Lecavalier |

#### GOALS BY PERIOD

|              | 1st | 2nd | 3rd | OT | Total |
|--------------|-----|-----|-----|----|-------|
| Nashville    | 3   | 0   | 2   | 0  | 5     |
| Philadelphia | 2   | 1   | 2   | 0  | 5     |

#### INDIVIDUAL SCORING

| PREDATORS        |    |   |   |   |     |     |    |    |
|------------------|----|---|---|---|-----|-----|----|----|
| PLAYER           | GP | G | A | P | +/- | PIM | PP | SH |
| Shea Weber       | 1  | 1 | 2 | 3 | 1   | 0   | 1  | 0  |
| Mike Fisher      | 2  | 1 | 1 | 2 | 1   | 2   | 0  | 0  |
| David Legwand    | 2  | 1 | 1 | 2 | 0   | 4   | 1  | 0  |
| Gabriel Bourque  | 2  | 0 | 2 | 2 | 2   | 0   | 0  | 0  |
| Eric Nystrom     | 2  | 1 | 0 | 1 | 0   | 0   | 0  | 0  |
| Colin Wilson     | 2  | 1 | 0 | 1 | 1   | 0   | 0  | 0  |
| Ryan Ellis       | 2  | 0 | 1 | 1 | 1   | 0   | 0  | 0  |
| Patric Hornqvist | 2  | 0 | 1 | 1 | 0   | 0   | 0  | 0  |
| Roman Josi       | 2  | 0 | 1 | 1 | 1   | 0   | 0  | 0  |
| Victor Bartley   | 2  | 0 | 0 | 0 | 0   | 0   | 0  | 0  |
| Matt Cullen      | 2  | 0 | 0 | 0 | -1  | 0   | 0  | 0  |
| Mattias Ekholm   | 2  | 0 | 0 | 0 | -3  | 0   | 0  | 0  |
| Paul Gaustad     | 2  | 0 | 0 | 0 | -1  | 2   | 0  | 0  |
| Seth Jones       | 2  | 0 | 0 | 0 | -3  | 0   | 0  | 0  |
| Craig Smith      | 2  | 0 | 0 | 0 | -1  | 0   | 0  | 0  |
| Nick Spaling     | 2  | 0 | 0 | 0 | -2  | 2   | 0  | 0  |
| Viktor Stalberg  | 2  | 0 | 0 | 0 | -1  | 2   | 0  | 0  |
| Rich Clune       | 1  | 0 | 0 | 0 | -1  | 0   | 0  | 0  |
| Matt Hendricks   | 1  | 0 | 0 | 0 | 0   | 2   | 0  | 0  |
| Joe Piskula      | 1  | 0 | 0 | 0 | 1   | 0   | 0  | 0  |

Power Play: 2-10 20.0% / Penalty Killing: 6-7 85.7%

#### @ PHILADELPHIA

| Date          | Score         | W/Goal     |
|---------------|---------------|------------|
| 16 Jan '14 ** | NSH 4 @ PHI 3 | Roman Josi |

\* overtime \*\* shootout

#### SHOTS BY PERIOD

|              | 1st | 2nd | 3rd | OT | Total |
|--------------|-----|-----|-----|----|-------|
| Nashville    | 23  | 25  | 20  | 5  | 73    |
| Philadelphia | 23  | 16  | 11  | 4  | 54    |

| FLYERS             |    |   |   |   |     |     |    |    |
|--------------------|----|---|---|---|-----|-----|----|----|
| PLAYER             | GP | G | A | P | +/- | PIM | PP | SH |
| Andrei Meszaros    | 2  | 1 | 2 | 3 | 2   | 0   | 0  | 0  |
| Wayne Simmonds     | 2  | 1 | 2 | 3 | 2   | 0   | 1  | 0  |
| Sean Couturier     | 2  | 1 | 0 | 1 | 2   | 0   | 0  | 0  |
| Claude Giroux      | 2  | 1 | 0 | 1 | -1  | 2   | 0  | 0  |
| Brayden Schenn     | 2  | 1 | 0 | 1 | 1   | 2   | 0  | 0  |
| Steve Downie       | 2  | 0 | 1 | 1 | 0   | 0   | 0  | 0  |
| Scott Hartnell     | 2  | 0 | 1 | 1 | 1   | 0   | 0  | 0  |
| Mark Streit        | 2  | 0 | 1 | 1 | 1   | 2   | 0  | 0  |
| Kimmo Timonen      | 2  | 0 | 1 | 1 | 0   | 2   | 0  | 0  |
| Braydon Coburn     | 2  | 0 | 0 | 0 | -1  | 4   | 0  | 0  |
| Nicklas Grossmann  | 2  | 0 | 0 | 0 | -1  | 4   | 0  | 0  |
| Adam Hall          | 2  | 0 | 0 | 0 | 0   | 0   | 0  | 0  |
| Vincent Lecavalier | 2  | 0 | 0 | 0 | -1  | 0   | 0  | 0  |
| Michael Raffl      | 2  | 0 | 0 | 0 | -1  | 0   | 0  | 0  |
| Matt Read          | 2  | 0 | 0 | 0 | 1   | 2   | 0  | 0  |
| Luke Schenn        | 2  | 0 | 0 | 0 | 1   | 0   | 0  | 0  |
| Jakub Voracek      | 2  | 0 | 0 | 0 | -1  | 0   | 0  | 0  |
| Zac Rinaldo        | 1  | 0 | 0 | 0 | 0   | 0   | 0  | 0  |
| Chris VandeVelde   | 1  | 0 | 0 | 0 | 0   | 0   | 0  | 0  |

Power Play: 1-7 14.3% / Penalty Killing: 8-10 80.0%

#### GOALTENDING

##### PREDATORS

|               | GP | MIN | W-L-OT | GA | SA | SV | GAA  | SV%  |
|---------------|----|-----|--------|----|----|----|------|------|
| Carter Hutton | 1  | 65  | 1-0-0  | 3  | 30 | 27 | 2.77 | .900 |
| Marek Mazanec | 1  | 65  | 0-0-1  | 2  | 24 | 22 | 1.85 | .917 |

##### FLYERS

|             | GP | MIN | W-L-OT | GA | SA | SV | GAA  | SV%  |
|-------------|----|-----|--------|----|----|----|------|------|
| Steve Mason | 2  | 130 | 1-0-1  | 5  | 73 | 68 | 2.31 | .932 |



Wells Fargo Center • 3601 South Broad St.  
Philadelphia, PA 19148 • (215) 465-4500

GM: Ron Hextall

Head Coach: Craig Berube

PR: Zack Hill, Joe Silville, Brian Smith

| Season        | OVERALL   |          |          |          |           |           |           |          | HOME     |          |          |          |           |           |           |          | ROAD     |          |          |           |           |           |  |  |
|---------------|-----------|----------|----------|----------|-----------|-----------|-----------|----------|----------|----------|----------|----------|-----------|-----------|-----------|----------|----------|----------|----------|-----------|-----------|-----------|--|--|
|               | GP        | W        | L        | OT       | PTS       | GF        | GA        | GP       | W        | L        | OT       | PTS      | GF        | GA        | GP        | W        | L        | OT       | PTS      | GF        | GA        |           |  |  |
| 1998-99       | 2         | 0        | 2        | 0        | 0         | 1         | 10        | 1        | 0        | 1        | 0        | 0        | 1         | 2         | 1         | 0        | 1        | 0        | 0        | 0         | 0         | 8         |  |  |
| 1999-00       | 2         | 0        | 1        | 1        | 1         | 1         | 3         | 1        | 0        | 1        | 0        | 0        | 0         | 2         | 1         | 0        | 0        | 1        | 1        | 1         | 1         | 1         |  |  |
| 2000-01       | 2         | 1        | 0        | 1        | 3         | 5         | 3         | 1        | 0        | 0        | 1        | 1        | 2         | 2         | 1         | 1        | 0        | 0        | 2        | 3         | 1         | 1         |  |  |
| 2001-02       | 1         | 1        | 0        | 0        | 2         | 3         | 2         | 0        | 0        | 0        | 0        | 0        | 0         | 0         | 1         | 1        | 0        | 0        | 2        | 3         | 2         | 2         |  |  |
| 2002-03       | 1         | 0        | 0        | 1        | 1         | 1         | 1         | 1        | 0        | 0        | 1        | 1        | 1         | 1         | 0         | 0        | 0        | 0        | 0        | 0         | 0         | 0         |  |  |
| 2003-04       | 1         | 0        | 1        | 0        | 0         | 2         | 5         | 0        | 0        | 0        | 0        | 0        | 0         | 0         | 1         | 0        | 1        | 0        | 0        | 2         | 5         | 5         |  |  |
| 2005-06       | 1         | 1        | 0        | 0        | 2         | 4         | 3         | 1        | 1        | 0        | 0        | 2        | 4         | 3         | 0         | 0        | 0        | 0        | 0        | 0         | 0         | 0         |  |  |
| 2006-07       | 1         | 1        | 0        | 0        | 2         | 3         | 2         | 0        | 0        | 0        | 0        | 0        | 0         | 0         | 1         | 1        | 0        | 0        | 2        | 3         | 2         | 2         |  |  |
| 2008-09       | 1         | 0        | 1        | 0        | 0         | 1         | 4         | 0        | 0        | 0        | 0        | 0        | 0         | 0         | 1         | 0        | 1        | 0        | 0        | 1         | 4         | 4         |  |  |
| 2009-10       | 1         | 1        | 0        | 0        | 2         | 4         | 3         | 1        | 1        | 0        | 0        | 2        | 4         | 3         | 0         | 0        | 0        | 0        | 0        | 0         | 0         | 0         |  |  |
| 2010-11       | 1         | 0        | 1        | 0        | 0         | 2         | 3         | 0        | 0        | 0        | 0        | 0        | 0         | 0         | 1         | 0        | 1        | 0        | 0        | 2         | 3         | 3         |  |  |
| 2011-12       | 2         | 1        | 1        | 0        | 2         | 5         | 6         | 1        | 1        | 0        | 0        | 2        | 4         | 2         | 1         | 0        | 1        | 0        | 0        | 1         | 4         | 4         |  |  |
| 2013-14       | 2         | 1        | 0        | 1        | 3         | 6         | 6         | 1        | 0        | 0        | 1        | 1        | 2         | 3         | 1         | 1        | 0        | 0        | 2        | 4         | 3         | 3         |  |  |
| <b>Totals</b> | <b>18</b> | <b>7</b> | <b>7</b> | <b>4</b> | <b>18</b> | <b>38</b> | <b>51</b> | <b>8</b> | <b>3</b> | <b>2</b> | <b>3</b> | <b>9</b> | <b>18</b> | <b>18</b> | <b>10</b> | <b>4</b> | <b>5</b> | <b>1</b> | <b>9</b> | <b>20</b> | <b>33</b> | <b>33</b> |  |  |

OT column includes both ties and overtime losses in 1999-00 (one road tie), 2000-01 (one home tie), 2001-02, 2002-03 (one home tie) and 2003-04. OT column includes ties in 1998-99.

| DATE                             | VISITOR               | HOME                    |
|----------------------------------|-----------------------|-------------------------|
| <b>1998-99</b> January 11, 1999  | Nashville             | 0 <b>PHILADELPHIA</b> 8 |
| April 1, 1999                    | <b>PHILADELPHIA</b> 2 | Nashville 1             |
| <b>1999-00</b> December 19, 1999 | Nashville             | 1 Philadelphia 1 OT     |
| March 21, 2000                   | <b>PHILADELPHIA</b> 2 | Nashville 0             |
| <b>2000-01</b> November 2, 2000  | <b>NASHVILLE</b> 3    | Philadelphia 1          |
| December 12, 2000                | Philadelphia 2        | Nashville 2 OT          |
| <b>2001-02</b> January 24, 2002  | <b>NASHVILLE</b> 3    | Philadelphia 2 OT       |
| <b>2002-03</b> March 25, 2003    | Philadelphia 1        | Nashville 1 OT          |
| <b>2003-04</b> March 3, 2004     | Nashville 2           | <b>PHILADELPHIA</b> 5   |
| <b>2005-06</b> December 3, 2005  | Philadelphia 3        | <b>NASHVILLE</b> 4 SO   |

| DATE                             | VISITOR               | HOME                  |
|----------------------------------|-----------------------|-----------------------|
| <b>2006-07</b> November 29, 2006 | <b>NASHVILLE</b> 3    | Philadelphia 2        |
| <b>2008-09</b> March 7, 2009     | Nashville 1           | <b>PHILADELPHIA</b> 4 |
| <b>2009-10</b> March 16, 2010    | Philadelphia 3        | <b>NASHVILLE</b> 4 SO |
| <b>2010-11</b> February 3, 2011  | Nashville 2           | <b>PHILADELPHIA</b> 3 |
| <b>2011-12</b> January 14, 2012  | Philadelphia 2        | <b>NASHVILLE</b> 4    |
| February 2, 2012                 | Nashville 1           | <b>PHILADELPHIA</b> 4 |
| <b>2013-14</b> November 30, 2013 | <b>PHILADELPHIA</b> 3 | Nashville 2 SO        |
| January 16, 2014                 | <b>NASHVILLE</b> 4    | Philadelphia 3 SO     |

NHL & OPPONENTS



# NHL & OPPONENTS

## PITTSBURGH PENGUINS

### 2013-14 SEASON SERIES

#### @ NASHVILLE

| Date      | Score         | W/Goal        |
|-----------|---------------|---------------|
| 4 Mar '14 | PIT 3 @ NSH 1 | Matt Niskanen |

#### GOALS BY PERIOD

|            | 1st | 2nd | 3rd | OT | Total |
|------------|-----|-----|-----|----|-------|
| Nashville  | 1   | 1   | 0   | -  | 2     |
| Pittsburgh | 2   | 3   | 2   | -  | 7     |

#### INDIVIDUAL SCORING

| PLAYER            | PREDATORS |   |   |   |     |     |    |    |
|-------------------|-----------|---|---|---|-----|-----|----|----|
|                   | GP        | G | A | P | +/- | PIM | PP | SH |
| Gabriel Bourque   | 2         | 1 | 0 | 1 | -1  | 0   | 0  | 0  |
| Patric Hornqvist  | 2         | 1 | 0 | 1 | 0   | 0   | 0  | 0  |
| Mike Fisher       | 2         | 0 | 1 | 1 | 1   | 0   | 0  | 0  |
| Nick Spaling      | 2         | 0 | 1 | 1 | 1   | 0   | 0  | 0  |
| Kevin Klein       | 1         | 0 | 1 | 1 | -1  | 0   | 0  | 0  |
| Matt Cullen       | 2         | 0 | 0 | 0 | -2  | 0   | 0  | 0  |
| Mattias Ekholm    | 2         | 0 | 0 | 0 | 0   | 0   | 0  | 0  |
| Ryan Ellis        | 2         | 0 | 0 | 0 | 0   | 2   | 0  | 0  |
| Paul Gaustad      | 2         | 0 | 0 | 0 | -2  | 0   | 0  | 0  |
| Seth Jones        | 2         | 0 | 0 | 0 | -1  | 0   | 0  | 0  |
| Roman Josi        | 2         | 0 | 0 | 0 | -2  | 2   | 0  | 0  |
| David Legwand     | 2         | 0 | 0 | 0 | -2  | 4   | 0  | 0  |
| Eric Nystrom      | 2         | 0 | 0 | 0 | 0   | 5   | 0  | 0  |
| Craig Smith       | 2         | 0 | 0 | 0 | -2  | 2   | 0  | 0  |
| Viktor Stalberg   | 2         | 0 | 0 | 0 | -1  | 0   | 0  | 0  |
| Shea Weber        | 2         | 0 | 0 | 0 | -2  | 12  | 0  | 0  |
| Colin Wilson      | 2         | 0 | 0 | 0 | 0   | 5   | 0  | 0  |
| Michael Del Zotto | 1         | 0 | 0 | 0 | 0   | 2   | 0  | 0  |
| Filip Forsberg    | 1         | 0 | 0 | 0 | 0   | 0   | 0  | 0  |
| Simon Moser       | 1         | 0 | 0 | 0 | -1  | 2   | 0  | 0  |

Power Play: 0-6 0.0% / Penalty Killing: 7-9 77.8%

#### GOALTENDING

##### PREDATORS

|               | GP | MIN | W-L-OT | GA | SA | SV | GAA  | SV%   |
|---------------|----|-----|--------|----|----|----|------|-------|
| Carter Hutton | 1  | 20  | 0-0-0  | 0  | 8  | 8  | 0.00 | 1.000 |
| Pekka Rinne   | 1  | 59  | 0-1-0  | 3  | 19 | 16 | 3.03 | .842  |
| Marek Mazanec | 1  | 40  | 0-1-0  | 4  | 25 | 21 | 6.03 | .840  |

##### PENGUINS

|                   | GP | MIN | W-L-OT | GA | SA | SV | GAA  | SV%  |
|-------------------|----|-----|--------|----|----|----|------|------|
| Marc-Andre Fleury | 2  | 120 | 2-0-0  | 2  | 37 | 35 | 1.00 | .946 |

#### @ PITTSBURGH

| Date       | Score         | W/Goal     |
|------------|---------------|------------|
| 15 Nov '13 | NSH 1 @ PIT 4 | James Neal |

\* overtime \*\* shootout

#### SHOTS BY PERIOD

|            | 1st | 2nd | 3rd | OT | Total |
|------------|-----|-----|-----|----|-------|
| Nashville  | 16  | 10  | 11  | -  | 37    |
| Pittsburgh | 18  | 19  | 15  | -  | 52    |

#### INDIVIDUAL SCORING

| PLAYER          | PENGUINS |   |   |   |     |     |    |    |
|-----------------|----------|---|---|---|-----|-----|----|----|
|                 | GP       | G | A | P | +/- | PIM | PP | SH |
| Sidney Crosby   | 2        | 0 | 4 | 4 | 2   | 0   | 0  | 0  |
| Evgeni Malkin   | 2        | 0 | 3 | 3 | -1  | 2   | 0  | 0  |
| Matt Niskanen   | 2        | 2 | 0 | 2 | 1   | 2   | 1  | 0  |
| James Neal      | 2        | 1 | 1 | 2 | -1  | 2   | 1  | 0  |
| Brandon Sutter  | 2        | 1 | 1 | 2 | 2   | 0   | 0  | 0  |
| Chris Kunitz    | 2        | 1 | 0 | 1 | 2   | 0   | 0  | 0  |
| Pascal Dupuis   | 1        | 1 | 0 | 1 | 1   | 0   | 0  | 0  |
| Kris Letang     | 1        | 1 | 0 | 1 | 0   | 0   | 0  | 0  |
| Jussi Jokinen   | 2        | 0 | 1 | 1 | 1   | 0   | 0  | 0  |
| Matt D'Agostini | 1        | 0 | 1 | 1 | 1   | 0   | 0  | 0  |
| Brian Gibbons   | 1        | 0 | 1 | 1 | 2   | 0   | 0  | 0  |
| Paul Martin     | 1        | 0 | 1 | 1 | 1   | 0   | 0  | 0  |
| Craig Adams     | 2        | 0 | 0 | 0 | 0   | 0   | 0  | 0  |
| Tanner Glass    | 2        | 0 | 0 | 0 | 0   | 5   | 0  | 0  |
| Olli Maatta     | 2        | 0 | 0 | 0 | 0   | 0   | 0  | 0  |
| Brooks Orpik    | 2        | 0 | 0 | 0 | 2   | 0   | 0  | 0  |
| Joe Vitale      | 2        | 0 | 0 | 0 | -1  | 0   | 0  | 0  |
| Beau Bennett    | 1        | 0 | 0 | 0 | 1   | 0   | 0  | 0  |
| Robert Bortuzzo | 1        | 0 | 0 | 0 | 0   | 5   | 0  | 0  |
| Simon Despres   | 1        | 0 | 0 | 0 | 0   | 2   | 0  | 0  |
| Deryk Engelland | 1        | 0 | 0 | 0 | 1   | 2   | 0  | 0  |
| Chuck Kobasew   | 1        | 0 | 0 | 0 | 0   | 0   | 0  | 0  |
| Taylor Pyatt    | 1        | 0 | 0 | 0 | 0   | 0   | 0  | 0  |
| Rob Scuderi     | 1        | 0 | 0 | 0 | 1   | 0   | 0  | 0  |

Power Play: 2-9 22.2% / Penalty Killing: 6-6 100.0%



Consol Energy Center • 1001 Fifth Avenue  
Pittsburgh, PA 15219 • (412) 642-1800

GM: Jim Rutherford

Head Coach: Mike Johnston

PR: Tom McMillan, Jennifer Bullano, Jason Seidling

| Season        | OVERALL   |          |          |          |           |           |           | HOME      |          |          |          |           |           |           | ROAD     |          |          |          |          |           |           |   |
|---------------|-----------|----------|----------|----------|-----------|-----------|-----------|-----------|----------|----------|----------|-----------|-----------|-----------|----------|----------|----------|----------|----------|-----------|-----------|---|
|               | GP        | W        | L        | OT       | PTS       | GF        | GA        | GP        | W        | L        | OT       | PTS       | GF        | GA        | GP       | W        | L        | OT       | PTS      | GF        | GA        |   |
| 1998-99       | 2         | 0        | 1        | 1        | 1         | 3         | 4         | 1         | 0        | 1        | 0        | 0         | 2         | 3         | 1        | 0        | 0        | 1        | 1        | 1         | 1         | 1 |
| 1999-00       | 2         | 1        | 1        | 0        | 2         | 6         | 8         | 1         | 1        | 0        | 0        | 2         | 4         | 2         | 1        | 0        | 1        | 0        | 0        | 2         | 6         |   |
| 2000-01       | 2         | 1        | 1        | 0        | 2         | 4         | 4         | 1         | 0        | 1        | 0        | 0         | 1         | 3         | 1        | 1        | 0        | 0        | 2        | 3         | 1         |   |
| 2001-02       | 1         | 1        | 0        | 0        | 2         | 5         | 0         | 1         | 1        | 0        | 0        | 2         | 5         | 0         | 0        | 0        | 0        | 0        | 0        | 0         | 0         |   |
| 2002-03       | 2         | 1        | 0        | 1        | 3         | 8         | 2         | 1         | 1        | 0        | 0        | 2         | 6         | 0         | 1        | 0        | 0        | 1        | 1        | 2         | 2         |   |
| 2003-04       | 2         | 2        | 0        | 0        | 4         | 12        | 6         | 1         | 1        | 0        | 0        | 2         | 3         | 2         | 1        | 1        | 0        | 0        | 2        | 9         | 4         |   |
| 2005-06       | 1         | 1        | 0        | 0        | 2         | 5         | 4         | 1         | 1        | 0        | 0        | 2         | 5         | 4         | 0        | 0        | 0        | 0        | 0        | 0         | 0         |   |
| 2006-07       | 1         | 0        | 1        | 0        | 0         | 1         | 4         | 0         | 0        | 0        | 0        | 0         | 0         | 0         | 1        | 0        | 1        | 0        | 0        | 1         | 4         |   |
| 2008-09       | 1         | 1        | 0        | 0        | 2         | 5         | 3         | 1         | 1        | 0        | 0        | 2         | 5         | 3         | 0        | 0        | 0        | 0        | 0        | 0         | 0         |   |
| 2009-10       | 1         | 1        | 0        | 0        | 2         | 4         | 3         | 0         | 0        | 0        | 0        | 0         | 0         | 0         | 1        | 1        | 0        | 0        | 2        | 4         | 3         |   |
| 2010-11       | 1         | 0        | 0        | 1        | 1         | 3         | 4         | 1         | 0        | 0        | 1        | 1         | 3         | 4         | 0        | 0        | 0        | 0        | 0        | 0         | 0         |   |
| 2011-12       | 1         | 0        | 1        | 0        | 0         | 1         | 5         | 0         | 0        | 0        | 0        | 0         | 0         | 0         | 1        | 0        | 1        | 0        | 0        | 1         | 5         |   |
| 2013-14       | 2         | 0        | 2        | 0        | 0         | 2         | 7         | 1         | 0        | 1        | 0        | 0         | 1         | 3         | 1        | 0        | 1        | 0        | 0        | 1         | 4         |   |
| <b>Totals</b> | <b>19</b> | <b>9</b> | <b>7</b> | <b>3</b> | <b>21</b> | <b>59</b> | <b>54</b> | <b>10</b> | <b>6</b> | <b>3</b> | <b>1</b> | <b>13</b> | <b>35</b> | <b>24</b> | <b>9</b> | <b>3</b> | <b>4</b> | <b>2</b> | <b>8</b> | <b>24</b> | <b>30</b> |   |

OT column includes both ties and overtime losses in 1999-00, 2000-01, 2001-02, 2002-03 (one road tie) and 2003-04. OT column includes ties in 1998-99 (one road tie).

|         | DATE              | VISITOR    | HOME              |
|---------|-------------------|------------|-------------------|
| 1998-99 | February 13, 1999 | PITTSBURGH | 3 Nashville 2 OT  |
|         | March 20, 1999    | Nashville  | 1 Pittsburgh 1 OT |
| 1999-00 | November 13, 1999 | Nashville  | 2 PITTSBURGH 6    |
|         | January 15, 2000  | Pittsburgh | 2 NASHVILLE 4     |
| 2000-01 | October 7, 2000   | NASHVILLE  | 3 Pittsburgh 1    |
|         | October 8, 2000   | PITTSBURGH | 3 Nashville 1     |
| 2001-02 | November 23, 2001 | Pittsburgh | 0 NASHVILLE 5     |
| 2002-03 | February 27, 2003 | Pittsburgh | 0 NASHVILLE 6     |
|         | March 12, 2003    | Nashville  | 2 Pittsburgh 2 OT |
| 2003-04 | January 1, 2004   | Pittsburgh | 2 NASHVILLE 3     |
|         | March 4, 2004     | NASHVILLE  | 9 Pittsburgh 4    |

|         | DATE              | VISITOR    | HOME              |
|---------|-------------------|------------|-------------------|
| 2005-06 | January 15, 2006  | Pittsburgh | 4 NASHVILLE 5     |
| 2006-07 | February 6, 2007  | Nashville  | 1 PITTSBURGH 4    |
| 2008-09 | January 8, 2009   | Pittsburgh | 3 NASHVILLE 5     |
| 2009-10 | February 14, 2010 | NASHVILLE  | 4 Pittsburgh 3 SO |
| 2010-11 | October 21, 2010  | PITTSBURGH | 4 Nashville 3 OT  |
|         | March 22, 2012    | Nashville  | 1 PITTSBURGH 5    |
| 2013-14 | November 15, 2013 | Nashville  | 1 PITTSBURGH 4    |
|         | March 4, 2014     | PITTSBURGH | 3 Nashville 1     |

NHL & OPPONENTS





# NHL & OPPONENTS

## ST. LOUIS BLUES

### 2013-14 SEASON SERIES

#### @ NASHVILLE

| Date       | Score         | W/Goal          |
|------------|---------------|-----------------|
| 15 Mar '14 | STL 4 @ NSH 1 | Patrik Berglund |
| 6 Mar '14  | STL 2 @ NSH 1 | Magnus Paajarvi |
| 26 Oct '13 | STL 6 @ NSH 1 | T.J. Oshie      |

### GOALS BY PERIOD

|           | 1st | 2nd | 3rd | OT | Total |
|-----------|-----|-----|-----|----|-------|
| Nashville | 2   | 3   | 3   | 0  | 8     |
| St. Louis | 7   | 7   | 5   | 0  | 19    |

### INDIVIDUAL SCORING

| PLAYER            | PREDATORS |   |   |   |     |     |    |    |
|-------------------|-----------|---|---|---|-----|-----|----|----|
|                   | GP        | G | A | P | +/- | PIM | PP | SH |
| Mike Fisher       | 5         | 2 | 1 | 3 | -1  | 6   | 0  | 0  |
| Nick Spaling      | 4         | 2 | 1 | 3 | -1  | 0   | 0  | 1  |
| Eric Nystrom      | 5         | 1 | 2 | 3 | 0   | 10  | 0  | 0  |
| Patrik Hornqvist  | 5         | 0 | 3 | 3 | -1  | 4   | 0  | 0  |
| Paul Gaustad      | 5         | 1 | 1 | 2 | -2  | 4   | 0  | 0  |
| David Legwand     | 3         | 1 | 1 | 2 | 0   | 0   | 0  | 0  |
| Roman Josi        | 4         | 1 | 0 | 1 | 2   | 0   | 0  | 0  |
| Mattias Ekholm    | 5         | 0 | 1 | 1 | 0   | 2   | 0  | 0  |
| Craig Smith       | 5         | 0 | 1 | 1 | -2  | 0   | 0  | 0  |
| Colton Sissons    | 2         | 0 | 1 | 1 | 1   | 0   | 0  | 0  |
| Gabriel Bourque   | 5         | 0 | 0 | 0 | -3  | 0   | 0  | 0  |
| Seth Jones        | 5         | 0 | 0 | 0 | -3  | 2   | 0  | 0  |
| Shea Weber        | 5         | 0 | 0 | 0 | 1   | 4   | 0  | 0  |
| Colin Wilson      | 5         | 0 | 0 | 0 | -3  | 2   | 0  | 0  |
| Rich Clune        | 4         | 0 | 0 | 0 | -1  | 9   | 0  | 0  |
| Matt Cullen       | 4         | 0 | 0 | 0 | -3  | 2   | 0  | 0  |
| Ryan Ellis        | 4         | 0 | 0 | 0 | -5  | 2   | 0  | 0  |
| Michael Del Zotto | 3         | 0 | 0 | 0 | -4  | 2   | 0  | 0  |
| Victor Bartley    | 2         | 0 | 0 | 0 | -4  | 6   | 0  | 0  |
| Matt Hendricks    | 2         | 0 | 0 | 0 | 0   | 7   | 0  | 0  |
| Kevin Klein       | 2         | 0 | 0 | 0 | 0   | 0   | 0  | 0  |
| Viktor Stalberg   | 2         | 0 | 0 | 0 | 0   | 0   | 0  | 0  |
| Taylor Beck       | 1         | 0 | 0 | 0 | 0   | 0   | 0  | 0  |
| Patrick Eaves     | 1         | 0 | 0 | 0 | -1  | 0   | 0  | 0  |
| Filip Forsberg    | 1         | 0 | 0 | 0 | -1  | 0   | 0  | 0  |
| Simon Moser       | 1         | 0 | 0 | 0 | 0   | 0   | 0  | 0  |

Power Play: 0-15 0.0% / Penalty Killing: 10-15 66.7%

#### @ ST. LOUIS

| Date         | Score         | W/Goal             |
|--------------|---------------|--------------------|
| 1 Feb '14 ** | NSH 3 @ STL 4 | Vladimir Tarasenko |
| 3 Oct '13    | NSH 2 @ STL 4 | T.J. Oshie         |

\* overtime \*\* shootout

### SHOTS BY PERIOD

|           | 1st | 2nd | 3rd | OT | Total |
|-----------|-----|-----|-----|----|-------|
| Nashville | 45  | 44  | 44  | 3  | 136   |
| St. Louis | 53  | 47  | 37  | 3  | 140   |

| PLAYER             | BLUES |   |   |   |     |     |    |    |
|--------------------|-------|---|---|---|-----|-----|----|----|
|                    | GP    | G | A | P | +/- | PIM | PP | SH |
| David Backes       | 5     | 2 | 4 | 6 | 2   | 2   | 1  | 0  |
| Alex Pietrangolo   | 5     | 1 | 5 | 6 | 5   | 0   | 1  | 0  |
| Alexander Steen    | 5     | 4 | 1 | 5 | 0   | 2   | 2  | 0  |
| Vladimir Tarasenko | 5     | 2 | 3 | 5 | 3   | 0   | 0  | 0  |
| T.J. Oshie         | 5     | 2 | 2 | 4 | 2   | 4   | 0  | 0  |
| Jaden Schwartz     | 5     | 2 | 2 | 4 | 4   | 0   | 1  | 0  |
| Jay Bouwmeester    | 5     | 0 | 4 | 4 | 4   | 0   | 0  | 0  |
| Patrik Berglund    | 5     | 2 | 1 | 3 | 1   | 6   | 0  | 0  |
| Derek Roy          | 4     | 1 | 2 | 3 | 3   | 0   | 0  | 0  |
| Ian Cole           | 3     | 1 | 1 | 2 | 2   | 4   | 0  | 0  |
| Vladimir Sobotka   | 3     | 1 | 1 | 2 | 2   | 8   | 0  | 0  |
| Roman Polak        | 5     | 0 | 2 | 2 | 4   | 0   | 0  | 0  |
| Kevin Shattenkirk  | 5     | 0 | 2 | 2 | -2  | 0   | 0  | 0  |
| Steve Ott          | 2     | 0 | 2 | 2 | 1   | 0   | 0  | 0  |
| Magnus Paajarvi    | 3     | 1 | 0 | 1 | 1   | 0   | 0  | 0  |
| Chris Stewart      | 3     | 0 | 1 | 1 | -3  | 14  | 0  | 0  |
| Barret Jackman     | 5     | 0 | 0 | 0 | -1  | 9   | 0  | 0  |
| Brenden Morrow     | 5     | 0 | 0 | 0 | -1  | 2   | 0  | 0  |
| Ryan Reaves        | 5     | 0 | 0 | 0 | 2   | 5   | 0  | 0  |
| Maxim Lapierre     | 4     | 0 | 0 | 0 | 1   | 0   | 0  | 0  |
| Jordan Leopold     | 2     | 0 | 0 | 0 | 0   | 0   | 0  | 0  |
| Chris Porter       | 1     | 0 | 0 | 0 | 0   | 0   | 0  | 0  |

Power Play: 5-15 33.3% / Penalty Killing: 15-15 100.0%

### GOALTENDING

| PREDATORS       | GP            | MIN | W-L-OT | GA    | SA | SV | GAA  | SV%  |
|-----------------|---------------|-----|--------|-------|----|----|------|------|
|                 | Carter Hutton | 3   | 163    | 0-1-1 | 9  | 82 | 73   | 3.31 |
| Pekka Rinne     | 3             | 128 | 0-3-0  | 9     | 54 | 45 | 4.20 | .833 |
| Magnus Hellberg | 1             | 12  | 0-0-0  | 1     | 4  | 3  | 4.92 | .750 |

| BLUES          | GP          | MIN | W-L-OT | GA    | SA | SV | GAA  | SV%  |
|----------------|-------------|-----|--------|-------|----|----|------|------|
|                | Ryan Miller | 2   | 120    | 2-0-0 | 2  | 52 | 50   | 1.00 |
| Jaroslav Halak | 2           | 120 | 2-0-0  | 3     | 53 | 50 | 1.50 | .943 |
| Brian Elliott  | 1           | 65  | 1-0-0  | 3     | 31 | 28 | 2.78 | .903 |



Scottrade Center • 1401 Clark Ave.  
 St. Louis, MO 63103 • (314) 622-2500  
 GM: Doug Armstrong  
 Head Coach: Ken Hitchcock  
 PR: Mike Caruso, Rich Jankowski, Dan O'Neill

| Season        | OVERALL   |           |           |           |           |            | HOME       |           |           |           |          |           | ROAD       |            |           |           |           |          |           |           |            |
|---------------|-----------|-----------|-----------|-----------|-----------|------------|------------|-----------|-----------|-----------|----------|-----------|------------|------------|-----------|-----------|-----------|----------|-----------|-----------|------------|
|               | GP        | W         | L         | OT        | PTS       | GF         | GA         | GP        | W         | L         | OT       | PTS       | GF         | GA         | GP        | W         | L         | OT       | PTS       | GF        | GA         |
| 1998-99       | 6         | 2         | 4         | 0         | 4         | 14         | 25         | 3         | 1         | 2         | 0        | 2         | 9          | 13         | 3         | 1         | 2         | 0        | 2         | 5         | 12         |
| 1999-00       | 6         | 1         | 3         | 2         | 4         | 11         | 16         | 3         | 0         | 2         | 1        | 1         | 5          | 8          | 3         | 1         | 1         | 1        | 3         | 6         | 8          |
| 2000-01       | 5         | 2         | 3         | 0         | 4         | 9          | 12         | 3         | 1         | 2         | 0        | 2         | 5          | 9          | 2         | 1         | 1         | 0        | 2         | 4         | 3          |
| 2001-02       | 5         | 0         | 4         | 1         | 1         | 9          | 21         | 2         | 0         | 1         | 1        | 1         | 4          | 6          | 3         | 0         | 3         | 0        | 0         | 5         | 15         |
| 2002-03       | 5         | 1         | 2         | 2         | 4         | 5          | 13         | 3         | 1         | 1         | 1        | 3         | 4          | 4          | 2         | 0         | 1         | 1        | 1         | 1         | 9          |
| 2003-04       | 6         | 2         | 3         | 1         | 5         | 10         | 12         | 3         | 2         | 1         | 0        | 4         | 8          | 6          | 3         | 0         | 2         | 1        | 1         | 2         | 6          |
| 2005-06       | 8         | 8         | 0         | 0         | 16        | 25         | 10         | 4         | 4         | 0         | 0        | 8         | 12         | 6          | 4         | 4         | 0         | 0        | 8         | 13        | 4          |
| 2006-07       | 8         | 7         | 1         | 0         | 14        | 26         | 16         | 4         | 4         | 0         | 0        | 8         | 13         | 7          | 4         | 3         | 1         | 0        | 6         | 13        | 9          |
| 2007-08       | 8         | 5         | 2         | 1         | 11        | 24         | 20         | 4         | 3         | 0         | 1        | 7         | 13         | 9          | 4         | 2         | 2         | 0        | 4         | 11        | 11         |
| 2008-09       | 6         | 2         | 2         | 2         | 6         | 11         | 17         | 3         | 1         | 0         | 2        | 4         | 5          | 6          | 3         | 1         | 2         | 0        | 2         | 6         | 11         |
| 2009-10       | 6         | 5         | 1         | 0         | 10        | 16         | 12         | 3         | 2         | 1         | 0        | 4         | 6          | 6          | 3         | 3         | 0         | 0        | 6         | 10        | 6          |
| 2010-11       | 6         | 2         | 3         | 1         | 5         | 8          | 14         | 3         | 1         | 1         | 1        | 3         | 5          | 8          | 3         | 1         | 2         | 0        | 2         | 3         | 6          |
| 2011-12       | 6         | 4         | 1         | 1         | 9         | 13         | 11         | 3         | 2         | 0         | 1        | 5         | 7          | 5          | 3         | 2         | 1         | 0        | 4         | 6         | 6          |
| 2012-13       | 4         | 1         | 2         | 1         | 3         | 9          | 9          | 2         | 0         | 1         | 1        | 1         | 3          | 5          | 2         | 1         | 1         | 0        | 2         | 6         | 4          |
| 2013-14       | 5         | 0         | 4         | 1         | 1         | 8          | 20         | 3         | 0         | 3         | 0        | 0         | 3          | 12         | 2         | 0         | 1         | 1        | 1         | 5         | 8          |
| <b>Totals</b> | <b>90</b> | <b>42</b> | <b>35</b> | <b>13</b> | <b>97</b> | <b>198</b> | <b>228</b> | <b>46</b> | <b>22</b> | <b>15</b> | <b>9</b> | <b>53</b> | <b>102</b> | <b>110</b> | <b>44</b> | <b>20</b> | <b>20</b> | <b>4</b> | <b>44</b> | <b>96</b> | <b>118</b> |

OT column includes both ties and overtime losses in 1999-00 (one home tie & one road OTL), 2000-01, 2001-02 (one home tie), 2002-03 (one home tie & one road OTL) and 2003-04 (one road tie). OT column includes ties in 1998-99.

| DATE    | VISITOR           | HOME                       |
|---------|-------------------|----------------------------|
| 1998-99 | November 14, 1998 | Nashville 1 ST. LOUIS 5    |
|         | November 19, 1998 | St. Louis 2 NASHVILLE 3    |
|         | November 24, 1998 | Nashville 0 ST. LOUIS 4    |
|         | January 1, 1999   | ST. LOUIS 6 Nashville 5    |
|         | February 20, 1999 | NASHVILLE 4 St. Louis 3    |
|         | March 2, 1999     | ST. LOUIS 5 Nashville 1    |
| 1999-00 | November 22, 1999 | Nashville 2 ST. LOUIS 3 OT |
|         | December 2, 1999  | Nashville 1 ST. LOUIS 3    |
|         | December 10, 1999 | ST. LOUIS 4 Nashville 2    |
|         | December 23, 1999 | St. Louis 2 Nashville 2 OT |
|         | December 26, 1999 | NASHVILLE 3 St. Louis 2    |
|         | February 18, 2000 | ST. LOUIS 2 Nashville 1    |
| 2000-01 | October 31, 2000  | ST. LOUIS 4 Nashville 2    |
|         | November 24, 2000 | ST. LOUIS 4 Nashville 0    |
|         | January 4, 2001   | NASHVILLE 4 St. Louis 2    |
|         | January 21, 2001  | St. Louis 1 NASHVILLE 3    |
|         | April 7, 2001     | Nashville 0 ST. LOUIS 1    |
| 2001-02 | October 6, 2001   | St. Louis 2 Nashville 2 OT |
|         | December 30, 2001 | Nashville 2 ST. LOUIS 7    |
|         | March 19, 2002    | Nashville 1 ST. LOUIS 5    |
|         | March 30, 2002    | ST. LOUIS 4 Nashville 2    |
|         | April 9, 2002     | Nashville 2 ST. LOUIS 3    |
| 2002-03 | October 30, 2002  | Nashville 0 ST. LOUIS 7    |
|         | December 12, 2002 | St. Louis 2 Nashville 2 OT |
|         | January 7, 2003   | St. Louis 1 NASHVILLE 2 OT |
|         | March 4, 2003     | Nashville 1 ST. LOUIS 2 OT |
|         | March 15, 2003    | ST. LOUIS 1 Nashville 0    |
| 2003-04 | October 16, 2003  | St. Louis 1 NASHVILLE 4    |
|         | October 28, 2003  | Nashville 0 ST. LOUIS 1    |
|         | December 6, 2003  | Nashville 1 ST. LOUIS 4    |
|         | January 10, 2004  | St. Louis 1 NASHVILLE 3    |
|         | March 11, 2004    | Nashville 1 St. Louis 1 OT |
|         | April 3, 2004     | ST. LOUIS 4 Nashville 1    |
| 2005-06 | October 15, 2005  | NASHVILLE 4 St. Louis 1    |
|         | October 20, 2005  | St. Louis 2 NASHVILLE 3 SO |
|         | November 12, 2005 | St. Louis 1 NASHVILLE 3    |
|         | January 4, 2006   | NASHVILLE 4 St. Louis 3    |
|         | March 20, 2006    | St. Louis 2 NASHVILLE 4    |
|         | April 1, 2006     | St. Louis 1 NASHVILLE 2    |
|         | April 6, 2006     | NASHVILLE 3 St. Louis 0    |
|         | April 11, 2006    | NASHVILLE 2 St. Louis 0    |
| 2006-07 | November 30, 2006 | NASHVILLE 5 St. Louis 4    |
|         | December 16, 2006 | St. Louis 2 NASHVILLE 3 SO |
|         | December 17, 2006 | NASHVILLE 2 St. Louis 1 OT |
|         | December 26, 2006 | St. Louis 2 NASHVILLE 3 SO |

| DATE    | VISITOR           | HOME                       |
|---------|-------------------|----------------------------|
| 2006-07 | January 6, 2007   | St. Louis 2 NASHVILLE 3    |
|         | January 27, 2007  | NASHVILLE 6 St. Louis 3    |
|         | February 16, 2007 | Nashville 0 ST. LOUIS 1    |
|         | April 5, 2007     | St. Louis 1 NASHVILLE 4    |
| 2007-08 | October 10, 2007  | Nashville 1 ST. LOUIS 4    |
|         | November 17, 2007 | ST. LOUIS 3 Nashville 2 SO |
|         | November 19, 2007 | Nashville 1 ST. LOUIS 2    |
|         | January 19, 2008  | NASHVILLE 5 St. Louis 2    |
|         | January 21, 2008  | St. Louis 3 NASHVILLE 6    |
|         | February 16, 2008 | St. Louis 1 NASHVILLE 2 OT |
|         | April 1, 2008     | NASHVILLE 4 St. Louis 3 OT |
|         | April 3, 2008     | St. Louis 2 NASHVILLE 3    |
| 2008-09 | October 10, 2008  | Nashville 2 ST. LOUIS 5    |
|         | November 25, 2008 | ST. LOUIS 1 Nashville 0 SO |
|         | December 8, 2008  | Nashville 3 ST. LOUIS 6    |
|         | February 12, 2009 | St. Louis 3 NASHVILLE 4 SO |
|         | February 19, 2009 | ST. LOUIS 2 Nashville 1 OT |
|         | February 21, 2009 | NASHVILLE 1 St. Louis 0 OT |
| 2009-10 | November 12, 2009 | NASHVILLE 3 St. Louis 1    |
|         | November 27, 2009 | ST. LOUIS 3 Nashville 1    |
|         | December 29, 2009 | NASHVILLE 4 St. Louis 3    |
|         | March 21, 2010    | NASHVILLE 3 St. Louis 2    |
|         | April 1, 2010     | St. Louis 2 NASHVILLE 3    |
|         | April 10, 2010    | St. Louis 1 NASHVILLE 2 SO |
| 2010-11 | October 14, 2010  | St. Louis 3 NASHVILLE 4    |
|         | October 28, 2010  | ST. LOUIS 3 Nashville 0    |
|         | November 11, 2010 | NASHVILLE 3 St. Louis 2 SO |
|         | November 24, 2010 | ST. LOUIS 2 Nashville 1 SO |
|         | December 26, 2010 | Nashville 0 ST. LOUIS 2    |
|         | April 9, 2011     | Nashville 0 ST. LOUIS 2    |
| 2011-12 | October 8, 2011   | NASHVILLE 4 St. Louis 2    |
|         | December 17, 2011 | St. Louis 1 NASHVILLE 2 SO |
|         | December 30, 2011 | NASHVILLE 2 St. Louis 1 SO |
|         | February 4, 2012  | St. Louis 1 NASHVILLE 3    |
|         | February 23, 2012 | ST. LOUIS 3 Nashville 2 SO |
|         | March 27, 2012    | Nashville 0 ST. LOUIS 3    |
| 2012-13 | January 21, 2013  | ST. LOUIS 4 Nashville 3 SO |
|         | January 24, 2013  | Nashville 0 ST. LOUIS 3    |
|         | February 5, 2013  | NASHVILLE 6 St. Louis 1    |
|         | April 9, 2013     | ST. LOUIS 1 Nashville 0    |
| 2013-14 | October 3, 2013   | Nashville 2 ST. LOUIS 4    |
|         | October 26, 2013  | ST. LOUIS 6 Nashville 1    |
|         | February 1, 2014  | Nashville 3 ST. LOUIS 4 SO |
|         | March 6, 2014     | ST. LOUIS 2 Nashville 1    |
|         | March 15, 2014    | ST. LOUIS 4 Nashville 1    |

NHL SCHEDULE



# NHL & OPPONENTS

## SAN JOSE SHARKS

### 2013-14 SEASON SERIES

#### @ NASHVILLE

| Date       | Score         | W/Goal          |
|------------|---------------|-----------------|
| 7 Jan '14  | S.J 2 @ NSH 3 | Roman Josi      |
| 14 Dec '13 | S.J 2 @ NSH 3 | Viktor Stalberg |

#### GOALS BY PERIOD

|           | 1st | 2nd | 3rd | OT | Total |
|-----------|-----|-----|-----|----|-------|
| Nashville | 1   | 7   | 1   | -  | 9     |
| San Jose  | 0   | 1   | 3   | -  | 4     |

#### INDIVIDUAL SCORING

##### PREDATORS

| PLAYER           | GP | G | A | P | +/- | PIM | PP | SH |
|------------------|----|---|---|---|-----|-----|----|----|
| Shea Weber       | 3  | 0 | 4 | 4 | 0   | 2   | 0  | 0  |
| Roman Josi       | 3  | 3 | 0 | 3 | 2   | 0   | 1  | 0  |
| Patric Hornqvist | 3  | 2 | 1 | 3 | 3   | 2   | 0  | 0  |
| Viktor Stalberg  | 3  | 1 | 1 | 2 | 2   | 2   | 0  | 0  |
| David Legwand    | 2  | 1 | 1 | 2 | 1   | 0   | 0  | 0  |
| Craig Smith      | 3  | 0 | 2 | 2 | 2   | 0   | 0  | 0  |
| Nick Spaling     | 3  | 0 | 2 | 2 | 2   | 4   | 0  | 0  |
| Colin Wilson     | 3  | 0 | 2 | 2 | 2   | 2   | 0  | 0  |
| Eric Nystrom     | 3  | 1 | 0 | 1 | 0   | 0   | 0  | 0  |
| Mattias Ekholm   | 2  | 1 | 0 | 1 | 3   | 2   | 0  | 0  |
| Matt Cullen      | 3  | 0 | 1 | 1 | 2   | 2   | 0  | 0  |
| Victor Bartley   | 2  | 0 | 1 | 1 | 1   | 0   | 0  | 0  |
| Calle Jarnkrok   | 1  | 0 | 1 | 1 | 2   | 0   | 0  | 0  |
| Rich Clune       | 3  | 0 | 0 | 0 | 0   | 7   | 0  | 0  |
| Ryan Ellis       | 3  | 0 | 0 | 0 | 3   | 0   | 0  | 0  |
| Mike Fisher      | 3  | 0 | 0 | 0 | 2   | 0   | 0  | 0  |
| Paul Gaustad     | 3  | 0 | 0 | 0 | -1  | 0   | 0  | 0  |
| Seth Jones       | 3  | 0 | 0 | 0 | 1   | 0   | 0  | 0  |
| Matt Hendricks   | 2  | 0 | 0 | 0 | -1  | 0   | 0  | 0  |
| Kevin Klein      | 2  | 0 | 0 | 0 | 0   | 5   | 0  | 0  |
| Gabriel Bourque  | 1  | 0 | 0 | 0 | 0   | 0   | 0  | 0  |

Power Play: 1-4 25.0% / Penalty Killing: 7-8 87.5%

#### @ SAN JOSE

| Date      | Score         | W/Goal           |
|-----------|---------------|------------------|
| 5 Apr '14 | NSH 3 @ S.J 0 | Patric Hornqvist |

\* overtime \*\* shootout

#### SHOTS BY PERIOD

|           | 1st | 2nd | 3rd | OT | Total |
|-----------|-----|-----|-----|----|-------|
| Nashville | 25  | 31  | 19  | -  | 75    |
| San Jose  | 24  | 27  | 50  | -  | 101   |

##### SHARKS

| PLAYER              | GP | G | A | P | +/- | PIM | PP | SH |
|---------------------|----|---|---|---|-----|-----|----|----|
| Patrick Marleau     | 3  | 2 | 1 | 3 | -2  | 0   | 0  | 0  |
| Dan Boyle           | 3  | 1 | 2 | 3 | -1  | 0   | 0  | 0  |
| Jason Demers        | 3  | 0 | 2 | 2 | -1  | 0   | 0  | 0  |
| Joe Pavelski        | 3  | 1 | 0 | 1 | 1   | 0   | 1  | 0  |
| Matt Irwin          | 3  | 0 | 1 | 1 | -2  | 0   | 0  | 0  |
| Matt Nieto          | 3  | 0 | 1 | 1 | -1  | 0   | 0  | 0  |
| Joe Thornton        | 3  | 0 | 1 | 1 | -1  | 4   | 0  | 0  |
| Justin Braun        | 3  | 0 | 0 | 0 | -2  | 0   | 0  | 0  |
| Brent Burns         | 3  | 0 | 0 | 0 | -3  | 0   | 0  | 0  |
| Andrew Desjardins   | 3  | 0 | 0 | 0 | 0   | 5   | 0  | 0  |
| James Sheppard      | 3  | 0 | 0 | 0 | 0   | 5   | 0  | 0  |
| Brad Stuart         | 3  | 0 | 0 | 0 | -2  | 2   | 0  | 0  |
| Marc-Edouard Vlasic | 3  | 0 | 0 | 0 | -2  | 0   | 0  | 0  |
| Mike Brown          | 2  | 0 | 0 | 0 | 0   | 4   | 0  | 0  |
| Logan Couture       | 2  | 0 | 0 | 0 | -1  | 2   | 0  | 0  |
| Marty Haviat        | 2  | 0 | 0 | 0 | -1  | 0   | 0  | 0  |
| Tyler Kennedy       | 2  | 0 | 0 | 0 | -3  | 0   | 0  | 0  |
| Tommy Wingels       | 2  | 0 | 0 | 0 | -1  | 0   | 0  | 0  |
| Freddie Hamilton    | 1  | 0 | 0 | 0 | 0   | 0   | 0  | 0  |
| Eriah Hayes         | 1  | 0 | 0 | 0 | 0   | 0   | 0  | 0  |
| Tomas Hertl         | 1  | 0 | 0 | 0 | 1   | 0   | 0  | 0  |
| Bracken Kearns      | 1  | 0 | 0 | 0 | -2  | 0   | 0  | 0  |
| John McCarthy       | 1  | 0 | 0 | 0 | 0   | 0   | 0  | 0  |

Power Play: 1-8 12.5% / Penalty Killing: 3-4 75.0%

#### GOALTENDING

##### PREDATORS

|               | GP | MIN | W-L-OT | GA | SA | SV | GAA  | SV%  |
|---------------|----|-----|--------|----|----|----|------|------|
| Carter Hutton | 2  | 120 | 2-0-0  | 2  | 73 | 71 | 1.00 | .973 |
| Marek Mazanec | 1  | 60  | 1-0-0  | 2  | 28 | 26 | 2.00 | .929 |

##### SHARKS

|             | GP | MIN | W-L-OT | GA | SA | SV | GAA  | SV%  |
|-------------|----|-----|--------|----|----|----|------|------|
| Antti Niemi | 3  | 176 | 0-3-0  | 9  | 75 | 66 | 3.07 | .880 |



SAP Center at San Jose • 525 West Santa Clara St.  
San Jose, CA 95113 • (408) 287-7070

GM: Doug Wilson

Head Coach: Todd McLellan

PR: Scott Emmert, Ben Guerrero, Ryan Stenn,

Jason Plank

| Season        | OVERALL   |           |           |          |           | HOME       |            |           |           |           | ROAD     |           |           |           |           |           |           |          |           |           |           |
|---------------|-----------|-----------|-----------|----------|-----------|------------|------------|-----------|-----------|-----------|----------|-----------|-----------|-----------|-----------|-----------|-----------|----------|-----------|-----------|-----------|
|               | GP        | W         | L         | OT       | PTS       | GF         | GA         | GP        | W         | L         | OT       | PTS       | GF        | GA        | GP        | W         | L         | OT       | PTS       | GF        | GA        |
| 1998-99       | 4         | 2         | 2         | 0        | 4         | 10         | 10         | 2         | 1         | 1         | 0        | 2         | 5         | 5         | 2         | 1         | 1         | 0        | 2         | 5         | 5         |
| 1999-00       | 4         | 1         | 3         | 0        | 2         | 9          | 14         | 2         | 1         | 1         | 0        | 2         | 4         | 7         | 2         | 0         | 2         | 0        | 0         | 5         | 7         |
| 2000-01       | 4         | 2         | 2         | 0        | 4         | 11         | 10         | 2         | 0         | 2         | 0        | 0         | 3         | 7         | 2         | 2         | 0         | 0        | 4         | 8         | 3         |
| 2001-02       | 4         | 1         | 2         | 1        | 3         | 6          | 9          | 2         | 0         | 1         | 1        | 1         | 2         | 6         | 2         | 1         | 1         | 0        | 2         | 4         | 3         |
| 2002-03       | 4         | 2         | 1         | 1        | 5         | 11         | 8          | 2         | 1         | 1         | 0        | 2         | 5         | 4         | 2         | 1         | 0         | 1        | 3         | 6         | 4         |
| 2003-04       | 4         | 2         | 2         | 0        | 4         | 14         | 13         | 2         | 2         | 0         | 0        | 4         | 10        | 5         | 2         | 0         | 2         | 0        | 0         | 4         | 8         |
| 2005-06       | 4         | 2         | 0         | 2        | 6         | 9          | 9          | 2         | 2         | 0         | 0        | 4         | 5         | 3         | 2         | 0         | 0         | 2        | 2         | 4         | 6         |
| 2006-07       | 4         | 3         | 1         | 0        | 6         | 13         | 9          | 2         | 2         | 0         | 0        | 4         | 9         | 3         | 2         | 1         | 1         | 0        | 2         | 4         | 6         |
| 2007-08       | 4         | 0         | 4         | 0        | 0         | 6          | 14         | 2         | 0         | 2         | 0        | 0         | 3         | 7         | 2         | 0         | 2         | 0        | 0         | 3         | 7         |
| 2008-09       | 4         | 2         | 1         | 1        | 5         | 10         | 12         | 2         | 1         | 1         | 0        | 2         | 4         | 6         | 2         | 1         | 0         | 1        | 3         | 6         | 6         |
| 2009-10       | 4         | 1         | 3         | 0        | 2         | 15         | 19         | 2         | 1         | 1         | 0        | 2         | 7         | 7         | 2         | 0         | 2         | 0        | 0         | 8         | 12        |
| 2010-11       | 4         | 2         | 0         | 2        | 6         | 8          | 8          | 2         | 1         | 0         | 1        | 3         | 4         | 4         | 2         | 1         | 0         | 1        | 3         | 4         | 4         |
| 2011-12       | 4         | 2         | 1         | 1        | 5         | 12         | 10         | 2         | 1         | 1         | 0        | 2         | 7         | 5         | 2         | 1         | 0         | 1        | 3         | 5         | 5         |
| 2012-13       | 3         | 2         | 1         | 0        | 4         | 4          | 3          | 1         | 1         | 0         | 0        | 2         | 1         | 0         | 2         | 1         | 1         | 0        | 2         | 3         | 3         |
| 2013-14       | 3         | 3         | 0         | 0        | 6         | 9          | 4          | 2         | 2         | 0         | 0        | 4         | 6         | 4         | 1         | 1         | 0         | 0        | 2         | 3         | 0         |
| <b>Totals</b> | <b>58</b> | <b>27</b> | <b>23</b> | <b>8</b> | <b>62</b> | <b>147</b> | <b>152</b> | <b>29</b> | <b>16</b> | <b>11</b> | <b>2</b> | <b>34</b> | <b>75</b> | <b>73</b> | <b>29</b> | <b>11</b> | <b>12</b> | <b>6</b> | <b>28</b> | <b>72</b> | <b>79</b> |

OT column includes both ties and overtime losses in 1999-00, 2000-01, 2001-02 (one home tie), 2002-03 (one road tie) and 2003-04. OT column includes ties in 1998-99.

| DATE    | VISITOR           | HOME        | DATE        | VISITOR | HOME              |             |             |
|---------|-------------------|-------------|-------------|---------|-------------------|-------------|-------------|
| 1998-99 | November 10, 1998 | NASHVILLE 4 | San Jose 2  | 2007-08 | October 20, 2007  | Nashville 0 | SAN JOSE 3  |
|         | December 10, 1998 | San Jose 1  | NASHVILLE 2 |         | December 29, 2007 | SAN JOSE 2  | Nashville 5 |
|         | December 17, 1998 | Nashville 1 | SAN JOSE 3  |         | February 9, 2008  | Nashville 3 | SAN JOSE 4  |
|         | January 7, 1999   | SAN JOSE 4  | Nashville 3 |         | March 11, 2008    | SAN JOSE 2  | Nashville 1 |
| 1999-00 | October 14, 1999  | SAN JOSE 5  | Nashville 1 | 2008-09 | November 11, 2008 | NASHVILLE 4 | San Jose 3  |
|         | October 28, 1999  | Nashville 2 | SAN JOSE 3  |         | November 17, 2008 | SAN JOSE 4  | Nashville 1 |
|         | January 1, 2000   | San Jose 2  | NASHVILLE 3 |         | March 19, 2009    | Nashville 2 | SAN JOSE 3  |
|         | March 2, 2000     | Nashville 3 | SAN JOSE 4  |         | March 26, 2009    | San Jose 2  | NASHVILLE 3 |
| 2000-01 | October 21, 2000  | SAN JOSE 5  | Nashville 3 | 2009-10 | November 10, 2009 | Nashville 3 | SAN JOSE 4  |
|         | January 13, 2001  | NASHVILLE 5 | San Jose 3  |         | November 17, 2009 | San Jose 3  | NASHVILLE 4 |
|         | February 16, 2001 | SAN JOSE 2  | Nashville 0 |         | February 6, 2010  | SAN JOSE 4  | Nashville 3 |
|         | March 10, 2001    | NASHVILLE 3 | San Jose 0  |         | March 11, 2010    | Nashville 5 | SAN JOSE 8  |
| 2001-02 | November 27, 2001 | Nashville 2 | SAN JOSE 3  | 2010-11 | December 15, 2010 | San Jose 2  | NASHVILLE 3 |
|         | December 23, 2001 | San Jose 1  | Nashville 1 | OT      | January 8, 2010   | NASHVILLE 2 | San Jose 1  |
|         | February 26, 2002 | SAN JOSE 5  | Nashville 1 |         | February 15, 2011 | SAN JOSE 2  | Nashville 1 |
|         | March 5, 2002     | NASHVILLE 2 | San Jose 0  |         | March 8, 2011     | Nashville 2 | SAN JOSE 3  |
| 2002-03 | October 24, 2002  | SAN JOSE 2  | Nashville 1 | 2011-12 | October 25, 2011  | SAN JOSE 3  | Nashville 1 |
|         | November 7, 2002  | Nashville 2 | San Jose 2  | OT      | November 5, 2011  | NASHVILLE 4 | San Jose 3  |
|         | November 27, 2002 | San Jose 2  | NASHVILLE 4 |         | February 25, 2012 | San Jose 2  | NASHVILLE 6 |
|         | December 7, 2002  | NASHVILLE 4 | San Jose 2  |         | March 15, 2012    | Nashville 1 | SAN JOSE 2  |
| 2003-04 | November 22, 2003 | Nashville 1 | SAN JOSE 3  | 2012-13 | February 2, 2013  | NASHVILLE 2 | San Jose 1  |
|         | December 29, 2003 | Nashville 2 | SAN JOSE 5  |         | February 12, 2013 | San Jose 0  | NASHVILLE 1 |
|         | January 31, 2004  | San Jose 2  | NASHVILLE 3 | OT      | March 2, 2013     | Nashville 1 | SAN JOSE 2  |
|         | February 18, 2004 | San Jose 3  | NASHVILLE 7 | 2013-14 | December 14, 2013 | San Jose 2  | NASHVILLE 3 |
| 2005-06 | October 5, 2005   | San Jose 2  | NASHVILLE 3 |         | January 7, 2014   | San Jose 2  | NASHVILLE 3 |
|         | October 22, 2005  | San Jose 1  | NASHVILLE 2 |         | April 5, 2014     | NASHVILLE 3 | San Jose 0  |
|         | November 22, 2005 | Nashville 2 | SAN JOSE 3  | OT      |                   |             |             |
|         | March 11, 2006    | Nashville 2 | SAN JOSE 3  | OT      |                   |             |             |
| 2006-07 | October 26, 2006  | San Jose 3  | NASHVILLE 4 |         |                   |             |             |
|         | December 9, 2006  | Nashville 1 | SAN JOSE 3  |         |                   |             |             |
|         | February 14, 2007 | San Jose 0  | NASHVILLE 5 |         |                   |             |             |
|         | February 28, 2007 | NASHVILLE 4 | San Jose 3  | SO      |                   |             |             |

NHL & OPPONENTS



# NHL & OPPONENTS

## TAMPA BAY LIGHTNING

### 2013-14 SEASON SERIES

#### @ NASHVILLE

| Date       | Score         | W/Goal           |
|------------|---------------|------------------|
| 27 Feb '14 | T.B 2 @ NSH 3 | Patric Hornqvist |

#### GOALS BY PERIOD

|           | 1st | 2nd | 3rd | OT | Total |
|-----------|-----|-----|-----|----|-------|
| Nashville | 0   | 4   | 1   | -  | 5     |
| Tampa Bay | 4   | 2   | 0   | -  | 6     |

#### INDIVIDUAL SCORING

| PLAYER            | PREDATORS |   |   |   |     |     |    |    |
|-------------------|-----------|---|---|---|-----|-----|----|----|
|                   | GP        | G | A | P | +/- | PIM | PP | SH |
| Craig Smith       | 2         | 2 | 1 | 3 | 0   | 4   | 1  | 0  |
| Matt Cullen       | 2         | 1 | 2 | 3 | 1   | 0   | 1  | 0  |
| Shea Weber        | 2         | 0 | 3 | 3 | -1  | 0   | 0  | 0  |
| Ryan Ellis        | 2         | 0 | 2 | 2 | -1  | 2   | 0  | 0  |
| Patric Hornqvist  | 2         | 1 | 0 | 1 | 0   | 0   | 1  | 0  |
| Roman Josi        | 2         | 1 | 0 | 1 | -1  | 2   | 1  | 0  |
| Mike Fisher       | 2         | 0 | 1 | 1 | 0   | 0   | 0  | 0  |
| Gabriel Bourque   | 2         | 0 | 0 | 0 | -2  | 0   | 0  | 0  |
| Rich Clune        | 2         | 0 | 0 | 0 | -1  | 5   | 0  | 0  |
| Paul Gaustad      | 2         | 0 | 0 | 0 | -2  | 2   | 0  | 0  |
| Seth Jones        | 2         | 0 | 0 | 0 | -1  | 0   | 0  | 0  |
| David Legwand     | 2         | 0 | 0 | 0 | -2  | 0   | 0  | 0  |
| Eric Nystrom      | 2         | 0 | 0 | 0 | 0   | 0   | 0  | 0  |
| Viktor Stalberg   | 2         | 0 | 0 | 0 | -1  | 4   | 0  | 0  |
| Victor Bartley    | 1         | 0 | 0 | 0 | -1  | 0   | 0  | 0  |
| Michael Del Zotto | 1         | 0 | 0 | 0 | 0   | 0   | 0  | 0  |
| Mattias Ekholm    | 1         | 0 | 0 | 0 | 0   | 0   | 0  | 0  |
| Matt Hendricks    | 1         | 0 | 0 | 0 | -2  | 7   | 0  | 0  |
| Kevin Klein       | 1         | 0 | 0 | 0 | -1  | 0   | 0  | 0  |
| Simon Moser       | 1         | 0 | 0 | 0 | 0   | 0   | 0  | 0  |
| Nick Spaling      | 1         | 0 | 0 | 0 | 0   | 0   | 0  | 0  |
| Colin Wilson      | 1         | 0 | 0 | 0 | 0   | 0   | 0  | 0  |

Power Play: 4-9 44.4% / Penalty Killing: 5-7 71.4%

#### @ TAMPA BAY

| Date       | Score         | W/Goal        |
|------------|---------------|---------------|
| 19 Dec '13 | NSH 2 @ T.B 4 | Teddy Purcell |

\* overtime \*\* shootout

#### SHOTS BY PERIOD

|           | 1st | 2nd | 3rd | OT | Total |
|-----------|-----|-----|-----|----|-------|
| Nashville | 16  | 26  | 17  | -  | 59    |
| Tampa Bay | 20  | 11  | 18  | -  | 49    |

| PLAYER                | LIGHTNING |   |   |   |     |     |    |    |
|-----------------------|-----------|---|---|---|-----|-----|----|----|
|                       | GP        | G | A | P | +/- | PIM | PP | SH |
| Martin St. Louis      | 2         | 3 | 0 | 3 | 0   | 0   | 2  | 0  |
| Alex Killorn          | 2         | 1 | 1 | 2 | 2   | 0   | 0  | 0  |
| Teddy Purcell         | 2         | 1 | 1 | 2 | 0   | 0   | 0  | 0  |
| Richard Panik         | 1         | 1 | 0 | 1 | 2   | 0   | 0  | 0  |
| Eric Brewer           | 2         | 0 | 1 | 1 | 1   | 2   | 0  | 0  |
| Matthew Carle         | 2         | 0 | 1 | 1 | 1   | 0   | 0  | 0  |
| Victor Hedman         | 2         | 0 | 1 | 1 | 2   | 0   | 0  | 0  |
| Nikita Kucherov       | 2         | 0 | 1 | 1 | 1   | 0   | 0  | 0  |
| Ondrej Palat          | 2         | 0 | 1 | 1 | 1   | 0   | 0  | 0  |
| Sami Salo             | 2         | 0 | 1 | 1 | 1   | 0   | 0  | 0  |
| Jean-Philippe Cote    | 1         | 0 | 1 | 1 | 0   | 0   | 0  | 0  |
| Valtteri Filppula     | 1         | 0 | 1 | 1 | 3   | 0   | 0  | 0  |
| Andrej Sustr          | 1         | 0 | 1 | 1 | 1   | 0   | 0  | 0  |
| J.T. Brown            | 2         | 0 | 0 | 0 | -1  | 2   | 0  | 0  |
| B.J. Crombeen         | 2         | 0 | 0 | 0 | 0   | 12  | 0  | 0  |
| Radko Gudas           | 2         | 0 | 0 | 0 | 0   | 4   | 0  | 0  |
| Tyler Johnson         | 2         | 0 | 0 | 0 | 1   | 0   | 0  | 0  |
| Nate Thompson         | 2         | 0 | 0 | 0 | 0   | 2   | 0  | 0  |
| Mark Barberio         | 1         | 0 | 0 | 0 | 0   | 0   | 0  | 0  |
| Ryan Malone           | 1         | 0 | 0 | 0 | 0   | 2   | 0  | 0  |
| Vladislav Namestnikov | 1         | 0 | 0 | 0 | 0   | 2   | 0  | 0  |
| Tom Pyatt             | 1         | 0 | 0 | 0 | 0   | 0   | 0  | 0  |

Power Play: 2-7 28.6% / Penalty Killing: 5-9 55.6%

#### GOALTENDING

##### PREDATORS

|               | GP | MIN | W-L-OT | GA | SA | SV | GAA  | SV%   |
|---------------|----|-----|--------|----|----|----|------|-------|
| Carter Hutton | 2  | 94  | 1-1-0  | 6  | 30 | 24 | 3.84 | .800  |
| Marek Mazanec | 1  | 24  | 0-0-0  | 0  | 19 | 19 | 0.00 | 1.000 |

##### LIGHTNING

|                 | GP | MIN | W-L-OT | GA | SA | SV | GAA  | SV%  |
|-----------------|----|-----|--------|----|----|----|------|------|
| Anders Lindback | 1  | 60  | 1-0-0  | 2  | 30 | 28 | 2.00 | .933 |
| Ben Bishop      | 1  | 59  | 0-1-0  | 3  | 29 | 26 | 3.06 | .897 |





Amalie Arena • 401 Channelside Drive  
Tampa, FL 33602 • (813) 301-6500

GM: Steve Yzerman

Head Coach: Jon Cooper

PR: Bill Wickett, Brian Breseman, Missy Zielinski,  
Trevor Van Knotsenburg

| Season        | OVERALL   |          |          |          |           |           |           | HOME      |          |          |          |           |           |           | ROAD     |          |          |          |          |           |           |   |
|---------------|-----------|----------|----------|----------|-----------|-----------|-----------|-----------|----------|----------|----------|-----------|-----------|-----------|----------|----------|----------|----------|----------|-----------|-----------|---|
|               | GP        | W        | L        | OT       | PTS       | GF        | GA        | GP        | W        | L        | OT       | PTS       | GF        | GA        | GP       | W        | L        | OT       | PTS      | GF        | GA        |   |
| 1998-99       | 2         | 1        | 1        | 0        | 2         | 5         | 3         | 1         | 0        | 1        | 0        | 0         | 2         | 3         | 1        | 1        | 0        | 0        | 2        | 3         | 0         | 0 |
| 1999-00       | 2         | 0        | 1        | 1        | 1         | 6         | 7         | 1         | 0        | 1        | 0        | 0         | 2         | 3         | 1        | 0        | 0        | 1        | 1        | 4         | 4         | 4 |
| 2000-01       | 1         | 1        | 0        | 0        | 2         | 3         | 2         | 1         | 1        | 0        | 0        | 2         | 3         | 2         | 0        | 0        | 0        | 0        | 0        | 0         | 0         | 0 |
| 2001-02       | 2         | 0        | 2        | 0        | 0         | 1         | 6         | 1         | 0        | 1        | 0        | 0         | 0         | 1         | 1        | 0        | 1        | 0        | 0        | 1         | 1         | 5 |
| 2002-03       | 2         | 1        | 0        | 1        | 3         | 5         | 4         | 1         | 1        | 0        | 0        | 2         | 3         | 2         | 1        | 0        | 0        | 1        | 1        | 2         | 2         | 2 |
| 2003-04       | 1         | 0        | 1        | 0        | 0         | 2         | 5         | 1         | 0        | 1        | 0        | 0         | 2         | 5         | 0        | 0        | 0        | 0        | 0        | 0         | 0         | 0 |
| 2005-06       | 1         | 0        | 1        | 0        | 0         | 3         | 4         | 0         | 0        | 0        | 0        | 0         | 0         | 0         | 1        | 0        | 1        | 0        | 0        | 3         | 4         | 4 |
| 2007-08       | 1         | 0        | 0        | 1        | 1         | 1         | 2         | 1         | 0        | 0        | 1        | 1         | 1         | 2         | 0        | 0        | 0        | 0        | 0        | 0         | 0         | 0 |
| 2008-09       | 1         | 0        | 1        | 0        | 0         | 1         | 4         | 0         | 0        | 0        | 0        | 0         | 0         | 0         | 1        | 0        | 1        | 0        | 0        | 1         | 4         | 4 |
| 2009-10       | 1         | 1        | 0        | 0        | 2         | 7         | 4         | 1         | 1        | 0        | 0        | 2         | 7         | 4         | 0        | 0        | 0        | 0        | 0        | 0         | 0         | 0 |
| 2010-11       | 1         | 1        | 0        | 0        | 2         | 4         | 3         | 0         | 0        | 0        | 0        | 0         | 0         | 0         | 1        | 1        | 0        | 0        | 2        | 4         | 3         | 3 |
| 2011-12       | 1         | 1        | 0        | 0        | 2         | 5         | 3         | 1         | 1        | 0        | 0        | 2         | 5         | 3         | 0        | 0        | 0        | 0        | 0        | 0         | 0         | 0 |
| 2013-14       | 2         | 1        | 1        | 0        | 2         | 5         | 6         | 1         | 1        | 0        | 0        | 2         | 3         | 2         | 1        | 0        | 1        | 0        | 0        | 2         | 4         | 4 |
| <b>Totals</b> | <b>18</b> | <b>7</b> | <b>8</b> | <b>3</b> | <b>17</b> | <b>48</b> | <b>53</b> | <b>10</b> | <b>5</b> | <b>4</b> | <b>1</b> | <b>11</b> | <b>28</b> | <b>27</b> | <b>8</b> | <b>2</b> | <b>4</b> | <b>2</b> | <b>6</b> | <b>20</b> | <b>26</b> |   |

OT column includes both ties and overtime losses in 1999-00 (one road tie), 2000-01, 2001-02, 2002-03 (one road tie) and 2003-04. OT column includes ties in 1998-99.

|                | DATE              | VISITOR            | HOME               |
|----------------|-------------------|--------------------|--------------------|
| <b>1998-99</b> | January 21, 1999  | <b>TAMPA BAY</b> 3 | Nashville 2        |
|                | March 24, 1999    | <b>NASHVILLE</b> 3 | Tampa Bay 0        |
| <b>1999-00</b> | December 14, 1999 | Nashville 4        | Tampa Bay 4 OT     |
|                | February 26, 2000 | <b>TAMPA BAY</b> 3 | Nashville 2        |
| <b>2000-01</b> | February 18, 2001 | Tampa Bay 2        | <b>NASHVILLE</b> 3 |
| <b>2001-02</b> | December 26, 2001 | <b>TAMPA BAY</b> 1 | Nashville 0        |
|                | March 10, 2002    | Nashville 1        | <b>TAMPA BAY</b> 5 |
| <b>2002-03</b> | December 21, 2002 | Nashville 2        | Tampa Bay 2 OT     |
|                | January 25, 2003  | Tampa Bay 2        | <b>NASHVILLE</b> 3 |

|                | DATE              | VISITOR            | HOME               |
|----------------|-------------------|--------------------|--------------------|
| <b>2003-04</b> | February 5, 2004  | <b>TAMPA BAY</b> 5 | Nashville 2        |
| <b>2005-06</b> | December 10, 2005 | Nashville 3        | <b>TAMPA BAY</b> 4 |
| <b>2007-08</b> | February 7, 2008  | <b>TAMPA BAY</b> 2 | Nashville 1 OT     |
| <b>2008-09</b> | November 21, 2008 | Nashville 1        | <b>TAMPA BAY</b> 4 |
| <b>2009-10</b> | December 15, 2009 | Tampa Bay 4        | <b>NASHVILLE</b> 7 |
| <b>2010-11</b> | October 24, 2010  | <b>NASHVILLE</b> 4 | Tampa Bay 3        |
| <b>2011-12</b> | October 27, 2011  | Tampa Bay 3        | <b>NASHVILLE</b> 5 |
| <b>2013-14</b> | December 19, 2013 | Nashville 2        | <b>TAMPA BAY</b> 4 |
|                | February 27, 2014 | Tampa Bay 2        | <b>NASHVILLE</b> 3 |



# NHL & OPPONENTS

## TORONTO MAPLE LEAFS

### 2013-14 SEASON SERIES

#### @ NASHVILLE

| Date       | Score         | W/Goal      |
|------------|---------------|-------------|
| 10 Oct '13 | TOR 4 @ NSH 0 | Phil Kessel |

#### GOALS BY PERIOD

|           | 1st | 2nd | 3rd | OT | Total |
|-----------|-----|-----|-----|----|-------|
| Nashville | 0   | 3   | 1   | -  | 4     |
| Toronto   | 1   | 2   | 3   | -  | 6     |

#### INDIVIDUAL SCORING

| PLAYER           | PREDATORS |   |   |   |     |     |    |    |
|------------------|-----------|---|---|---|-----|-----|----|----|
|                  | GP        | G | A | P | +/- | PIM | PP | SH |
| Matt Cullen      | 2         | 1 | 3 | 4 | 2   | 0   | 0  | 0  |
| Craig Smith      | 2         | 2 | 1 | 3 | 2   | 0   | 1  | 0  |
| Colin Wilson     | 2         | 0 | 2 | 2 | 0   | 0   | 0  | 0  |
| Seth Jones       | 2         | 1 | 0 | 1 | -1  | 0   | 1  | 0  |
| Nick Spaling     | 2         | 0 | 1 | 1 | 1   | 0   | 0  | 0  |
| Gabriel Bourque  | 1         | 0 | 1 | 1 | 0   | 0   | 0  | 0  |
| Victor Bartley   | 2         | 0 | 0 | 0 | -1  | 0   | 0  | 0  |
| Rich Clune       | 2         | 0 | 0 | 0 | -1  | 0   | 0  | 0  |
| Ryan Ellis       | 2         | 0 | 0 | 0 | -1  | 0   | 0  | 0  |
| Mike Fisher      | 2         | 0 | 0 | 0 | 0   | 15  | 0  | 0  |
| Paul Gaustad     | 2         | 0 | 0 | 0 | -2  | 0   | 0  | 0  |
| Matt Hendricks   | 2         | 0 | 0 | 0 | -1  | 7   | 0  | 0  |
| Patric Hornqvist | 2         | 0 | 0 | 0 | 0   | 0   | 0  | 0  |
| Kevin Klein      | 2         | 0 | 0 | 0 | 1   | 2   | 0  | 0  |
| David Legwand    | 2         | 0 | 0 | 0 | -2  | 0   | 0  | 0  |
| Shea Weber       | 2         | 0 | 0 | 0 | -2  | 0   | 0  | 0  |
| Mattias Ekholm   | 1         | 0 | 0 | 0 | 0   | 0   | 0  | 0  |
| Filip Forsberg   | 1         | 0 | 0 | 0 | -2  | 0   | 0  | 0  |
| Roman Josi       | 1         | 0 | 0 | 0 | 0   | 0   | 0  | 0  |
| Eric Nystrom     | 1         | 0 | 0 | 0 | -2  | 0   | 0  | 0  |
| Viktor Stalberg  | 1         | 0 | 0 | 0 | -1  | 2   | 0  | 0  |

Power Play: 2-7 28.6% / Penalty Killing: 4-6 66.7%

#### @ TORONTO

| Date       | Score         | W/Goal      |
|------------|---------------|-------------|
| 21 Nov '13 | NSH 4 @ TOR 2 | Craig Smith |

\* overtime \*\* shootout

#### SHOTS BY PERIOD

|           | 1st | 2nd | 3rd | OT | Total |
|-----------|-----|-----|-----|----|-------|
| Nashville | 17  | 30  | 17  | -  | 64    |
| Toronto   | 17  | 16  | 19  | -  | 52    |

| PLAYER             | MAPLE LEAFS |   |   |   |     |     |    |    |
|--------------------|-------------|---|---|---|-----|-----|----|----|
|                    | GP          | G | A | P | +/- | PIM | PP | SH |
| Phil Kessel        | 2           | 1 | 2 | 3 | 1   | 0   | 0  | 0  |
| Morgan Rielly      | 2           | 0 | 3 | 3 | 1   | 0   | 0  | 0  |
| Nazem Kadri        | 2           | 1 | 1 | 2 | 0   | 2   | 0  | 0  |
| James van Riemsdyk | 2           | 1 | 1 | 2 | 1   | 4   | 0  | 0  |
| Joffrey Lupul      | 2           | 1 | 0 | 1 | -1  | 0   | 1  | 0  |
| Tyler Bozak        | 1           | 1 | 0 | 1 | 2   | 0   | 1  | 0  |
| Peter Holland      | 1           | 1 | 0 | 1 | 1   | 0   | 0  | 0  |
| Jake Gardiner      | 2           | 0 | 1 | 1 | 0   | 0   | 0  | 0  |
| Carl Gunnarsson    | 2           | 0 | 1 | 1 | 1   | 0   | 0  | 0  |
| Mason Raymond      | 2           | 0 | 1 | 1 | 2   | 4   | 0  | 0  |
| Nikolai Kulemin    | 1           | 0 | 1 | 1 | 1   | 0   | 0  | 0  |
| Cody Franson       | 2           | 0 | 0 | 0 | 2   | 0   | 0  | 0  |
| Jay McClement      | 2           | 0 | 0 | 0 | 0   | 0   | 0  | 0  |
| Colton Orr         | 2           | 0 | 0 | 0 | 1   | 0   | 0  | 0  |
| Dion Phaneuf       | 2           | 0 | 0 | 0 | 1   | 2   | 0  | 0  |
| Paul Ranger        | 2           | 0 | 0 | 0 | -1  | 0   | 0  | 0  |
| Carter Ashton      | 1           | 0 | 0 | 0 | 0   | 0   | 0  | 0  |
| Dave Bolland       | 1           | 0 | 0 | 0 | 0   | 2   | 0  | 0  |
| David Broll        | 1           | 0 | 0 | 0 | 0   | 5   | 0  | 0  |
| David Clarkson     | 1           | 0 | 0 | 0 | -1  | 0   | 0  | 0  |
| Josh Leivo         | 1           | 0 | 0 | 0 | 0   | 0   | 0  | 0  |
| Trevor Smith       | 1           | 0 | 0 | 0 | -1  | 0   | 0  | 0  |
| Jerred Smithson    | 1           | 0 | 0 | 0 | 0   | 0   | 0  | 0  |

Power Play: 2-6 33.3% / Penalty Killing: 5-7 71.4%

#### GOALTENDING

##### PREDATORS

|               | GP | MIN | W-L-OT | GA | SA | SV | GAA  | SV%  |
|---------------|----|-----|--------|----|----|----|------|------|
| Marek Mazanec | 1  | 60  | 1-0-0  | 2  | 26 | 24 | 2.00 | .923 |
| Pekka Rinne   | 1  | 60  | 0-1-0  | 4  | 26 | 22 | 4.00 | .846 |

##### MAPLE LEAFS

|                  | GP | MIN | W-L-OT | GA | SA | SV | GAA  | SV%  |
|------------------|----|-----|--------|----|----|----|------|------|
| Jonathan Bernier | 2  | 117 | 1-1-0  | 4  | 64 | 60 | 2.04 | .938 |



Air Canada Centre • 40 Bay St. Suite 400  
 Toronto, ON M5J 2X2 • (416) 815-5700  
 GM: Dave Nonis  
 Head Coach: Randy Carlyle  
 PR: Steve Keogh, Ian Meagher

| Season        | OVERALL   |          |          |          |           |           |           |  | HOME     |          |          |          |          |           |           |  | ROAD      |          |          |          |           |           |           |  |
|---------------|-----------|----------|----------|----------|-----------|-----------|-----------|--|----------|----------|----------|----------|----------|-----------|-----------|--|-----------|----------|----------|----------|-----------|-----------|-----------|--|
|               | GP        | W        | L        | OT       | PTS       | GF        | GA        |  | GP       | W        | L        | OT       | PTS      | GF        | GA        |  | GP        | W        | L        | OT       | PTS       | GF        | GA        |  |
| 1998-99       | 1         | 0        | 0        | 1        | 1         | 2         | 2         |  | 0        | 0        | 0        | 0        | 0        | 0         | 0         |  | 1         | 0        | 0        | 1        | 1         | 2         | 2         |  |
| 1999-00       | 1         | 1        | 0        | 0        | 2         | 4         | 2         |  | 0        | 0        | 0        | 0        | 0        | 0         | 0         |  | 1         | 1        | 0        | 0        | 2         | 4         | 2         |  |
| 2000-01       | 1         | 1        | 0        | 0        | 2         | 3         | 1         |  | 0        | 0        | 0        | 0        | 0        | 0         | 0         |  | 1         | 1        | 0        | 0        | 2         | 3         | 1         |  |
| 2001-02       | 2         | 1        | 1        | 0        | 2         | 6         | 6         |  | 1        | 1        | 0        | 0        | 2        | 3         | 2         |  | 1         | 0        | 1        | 0        | 0         | 3         | 4         |  |
| 2002-03       | 1         | 1        | 0        | 0        | 2         | 5         | 2         |  | 0        | 0        | 0        | 0        | 0        | 0         | 0         |  | 1         | 1        | 0        | 0        | 2         | 5         | 2         |  |
| 2003-04       | 1         | 0        | 1        | 0        | 0         | 1         | 2         |  | 0        | 0        | 0        | 0        | 0        | 0         | 0         |  | 1         | 0        | 1        | 0        | 0         | 1         | 2         |  |
| 2006-07       | 1         | 1        | 0        | 0        | 2         | 4         | 2         |  | 1        | 1        | 0        | 0        | 2        | 4         | 2         |  | 0         | 0        | 0        | 0        | 0         | 0         | 0         |  |
| 2007-08       | 1         | 0        | 1        | 0        | 0         | 1         | 3         |  | 0        | 0        | 0        | 0        | 0        | 0         | 0         |  | 1         | 0        | 1        | 0        | 0         | 1         | 3         |  |
| 2008-09       | 1         | 1        | 0        | 0        | 2         | 2         | 0         |  | 0        | 0        | 0        | 0        | 0        | 0         | 0         |  | 1         | 1        | 0        | 0        | 2         | 2         | 0         |  |
| 2009-10       | 1         | 0        | 1        | 0        | 0         | 3         | 4         |  | 1        | 0        | 1        | 0        | 0        | 3         | 4         |  | 0         | 0        | 0        | 0        | 0         | 0         | 0         |  |
| 2010-11       | 1         | 0        | 1        | 0        | 0         | 4         | 5         |  | 0        | 0        | 0        | 0        | 0        | 0         | 0         |  | 1         | 0        | 1        | 0        | 0         | 4         | 5         |  |
| 2011-12       | 1         | 1        | 0        | 0        | 2         | 4         | 1         |  | 1        | 1        | 0        | 0        | 2        | 4         | 1         |  | 0         | 0        | 0        | 0        | 0         | 0         | 0         |  |
| 2013-14       | 2         | 1        | 1        | 0        | 2         | 4         | 6         |  | 1        | 0        | 1        | 0        | 0        | 0         | 4         |  | 1         | 1        | 0        | 0        | 2         | 4         | 2         |  |
| <b>Totals</b> | <b>15</b> | <b>8</b> | <b>6</b> | <b>1</b> | <b>17</b> | <b>43</b> | <b>36</b> |  | <b>5</b> | <b>3</b> | <b>2</b> | <b>0</b> | <b>6</b> | <b>14</b> | <b>13</b> |  | <b>10</b> | <b>5</b> | <b>4</b> | <b>1</b> | <b>11</b> | <b>29</b> | <b>23</b> |  |

OT column includes both ties and overtime losses in 1999-00, 2000-01, 2001-02, 2002-03 and 2003-04. OT column includes ties in 1998-99 (one road tie).

|         | DATE              | VISITOR   | HOME           |
|---------|-------------------|-----------|----------------|
| 1998-99 | October 19, 1998  | Nashville | Toronto 2 OT   |
| 1999-00 | October 11, 1999  | NASHVILLE | Toronto 2      |
| 2000-01 | December 20, 2000 | NASHVILLE | Toronto 1      |
| 2001-02 | January 8, 2002   | Nashville | TORONTO 4      |
|         | January 17, 2002  | Toronto   | NASHVILLE 3 OT |
| 2002-03 | February 23, 2003 | NASHVILLE | Toronto 2      |
| 2003-04 | January 6, 2004   | Nashville | TORONTO 2      |
| 2006-07 | February 8, 2007  | Toronto   | NASHVILLE 4    |

|         | DATE              | VISITOR   | HOME        |
|---------|-------------------|-----------|-------------|
| 2007-08 | December 4, 2007  | Nashville | TORONTO 3   |
| 2008-09 | January 13, 2009  | NASHVILLE | Toronto 0   |
| 2009-10 | January 18, 2010  | TORONTO   | Nashville 3 |
| 2010-11 | November 16, 2010 | Nashville | TORONTO 5   |
| 2011-12 | November 17, 2011 | Toronto   | NASHVILLE 4 |
| 2013-14 | October 10, 2013  | TORONTO   | Nashville 0 |
|         | November 21, 2013 | NASHVILLE | Toronto 2   |

NHL & OPPONENTS



# NHL & OPPONENTS

## VANCOUVER CANUCKS

### 2013-14 SEASON SERIES

#### @ NASHVILLE

| Date      | Score         | W/Goal      |
|-----------|---------------|-------------|
| 3 Dec '13 | VAN 3 @ NSH 1 | Ryan Kesler |

#### GOALS BY PERIOD

|           | 1st | 2nd | 3rd | OT | Total |
|-----------|-----|-----|-----|----|-------|
| Nashville | 0   | 1   | 2   | -  | 3     |
| Vancouver | 0   | 2   | 4   | -  | 6     |

#### INDIVIDUAL SCORING

| PLAYER            | PREDATORS |   |   |   |     |     |    |    |
|-------------------|-----------|---|---|---|-----|-----|----|----|
|                   | GP        | G | A | P | +/- | PIM | PP | SH |
| Nick Spaling      | 3         | 1 | 1 | 2 | -1  | 0   | 1  | 0  |
| Craig Smith       | 3         | 1 | 0 | 1 | 0   | 0   | 0  | 0  |
| Colin Wilson      | 3         | 1 | 0 | 1 | 1   | 0   | 0  | 0  |
| Matt Cullen       | 3         | 0 | 1 | 1 | -2  | 4   | 0  | 0  |
| Patric Hornqvist  | 3         | 0 | 1 | 1 | 1   | 4   | 0  | 0  |
| Seth Jones        | 3         | 0 | 1 | 1 | 0   | 0   | 0  | 0  |
| Roman Josi        | 3         | 0 | 1 | 1 | 0   | 0   | 0  | 0  |
| Victor Bartley    | 3         | 0 | 0 | 0 | -2  | 2   | 0  | 0  |
| Gabriel Bourque   | 3         | 0 | 0 | 0 | -1  | 0   | 0  | 0  |
| Ryan Ellis        | 3         | 0 | 0 | 0 | -2  | 2   | 0  | 0  |
| Mike Fisher       | 3         | 0 | 0 | 0 | 0   | 0   | 0  | 0  |
| Paul Gaustad      | 3         | 0 | 0 | 0 | 1   | 2   | 0  | 0  |
| Eric Nystrom      | 3         | 0 | 0 | 0 | -1  | 2   | 0  | 0  |
| Viktor Stalberg   | 3         | 0 | 0 | 0 | -1  | 2   | 0  | 0  |
| Mattias Ekholm    | 2         | 0 | 0 | 0 | 0   | 0   | 0  | 0  |
| David Legwand     | 2         | 0 | 0 | 0 | -1  | 2   | 0  | 0  |
| Shea Weber        | 2         | 0 | 0 | 0 | 0   | 0   | 0  | 0  |
| Rich Clune        | 1         | 0 | 0 | 0 | -1  | 5   | 0  | 0  |
| Michael Del Zotto | 1         | 0 | 0 | 0 | 0   | 0   | 0  | 0  |
| Patrick Eaves     | 1         | 0 | 0 | 0 | -1  | 0   | 0  | 0  |
| Matt Hendricks    | 1         | 0 | 0 | 0 | 0   | 2   | 0  | 0  |
| Joe Piskula       | 1         | 0 | 0 | 0 | 0   | 0   | 0  | 0  |
| Colton Sissons    | 1         | 0 | 0 | 0 | 0   | 0   | 0  | 0  |

Power Play: 1-9 11.1% / Penalty Killing: 8-10 80.0%

#### @ VANCOUVER

| Date       | Score         | W/Goal         |
|------------|---------------|----------------|
| 19 Mar '14 | NSH 0 @ VAN 2 | Nicklas Jensen |
| 23 Jan '14 | NSH 2 @ VAN 1 | Nick Spaling   |

\* overtime \*\* shootout

#### SHOTS BY PERIOD

|           | 1st | 2nd | 3rd | OT | Total |
|-----------|-----|-----|-----|----|-------|
| Nashville | 29  | 31  | 27  | -  | 87    |
| Vancouver | 25  | 39  | 25  | -  | 89    |

| PLAYER            | CANUCKS |   |   |   |     |     |    |    |
|-------------------|---------|---|---|---|-----|-----|----|----|
|                   | GP      | G | A | P | +/- | PIM | PP | SH |
| Ryan Kesler       | 2       | 2 | 0 | 2 | 0   | 0   | 1  | 0  |
| Jason Garrison    | 3       | 0 | 2 | 2 | 2   | 2   | 0  | 0  |
| Henrik Sedin      | 2       | 0 | 2 | 2 | 0   | 0   | 0  | 0  |
| Dale Weise        | 2       | 0 | 2 | 2 | 2   | 5   | 0  | 0  |
| Alexander Edler   | 3       | 1 | 0 | 1 | 0   | 2   | 1  | 0  |
| Chris Higgins     | 3       | 1 | 0 | 1 | 2   | 2   | 0  | 0  |
| Brad Richardson   | 3       | 1 | 0 | 1 | 2   | 2   | 0  | 0  |
| Nicklas Jensen    | 1       | 1 | 0 | 1 | 1   | 0   | 0  | 0  |
| Kevin Bieksa      | 3       | 0 | 1 | 1 | 0   | 2   | 0  | 0  |
| Dan Hamhuis       | 3       | 0 | 1 | 1 | 2   | 4   | 0  | 0  |
| Jannik Hansen     | 3       | 0 | 1 | 1 | 1   | 0   | 0  | 0  |
| Daniel Sedin      | 2       | 0 | 1 | 1 | -2  | 0   | 0  | 0  |
| Christopher Tanev | 2       | 0 | 1 | 1 | 1   | 0   | 0  | 0  |
| Mike Santorelli   | 1       | 0 | 1 | 1 | 1   | 0   | 0  | 0  |
| David Booth       | 3       | 0 | 0 | 0 | -1  | 2   | 0  | 0  |
| Zac Dalpe         | 3       | 0 | 0 | 0 | 0   | 0   | 0  | 0  |
| Zack Kassian      | 3       | 0 | 0 | 0 | 0   | 0   | 0  | 0  |
| Tom Sestito       | 3       | 0 | 0 | 0 | 0   | 0   | 0  | 0  |
| Ryan Stanton      | 3       | 0 | 0 | 0 | -1  | 0   | 0  | 0  |
| Alexandre Burrows | 2       | 0 | 0 | 0 | 0   | 2   | 0  | 0  |
| Kellan Lain       | 1       | 0 | 0 | 0 | 0   | 0   | 0  | 0  |
| Shawn Matthias    | 1       | 0 | 0 | 0 | 0   | 2   | 0  | 0  |
| Jordan Schroeder  | 1       | 0 | 0 | 0 | 0   | 0   | 0  | 0  |
| Yannick Weber     | 1       | 0 | 0 | 0 | 0   | 0   | 0  | 0  |

Power Play: 2-10 20.0% / Penalty Killing: 8-9 88.9%

#### GOALTENDING

##### PREDATORS

|               | GP | MIN | W-L-OT | GA | SA | SV | GAA  | SV%  |
|---------------|----|-----|--------|----|----|----|------|------|
| Carter Hutton | 2  | 119 | 1-1-0  | 3  | 56 | 53 | 1.51 | .946 |
| Marek Mazanec | 1  | 57  | 0-1-0  | 3  | 33 | 30 | 3.13 | .909 |

##### CANUCKS

|                | GP | MIN | W-L-OT | GA | SA | SV | GAA  | SV%   |
|----------------|----|-----|--------|----|----|----|------|-------|
| Eddie Lack     | 1  | 60  | 1-0-0  | 0  | 30 | 30 | 0.00 | 1.000 |
| Roberto Luongo | 2  | 118 | 1-1-0  | 3  | 57 | 54 | 1.52 | .947  |



Rogers Arena • 800 Griffiths Way  
Vancouver, BC V6B 6G1 • (604) 899-4600

GM: Jim Benning

Head Coach: Willie Desjardins

PR: Chris Brumwell, Ben Brown, Stephanie Maniago,  
Jen Rollins

| Season        | OVERALL   |           |           |          |           |            | HOME       |           |           |           |          |           | ROAD      |           |           |           |           |          |           |           |           |           |
|---------------|-----------|-----------|-----------|----------|-----------|------------|------------|-----------|-----------|-----------|----------|-----------|-----------|-----------|-----------|-----------|-----------|----------|-----------|-----------|-----------|-----------|
|               | GP        | W         | L         | OT       | PTS       | GF         | GA         | GP        | W         | L         | OT       | PTS       | GF        | GA        | GP        | W         | L         | OT       | PTS       | GF        | GA        |           |
| 1998-99       | 4         | 3         | 1         | 0        | 6         | 18         | 14         | 2         | 2         | 0         | 0        | 4         | 9         | 5         | 2         | 1         | 1         | 0        | 2         | 9         | 9         | 9         |
| 1999-00       | 5         | 2         | 2         | 1        | 5         | 9          | 13         | 3         | 1         | 1         | 1        | 3         | 6         | 8         | 2         | 1         | 1         | 0        | 2         | 3         | 5         | 8         |
| 2000-01       | 4         | 0         | 3         | 1        | 1         | 10         | 17         | 2         | 0         | 1         | 1        | 1         | 6         | 9         | 2         | 0         | 2         | 0        | 0         | 4         | 4         | 8         |
| 2001-02       | 4         | 1         | 3         | 0        | 2         | 9          | 16         | 2         | 1         | 1         | 0        | 2         | 6         | 7         | 2         | 0         | 2         | 0        | 0         | 3         | 9         | 9         |
| 2002-03       | 4         | 1         | 3         | 0        | 2         | 10         | 16         | 2         | 1         | 1         | 0        | 2         | 4         | 5         | 2         | 0         | 2         | 0        | 0         | 6         | 11        | 11        |
| 2003-04       | 4         | 0         | 2         | 2        | 2         | 7          | 12         | 2         | 0         | 1         | 1        | 1         | 4         | 6         | 2         | 0         | 1         | 1        | 1         | 3         | 6         | 6         |
| 2005-06       | 4         | 3         | 1         | 0        | 6         | 14         | 7          | 2         | 2         | 0         | 0        | 4         | 8         | 1         | 2         | 1         | 1         | 0        | 2         | 6         | 6         | 6         |
| 2006-07       | 4         | 2         | 1         | 1        | 5         | 12         | 8          | 2         | 1         | 0         | 1        | 3         | 9         | 4         | 2         | 1         | 1         | 0        | 2         | 3         | 4         | 4         |
| 2007-08       | 4         | 1         | 2         | 1        | 3         | 9          | 14         | 2         | 0         | 1         | 1        | 1         | 4         | 8         | 2         | 1         | 1         | 0        | 2         | 5         | 6         | 6         |
| 2008-09       | 4         | 1         | 3         | 0        | 2         | 7          | 12         | 2         | 0         | 2         | 0        | 0         | 2         | 5         | 2         | 1         | 1         | 0        | 2         | 5         | 7         | 7         |
| 2009-10       | 4         | 2         | 2         | 0        | 4         | 10         | 12         | 2         | 1         | 1         | 0        | 2         | 6         | 6         | 2         | 1         | 1         | 0        | 2         | 4         | 6         | 6         |
| 2010-11       | 4         | 2         | 2         | 0        | 4         | 8          | 6          | 2         | 1         | 1         | 0        | 2         | 4         | 4         | 2         | 1         | 1         | 0        | 2         | 4         | 2         | 2         |
| 2011-12       | 4         | 2         | 1         | 1        | 5         | 13         | 15         | 2         | 1         | 0         | 1        | 3         | 6         | 5         | 2         | 1         | 1         | 0        | 2         | 7         | 10        | 10        |
| 2012-13       | 3         | 0         | 3         | 0        | 0         | 6          | 13         | 2         | 0         | 2         | 0        | 0         | 2         | 6         | 1         | 0         | 1         | 0        | 0         | 4         | 7         | 7         |
| 2013-14       | 3         | 1         | 2         | 0        | 2         | 3          | 6          | 1         | 0         | 1         | 0        | 0         | 1         | 3         | 2         | 1         | 1         | 0        | 2         | 2         | 3         | 3         |
| <b>Totals</b> | <b>59</b> | <b>21</b> | <b>31</b> | <b>7</b> | <b>49</b> | <b>145</b> | <b>181</b> | <b>30</b> | <b>11</b> | <b>13</b> | <b>6</b> | <b>28</b> | <b>77</b> | <b>82</b> | <b>29</b> | <b>10</b> | <b>18</b> | <b>1</b> | <b>21</b> | <b>68</b> | <b>99</b> | <b>99</b> |

OT column includes both ties and overtime losses in 1999-00 (one home OTL), 2000-01 (one home tie), 2001-02, 2002-03 and 2003-04 (one home OTL & one road tie). OT column includes ties in 1998-99.

|         | DATE              | VISITOR   | HOME        |   | DATE              | VISITOR               | HOME                  |   |
|---------|-------------------|-----------|-------------|---|-------------------|-----------------------|-----------------------|---|
| 1998-99 | October 27, 1998  | Vancouver | 4 NASHVILLE | 5 | 2007-08           | November 1, 2007      | NASHVILLE 3 Vancouver | 0 |
|         | November 7, 1998  | Nashville | 3 VANCOUVER | 5 |                   | December 6, 2007      | VANCOUVER 5 Nashville | 2 |
|         | December 19, 1998 | NASHVILLE | 6 Vancouver | 4 |                   | February 21, 2008     | VANCOUVER 3 Nashville | 2 |
|         | January 19, 1999  | Vancouver | 1 NASHVILLE | 4 |                   | March 6, 2008         | Nashville 2 VANCOUVER | 6 |
| 1999-00 | October 30, 1999  | Nashville | 1 VANCOUVER | 4 | 2008-09           | November 4, 2008      | Nashville 0 VANCOUVER | 4 |
|         | November 20, 1999 | VANCOUVER | 3 Nashville | 1 |                   | December 9, 2008      | VANCOUVER 3 Nashville | 1 |
|         | January 13, 2000  | VANCOUVER | 4 Nashville | 3 |                   | January 1, 2009       | VANCOUVER 2 Nashville | 1 |
|         | January 23, 2000  | NASHVILLE | 2 Vancouver | 1 | January 28, 2009  | NASHVILLE 5 Vancouver | 3                     |   |
|         | March 31, 2000    | Vancouver | 1 NASHVILLE | 2 | 2009-10           | December 8, 2009      | Vancouver 2 NASHVILLE | 4 |
| 2000-01 | October 24, 2000  | Vancouver | 4 Nashville | 4 |                   | December 22, 2009     | Nashville 1 VANCOUVER | 4 |
|         | December 4, 2000  | Nashville | 3 VANCOUVER | 6 |                   | January 11, 2010      | NASHVILLE 3 Vancouver | 2 |
|         | January 1, 2001   | VANCOUVER | 5 Nashville | 2 | March 7, 2010     | VANCOUVER 4 Nashville | 2                     |   |
|         | January 8, 2001   | Nashville | 1 VANCOUVER | 2 | 2010-11           | January 26, 2011      | Nashville 1 VANCOUVER | 2 |
| 2001-02 | October 23, 2001  | Nashville | 2 VANCOUVER | 4 |                   | February 17, 2011     | Vancouver 1 NASHVILLE | 3 |
|         | December 20, 2001 | Vancouver | 2 NASHVILLE | 6 |                   | March 3, 2011         | NASHVILLE 3 Vancouver | 0 |
|         | January 28, 2002  | Nashville | 1 VANCOUVER | 5 |                   | March 29, 2011        | VANCOUVER 3 Nashville | 1 |
|         | March 12, 2002    | VANCOUVER | 5 Nashville | 0 | 2011-12           | October 20, 2011      | Nashville 1 VANCOUVER | 5 |
| 2002-03 | December 19, 2002 | VANCOUVER | 3 Nashville | 1 |                   | January 1, 2012       | NASHVILLE 6 Vancouver | 5 |
|         | January 14, 2003  | Nashville | 3 VANCOUVER | 4 |                   | February 7, 2012      | VANCOUVER 4 Nashville | 3 |
|         | January 21, 2003  | Vancouver | 2 NASHVILLE | 3 | February 21, 2012 | Vancouver 1 NASHVILLE | 3                     |   |
|         | March 20, 2003    | Nashville | 3 VANCOUVER | 7 | 2012-13           | February 22, 2013     | VANCOUVER 1 Nashville | 0 |
| 2003-04 | November 5, 2003  | VANCOUVER | 4 Nashville | 3 |                   | March 14, 2013        | Nashville 4 VANCOUVER | 7 |
|         | December 16, 2003 | VANCOUVER | 2 Nashville | 1 |                   | April 15, 2013        | VANCOUVER 5 Nashville | 2 |
|         | January 25, 2004  | Nashville | 1 VANCOUVER | 4 | 2013-14           | December 3, 2013      | VANCOUVER 3 Nashville | 1 |
|         | March 16, 2004    | Nashville | 2 Vancouver | 2 |                   | January 23, 2014      | NASHVILLE 2 Vancouver | 1 |
| 2005-06 | December 28, 2005 | Nashville | 3 VANCOUVER | 4 | March 19, 2014    | Nashville 0 VANCOUVER | 2                     |   |
|         | March 2, 2006     | Vancouver | 1 NASHVILLE | 3 |                   |                       |                       |   |
|         | March 9, 2006     | NASHVILLE | 3 Vancouver | 2 |                   |                       |                       |   |
|         | March 14, 2006    | Vancouver | 0 NASHVILLE | 5 |                   |                       |                       |   |
| 2006-07 | October 21, 2006  | VANCOUVER | 4 Nashville | 3 |                   |                       |                       |   |
|         | October 31, 2006  | NASHVILLE | 3 Vancouver | 2 |                   |                       |                       |   |
|         | November 23, 2006 | Vancouver | 0 NASHVILLE | 6 |                   |                       |                       |   |
|         | March 21, 2007    | Nashville | 0 VANCOUVER | 2 |                   |                       |                       |   |

NHL & OPPONENTS



# NHL & OPPONENTS

## WASHINGTON CAPITALS

### 2013-14 SEASON SERIES

#### @ NASHVILLE

| Date          | Score         | W/Goal      |
|---------------|---------------|-------------|
| 30 Mar '14 ** | WSH 3 @ NSH 4 | Craig Smith |

#### @ WASHINGTON

| Date       | Score         | W/Goal      |
|------------|---------------|-------------|
| 07 Dec '13 | NSH 2 @ WSH 5 | Karl Alzner |

\* overtime \*\* shootout

### GOALS BY PERIOD

|            | 1st | 2nd | 3rd | OT | Total |
|------------|-----|-----|-----|----|-------|
| Nashville  | 3   | 0   | 2   | 0  | 5     |
| Washington | 4   | 1   | 3   | 0  | 8     |

### SHOTS BY PERIOD

|            | 1st | 2nd | 3rd | OT | Total |
|------------|-----|-----|-----|----|-------|
| Nashville  | 23  | 20  | 19  | 3  | 65    |
| Washington | 21  | 15  | 20  | 3  | 59    |

### INDIVIDUAL SCORING

| PLAYER            | PREDATORS |   |   |   |     |     |    |    |
|-------------------|-----------|---|---|---|-----|-----|----|----|
|                   | GP        | G | A | P | +/- | PIM | PP | SH |
| Shea Weber        | 2         | 1 | 2 | 3 | 2   | 0   | 0  | 0  |
| Patric Hornqvist  | 2         | 2 | 0 | 2 | 0   | 2   | 0  | 0  |
| Roman Josi        | 2         | 1 | 1 | 2 | 1   | 2   | 0  | 0  |
| Mike Fisher       | 2         | 0 | 2 | 2 | 1   | 0   | 0  | 0  |
| Eric Nystrom      | 2         | 1 | 0 | 1 | 1   | 0   | 0  | 0  |
| Matt Cullen       | 2         | 0 | 1 | 1 | 3   | 2   | 0  | 0  |
| Viktor Stalberg   | 2         | 0 | 1 | 1 | 1   | 0   | 0  | 0  |
| Victor Bartley    | 2         | 0 | 0 | 0 | 0   | 0   | 0  | 0  |
| Gabriel Bourque   | 2         | 0 | 0 | 0 | -2  | 0   | 0  | 0  |
| Rich Clune        | 2         | 0 | 0 | 0 | 0   | 14  | 0  | 0  |
| Ryan Ellis        | 2         | 0 | 0 | 0 | -2  | 2   | 0  | 0  |
| Colin Wilson      | 2         | 0 | 0 | 0 | -1  | 0   | 0  | 0  |
| Michael Del Zotto | 1         | 0 | 0 | 0 | 0   | 0   | 0  | 0  |
| Mattias Ekholm    | 1         | 0 | 0 | 0 | 0   | 0   | 0  | 0  |
| Paul Gaustad      | 1         | 0 | 0 | 0 | -1  | 2   | 0  | 0  |
| Matt Hendricks    | 1         | 0 | 0 | 0 | 0   | 0   | 0  | 0  |
| Calle Jarnkrok    | 1         | 0 | 0 | 0 | 0   | 2   | 0  | 0  |
| Seth Jones        | 1         | 0 | 0 | 0 | -1  | 0   | 0  | 0  |
| Kevin Klein       | 1         | 0 | 0 | 0 | 0   | 0   | 0  | 0  |
| David Legwand     | 1         | 0 | 0 | 0 | -2  | 0   | 0  | 0  |
| Colton Sissons    | 1         | 0 | 0 | 0 | 0   | 0   | 0  | 0  |
| Craig Smith       | 1         | 0 | 0 | 0 | 0   | 0   | 0  | 0  |
| Nick Spaling      | 1         | 0 | 0 | 0 | 0   | 0   | 0  | 0  |
| Mark Van Gulder   | 1         | 0 | 0 | 0 | 0   | 0   | 0  | 0  |

Power Play: 0-1 0.0% / Penalty Killing: 5-8 62.5%

| PLAYER             | CAPITALS |   |   |   |     |     |    |    |
|--------------------|----------|---|---|---|-----|-----|----|----|
|                    | GP       | G | A | P | +/- | PIM | PP | SH |
| Nicklas Backstrom  | 2        | 1 | 4 | 5 | 0   | 0   | 1  | 0  |
| Troy Brouwer       | 2        | 3 | 0 | 3 | 0   | 0   | 1  | 0  |
| Eric Fehr          | 2        | 1 | 1 | 2 | 0   | 0   | 0  | 0  |
| Mikhail Grabovski  | 2        | 0 | 2 | 2 | 1   | 0   | 0  | 0  |
| Mike Green         | 2        | 0 | 2 | 2 | -1  | 0   | 0  | 0  |
| Karl Alzner        | 2        | 1 | 0 | 1 | -3  | 0   | 0  | 0  |
| Alex Ovechkin      | 2        | 1 | 0 | 1 | -1  | 0   | 1  | 0  |
| Nate Schmidt       | 1        | 1 | 0 | 1 | 3   | 0   | 0  | 0  |
| John Carlson       | 2        | 0 | 1 | 1 | 2   | 0   | 0  | 0  |
| Marcus Johansson   | 2        | 0 | 1 | 1 | -3  | 0   | 0  | 0  |
| Joel Ward          | 2        | 0 | 1 | 1 | 1   | 0   | 0  | 0  |
| Martin Erat        | 1        | 0 | 1 | 1 | 1   | 0   | 0  | 0  |
| Jay Beagle         | 2        | 0 | 0 | 0 | -1  | 2   | 0  | 0  |
| Jason Chimera      | 2        | 0 | 0 | 0 | 1   | 0   | 0  | 0  |
| Dmitry Orlov       | 2        | 0 | 0 | 0 | 0   | 0   | 0  | 0  |
| Patrick Wey        | 2        | 0 | 0 | 0 | -1  | 5   | 0  | 0  |
| Tom Wilson         | 2        | 0 | 0 | 0 | 0   | 7   | 0  | 0  |
| Julien Brouillette | 1        | 0 | 0 | 0 | 0   | 0   | 0  | 0  |
| Evgeny Kuznetsov   | 1        | 0 | 0 | 0 | 1   | 0   | 0  | 0  |
| Dustin Penner      | 1        | 0 | 0 | 0 | 0   | 0   | 0  | 0  |
| Aaron Volpatti     | 1        | 0 | 0 | 0 | 0   | 0   | 0  | 0  |

Power Play: 3-8 37.5% / Penalty Killing: 1-1 100.0%

### GOALTENDING

#### PREDATORS

|               | GP | MIN | W-L-OT | GA | SA | SV | GAA  | SV%  |
|---------------|----|-----|--------|----|----|----|------|------|
| Carter Hutton | 1  | 65  | 1-0-0  | 3  | 26 | 23 | 2.77 | .885 |
| Marek Mazanec | 1  | 60  | 0-1-0  | 5  | 33 | 28 | 5.00 | .848 |

#### CAPITALS

|                | GP | MIN | W-L-OT | GA | SA | SV | GAA  | SV%  |
|----------------|----|-----|--------|----|----|----|------|------|
| Braden Holtby  | 1  | 60  | 1-0-0  | 2  | 36 | 34 | 2.00 | .944 |
| Jaroslav Halak | 1  | 65  | 0-0-1  | 3  | 29 | 26 | 2.77 | .897 |





Kettler Capitals Iceplex • 627 N. Glebe Rd. Suite 850  
 Arlington, VA 22203 • (202) 266-2200  
 GM: Brian MacLellan  
 Head Coach: Barry Trotz  
 PR: Kurt Kehl, Sergey Kocharov, Pace Sagester,  
 Megan Eichenberg

| Season        | OVERALL   |          |          |          |           |           |           | HOME      |          |          |          |           |           |           | ROAD     |          |          |          |          |           |           |
|---------------|-----------|----------|----------|----------|-----------|-----------|-----------|-----------|----------|----------|----------|-----------|-----------|-----------|----------|----------|----------|----------|----------|-----------|-----------|
|               | GP        | W        | L        | OT       | PTS       | GF        | GA        | GP        | W        | L        | T        | PTS       | GF        | GA        | GP       | W        | L        | T        | PTS      | GF        | GA        |
| 1998-99       | 2         | 2        | 0        | 0        | 4         | 6         | 3         | 1         | 1        | 0        | 0        | 2         | 3         | 1         | 1        | 1        | 0        | 0        | 2        | 3         | 2         |
| 1999-00       | 2         | 0        | 2        | 0        | 0         | 2         | 5         | 1         | 0        | 1        | 0        | 0         | 2         | 4         | 1        | 0        | 1        | 0        | 0        | 0         | 1         |
| 2000-01       | 2         | 1        | 1        | 0        | 2         | 4         | 3         | 1         | 1        | 0        | 0        | 2         | 3         | 1         | 1        | 0        | 1        | 0        | 0        | 1         | 2         |
| 2001-02       | 1         | 0        | 0        | 1        | 1         | 3         | 3         | 1         | 0        | 0        | 1        | 1         | 3         | 3         | 0        | 0        | 0        | 0        | 0        | 0         | 0         |
| 2002-03       | 1         | 0        | 1        | 0        | 0         | 4         | 5         | 0         | 0        | 0        | 0        | 0         | 0         | 0         | 1        | 0        | 1        | 0        | 0        | 4         | 5         |
| 2003-04       | 1         | 1        | 0        | 0        | 2         | 5         | 2         | 1         | 1        | 0        | 0        | 2         | 5         | 2         | 0        | 0        | 0        | 0        | 0        | 0         | 0         |
| 2005-06       | 1         | 1        | 0        | 0        | 2         | 5         | 2         | 0         | 0        | 0        | 0        | 0         | 0         | 0         | 1        | 1        | 0        | 0        | 2        | 5         | 2         |
| 2007-08       | 1         | 0        | 1        | 0        | 0         | 2         | 4         | 1         | 0        | 1        | 0        | 0         | 2         | 4         | 0        | 0        | 0        | 0        | 0        | 0         | 0         |
| 2008-09       | 2         | 0        | 0        | 2        | 2         | 4         | 6         | 1         | 0        | 0        | 1        | 1         | 1         | 2         | 1        | 0        | 0        | 1        | 1        | 3         | 4         |
| 2009-10       | 1         | 0        | 0        | 1        | 1         | 2         | 3         | 0         | 0        | 0        | 0        | 0         | 0         | 0         | 1        | 0        | 0        | 1        | 1        | 2         | 3         |
| 2010-11       | 1         | 0        | 0        | 1        | 1         | 2         | 3         | 1         | 0        | 0        | 1        | 1         | 2         | 3         | 0        | 0        | 0        | 0        | 0        | 0         | 0         |
| 2011-12       | 2         | 1        | 1        | 0        | 2         | 4         | 5         | 1         | 1        | 0        | 0        | 2         | 3         | 1         | 1        | 0        | 1        | 0        | 0        | 1         | 4         |
| 2013-14       | 2         | 1        | 1        | 0        | 2         | 6         | 8         | 1         | 1        | 0        | 0        | 2         | 4         | 3         | 1        | 0        | 1        | 0        | 0        | 2         | 5         |
| <b>Totals</b> | <b>19</b> | <b>7</b> | <b>7</b> | <b>5</b> | <b>19</b> | <b>49</b> | <b>52</b> | <b>10</b> | <b>5</b> | <b>2</b> | <b>3</b> | <b>13</b> | <b>28</b> | <b>24</b> | <b>9</b> | <b>2</b> | <b>5</b> | <b>2</b> | <b>6</b> | <b>21</b> | <b>28</b> |

OT column includes both ties and overtime losses in 1999-00, 2000-01, 2001-02 (one home tie), 2002-03 and 2003-04. OT column includes ties in 1998-99.

| DATE    | VISITOR           | HOME                            |
|---------|-------------------|---------------------------------|
| 1998-99 | December 26, 1998 | Washington 1 <b>NASHVILLE</b> 3 |
|         | March 30, 1999    | <b>NASHVILLE</b> 3 Washington 2 |
| 1999-00 | November 26, 1999 | Nashville 0 <b>WASHINGTON</b> 1 |
|         | February 12, 2000 | <b>WASHINGTON</b> 4 Nashville 2 |
| 2000-01 | October 13, 2000  | Washington 1 <b>NASHVILLE</b> 3 |
|         | February 21, 2001 | Nashville 1 <b>WASHINGTON</b> 2 |
| 2001-02 | February 8, 2002  | Washington 3 Nashville 3 OT     |
| 2002-03 | October 11, 2002  | Nashville 4 <b>WASHINGTON</b> 5 |
| 2003-04 | February 13, 2004 | Washington 2 <b>NASHVILLE</b> 5 |
| 2005-06 | December 7, 2005  | <b>NASHVILLE</b> 5 Washington 2 |

| DATE    | VISITOR           | HOME                               |
|---------|-------------------|------------------------------------|
| 2007-08 | March 18, 2008    | <b>WASHINGTON</b> 4 Nashville 2    |
| 2008-09 | October 28, 2008  | Nashville 3 <b>WASHINGTON</b> 4 SO |
|         | March 10, 2009    | <b>WASHINGTON</b> 2 Nashville 1 OT |
| 2009-10 | October 17, 2009  | Nashville 2 <b>WASHINGTON</b> 3 SO |
| 2010-11 | October 16, 2010  | <b>WASHINGTON</b> 3 Nashville 2 OT |
| 2011-12 | November 15, 2011 | Washington 1 <b>NASHVILLE</b> 3    |
|         | December 20, 2011 | Nashville 1 <b>WASHINGTON</b> 4    |
| 2013-14 | December 7, 2013  | Nashville 2 <b>WASHINGTON</b> 5    |
|         | March 30, 2014    | Washington 3 <b>NASHVILLE</b> 4 SO |

NHL & OPPONENTS



# NHL & OPPONENTS

## WINNIPEG JETS

### 2013-14 SEASON SERIES

#### @ NASHVILLE

| Date         | Score         | W/Goal      |
|--------------|---------------|-------------|
| 1 Mar '14    | WPG 3 @ NSH 1 | Andrew Ladd |
| 24 Oct '13 * | WPG 2 @ NSH 3 | Craig Smith |

### GOALS BY PERIOD

|           | 1st | 2nd | 3rd | OT | Total |
|-----------|-----|-----|-----|----|-------|
| Nashville | 2   | 5   | 3   | 1  | 11    |
| Winnipeg  | 5   | 5   | 4   | 0  | 14    |

### INDIVIDUAL SCORING

| PLAYER            | PREDATORS |   |   |   |     |     |    |    |
|-------------------|-----------|---|---|---|-----|-----|----|----|
|                   | GP        | G | A | P | +/- | PIM | PP | SH |
| Craig Smith       | 5         | 1 | 3 | 4 | -3  | 0   | 0  | 0  |
| Patric Hornqvist  | 5         | 2 | 1 | 3 | -1  | 4   | 0  | 0  |
| Mike Fisher       | 3         | 1 | 2 | 3 | 0   | 4   | 1  | 0  |
| David Legwand     | 5         | 0 | 3 | 3 | -1  | 2   | 0  | 0  |
| Seth Jones        | 5         | 1 | 1 | 2 | 0   | 0   | 0  | 0  |
| Shea Weber        | 5         | 1 | 1 | 2 | -5  | 2   | 1  | 0  |
| Michael Del Zotto | 2         | 0 | 2 | 2 | 2   | 0   | 0  | 0  |
| Eric Nystrom      | 5         | 1 | 0 | 1 | -3  | 0   | 0  | 1  |
| Matt Cullen       | 4         | 1 | 0 | 1 | -2  | 4   | 0  | 0  |
| Nick Spaling      | 4         | 1 | 0 | 1 | -1  | 0   | 0  | 0  |
| Roman Josi        | 3         | 1 | 0 | 1 | -4  | 0   | 0  | 0  |
| Simon Moser       | 1         | 1 | 0 | 1 | 1   | 0   | 0  | 0  |
| Paul Gaustad      | 5         | 0 | 1 | 1 | 0   | 2   | 0  | 0  |
| Colin Wilson      | 5         | 0 | 1 | 1 | -1  | 2   | 0  | 0  |
| Filip Forsberg    | 2         | 0 | 1 | 1 | 0   | 0   | 0  | 0  |
| Colton Sissons    | 1         | 0 | 1 | 1 | 0   | 0   | 0  | 0  |
| Gabriel Bourque   | 5         | 0 | 0 | 0 | -3  | 0   | 0  | 0  |
| Mattias Ekholm    | 5         | 0 | 0 | 0 | -3  | 0   | 0  | 0  |
| Ryan Ellis        | 5         | 0 | 0 | 0 | 1   | 0   | 0  | 0  |
| Rich Clune        | 3         | 0 | 0 | 0 | -1  | 11  | 0  | 0  |
| Kevin Klein       | 3         | 0 | 0 | 0 | -3  | 0   | 0  | 0  |
| Viktor Stalberg   | 3         | 0 | 0 | 0 | -1  | 0   | 0  | 0  |
| Victor Bartley    | 2         | 0 | 0 | 0 | 1   | 0   | 0  | 0  |
| Taylor Beck       | 2         | 0 | 0 | 0 | -1  | 2   | 0  | 0  |
| Matt Hendricks    | 2         | 0 | 0 | 0 | 0   | 4   | 0  | 0  |

Power Play: 2-18 11.1% / Penalty Killing: 13-13 100.0%

### GOALTENDING

#### PREDATORS

|               | GP | MIN | W-L-OT | GA | SA  | SV  | GAA  | SV%  |
|---------------|----|-----|--------|----|-----|-----|------|------|
| Carter Hutton | 5  | 251 | 3-2-0  | 12 | 130 | 118 | 2.87 | .908 |
| Marek Mazanec | 1  | 52  | 0-0-0  | 2  | 24  | 22  | 2.32 | .917 |

#### JETS

|                | GP | MIN | W-L-OT | GA | SA  | SV  | GAA  | SV%  |
|----------------|----|-----|--------|----|-----|-----|------|------|
| Ondrej Pavelec | 5  | 302 | 2-2-1  | 11 | 165 | 154 | 2.18 | .933 |

#### @ WINNIPEG

| Date       | Score         | W/Goal           |
|------------|---------------|------------------|
| 28 Jan '14 | NSH 4 @ WPG 3 | Mike Fisher      |
| 8 Nov '13  | NSH 0 @ WPG 5 | Bryan Little     |
| 20 Oct '13 | NSH 3 @ WPG 1 | Patric Hornqvist |

\* overtime \*\* shootout

### SHOTS BY PERIOD

|           | 1st | 2nd | 3rd | OT | Total |
|-----------|-----|-----|-----|----|-------|
| Nashville | 52  | 56  | 55  | 2  | 165   |
| Winnipeg  | 52  | 52  | 48  | 2  | 154   |

| PLAYER           | JETS |   |   |   |     |     |    |    |
|------------------|------|---|---|---|-----|-----|----|----|
|                  | GP   | G | A | P | +/- | PIM | PP | SH |
| Olli Jokinen     | 5    | 2 | 3 | 5 | 4   | 0   | 0  | 0  |
| Blake Wheeler    | 5    | 2 | 3 | 5 | 4   | 4   | 0  | 0  |
| Andrew Ladd      | 5    | 1 | 3 | 4 | 0   | 2   | 0  | 0  |
| Devin Setoguchi  | 5    | 2 | 1 | 3 | 3   | 2   | 0  | 0  |
| Evander Kane     | 4    | 1 | 2 | 3 | 2   | 0   | 0  | 0  |
| Jacob Trouba     | 2    | 0 | 3 | 3 | 3   | 2   | 0  | 0  |
| Bryan Little     | 5    | 2 | 0 | 2 | -2  | 0   | 0  | 0  |
| Mark Scheifele   | 5    | 1 | 1 | 2 | 4   | 2   | 0  | 0  |
| Zach Bogosian    | 5    | 0 | 2 | 2 | 2   | 6   | 0  | 0  |
| Michael Frolik   | 5    | 0 | 2 | 2 | 0   | 0   | 0  | 0  |
| Mark Stuart      | 3    | 0 | 2 | 2 | 3   | 4   | 0  | 0  |
| Anthony Peluso   | 3    | 1 | 0 | 1 | 0   | 0   | 0  | 0  |
| Chris Thorburn   | 3    | 1 | 0 | 1 | 4   | 0   | 0  | 0  |
| Eric Tangradi    | 2    | 1 | 0 | 1 | 1   | 2   | 0  | 0  |
| Dustin Byfuglien | 5    | 0 | 1 | 1 | -2  | 8   | 0  | 0  |
| Grant Clitsome   | 3    | 0 | 1 | 1 | 0   | 0   | 0  | 0  |
| Keaton Ellerby   | 3    | 0 | 1 | 1 | 1   | 0   | 0  | 0  |
| Tobias Enstrom   | 5    | 0 | 0 | 0 | 1   | 6   | 0  | 0  |
| James Wright     | 5    | 0 | 0 | 0 | 0   | 0   | 0  | 0  |
| Adam Pardy       | 4    | 0 | 0 | 0 | 1   | 9   | 0  | 0  |
| Matt Halischuk   | 3    | 0 | 0 | 0 | -2  | 0   | 0  | 0  |
| Paul Postma      | 2    | 0 | 0 | 0 | 0   | 0   | 0  | 0  |
| Patrice Cormier  | 1    | 0 | 0 | 0 | 0   | 0   | 0  | 0  |
| Eric O'Dell      | 1    | 0 | 0 | 0 | -1  | 0   | 0  | 0  |
| Jim Slater       | 1    | 0 | 0 | 0 | 0   | 0   | 0  | 0  |

Power Play: 0-13 0.0% / Penalty Killing: 16-18 88.9%



MTS Centre • 260 Hargrave St.  
 Winnipeg, MB R3C 5S5 • (204) 926-5570  
 GM: Kevin Cheveldayoff  
 Head Coach: Paul Maurice  
 PR: Scott Brown, Keegan Goodrich, Kalen Qually

| Season        | OVERALL   |           |          |          |           |           |           | HOME      |          |          |          |           |           |           | ROAD      |          |          |          |           |           |           |
|---------------|-----------|-----------|----------|----------|-----------|-----------|-----------|-----------|----------|----------|----------|-----------|-----------|-----------|-----------|----------|----------|----------|-----------|-----------|-----------|
|               | GP        | W         | L        | OT       | PTS       | GF        | GA        | GP        | W        | L        | OT       | PTS       | GF        | GA        | GP        | W        | L        | OT       | PTS       | GF        | GA        |
| 1999-00       | 2         | 2         | 0        | 0        | 4         | 10        | 3         | 1         | 1        | 0        | 0        | 2         | 6         | 0         | 1         | 1        | 0        | 0        | 2         | 4         | 3         |
| 2000-01       | 2         | 1         | 1        | 0        | 2         | 4         | 4         | 1         | 1        | 0        | 0        | 2         | 4         | 3         | 1         | 0        | 1        | 0        | 0         | 0         | 1         |
| 2001-02       | 1         | 0         | 0        | 1        | 1         | 4         | 4         | 0         | 0        | 0        | 0        | 0         | 0         | 0         | 1         | 0        | 0        | 1        | 1         | 4         | 4         |
| 2002-03       | 1         | 0         | 1        | 0        | 0         | 2         | 3         | 1         | 0        | 1        | 0        | 0         | 2         | 3         | 0         | 0        | 0        | 0        | 0         | 0         | 0         |
| 2003-04       | 1         | 0         | 1        | 0        | 0         | 2         | 4         | 0         | 0        | 0        | 0        | 0         | 0         | 0         | 1         | 0        | 1        | 0        | 0         | 2         | 4         |
| 2005-06       | 1         | 0         | 0        | 1        | 1         | 3         | 4         | 0         | 0        | 0        | 0        | 0         | 0         | 0         | 1         | 0        | 0        | 1        | 1         | 3         | 4         |
| 2007-08       | 1         | 1         | 0        | 0        | 2         | 3         | 0         | 1         | 1        | 0        | 0        | 2         | 3         | 0         | 0         | 0        | 0        | 0        | 0         | 0         | 0         |
| 2008-09       | 2         | 1         | 1        | 0        | 2         | 6         | 10        | 1         | 0        | 1        | 0        | 0         | 2         | 7         | 1         | 1        | 0        | 0        | 2         | 4         | 3         |
| 2009-10       | 2         | 2         | 0        | 0        | 4         | 6         | 4         | 1         | 1        | 0        | 0        | 2         | 4         | 3         | 1         | 1        | 0        | 0        | 2         | 2         | 1         |
| 2010-11       | 2         | 1         | 0        | 1        | 3         | 8         | 6         | 1         | 1        | 0        | 0        | 2         | 6         | 3         | 1         | 0        | 0        | 1        | 1         | 2         | 3         |
| 2011-12       | 1         | 1         | 0        | 0        | 2         | 3         | 1         | 1         | 1        | 0        | 0        | 2         | 3         | 1         | 0         | 0        | 0        | 0        | 0         | 0         | 0         |
| 2013-14       | 5         | 3         | 2        | 0        | 6         | 11        | 14        | 2         | 1        | 1        | 0        | 2         | 4         | 5         | 3         | 2        | 1        | 0        | 4         | 7         | 9         |
| <b>Totals</b> | <b>21</b> | <b>12</b> | <b>6</b> | <b>3</b> | <b>27</b> | <b>62</b> | <b>57</b> | <b>10</b> | <b>7</b> | <b>3</b> | <b>0</b> | <b>14</b> | <b>34</b> | <b>25</b> | <b>11</b> | <b>5</b> | <b>3</b> | <b>3</b> | <b>13</b> | <b>28</b> | <b>32</b> |

OT column includes both ties and overtime losses in 1999-00, 2000-01, 2001-02 (one road tie), 2002-03 & 2003-04.

|                | DATE              | VISITOR   | HOME |           |      |
|----------------|-------------------|-----------|------|-----------|------|
| <b>1999-00</b> | December 6, 1999  | NASHVILLE | 4    | Atlanta   | 3 OT |
|                | December 30, 1999 | Atlanta   | 0    | NASHVILLE | 6    |
| <b>2000-01</b> | November 15, 2000 | Nashville | 0    | ATLANTA   | 1    |
|                | January 21, 2001  | Atlanta   | 3    | NASHVILLE | 4    |
| <b>2001-02</b> | November 16, 2001 | Nashville | 4    | Atlanta   | 4 OT |
| <b>2002-03</b> | March 29, 2003    | ATLANTA   | 3    | Nashville | 2    |
| <b>2003-04</b> | October 23, 2003  | Nashville | 2    | ATLANTA   | 4    |
| <b>2005-06</b> | January 11, 2006  | Nashville | 3    | ATLANTA   | 4 SO |
| <b>2007-08</b> | October 25, 2007  | Atlanta   | 0    | NASHVILLE | 3    |
| <b>2008-09</b> | November 28, 2008 | NASHVILLE | 4    | Atlanta   | 3 OT |
|                | January 17, 2009  | ATLANTA   | 7    | Nashville | 2    |

\* moved from Atlanta prior to the 2011-12 season

|                | DATE             | VISITOR   | HOME |           |      |
|----------------|------------------|-----------|------|-----------|------|
| <b>2009-10</b> | January 30, 2010 | Atlanta   | 3    | NASHVILLE | 4    |
|                | March 9, 2010    | NASHVILLE | 2    | Atlanta   | 1    |
| <b>2010-11</b> | December 6, 2010 | Nashville | 2    | ATLANTA   | 3 OT |
|                | April 5, 2011    | Atlanta   | 3    | NASHVILLE | 6    |
| <b>2011-12</b> | March 24, 2012   | Winnipeg  | 1    | NASHVILLE | 3    |
| <b>2013-14</b> | October 20, 2013 | NASHVILLE | 3    | Winnipeg  | 1    |
|                | October 24, 2013 | Winnipeg  | 2    | NASHVILLE | 3 OT |
|                | November 8, 2013 | Nashville | 0    | WINNIPEG  | 5    |
|                | January 28, 2014 | NASHVILLE | 4    | Winnipeg  | 3    |
|                | March 1, 2014    | WINNIPEG  | 3    | Nashville | 1    |

NHL & OPPONENTS

# TEAM HISTORY & RECORDS







# TEAM HISTORY & RECORDS

## SEASON RECORDS

| SEASON        | GP          | W          | L          | T         | OTL        | PTS         | PCT         | GF          | GA          | *FINISH |
|---------------|-------------|------------|------------|-----------|------------|-------------|-------------|-------------|-------------|---------|
| 1998-99       | 82          | 28         | 47         | 7         | --         | 63          | .384        | 190         | 261         | 4/12    |
| 1999-00       | 82          | 28         | 40         | 7         | 7          | 70          | .427        | 199         | 240         | 4/13    |
| 2000-01       | 82          | 34         | 36         | 9         | 3          | 80          | .488        | 186         | 200         | 3/10    |
| 2001-02       | 82          | 28         | 41         | 13        | 0          | 69          | .421        | 196         | 230         | 4/14    |
| 2002-03       | 82          | 27         | 35         | 13        | 7          | 74          | .451        | 183         | 206         | 4/13    |
| 2003-04       | 82          | 38         | 29         | 11        | 4          | 91          | .555        | 216         | 217         | 3/8     |
| 2005-06       | 82          | 49         | 25         | --        | 8          | 106         | .646        | 259         | 227         | 2/4     |
| 2006-07       | 82          | 51         | 23         | --        | 8          | 110         | .671        | 272         | 212         | 2/4     |
| 2007-08       | 82          | 41         | 32         | --        | 9          | 91          | .555        | 230         | 229         | 2/8     |
| 2008-09       | 82          | 40         | 34         | --        | 8          | 88          | .537        | 213         | 233         | 5/10    |
| 2009-10       | 82          | 47         | 29         | --        | 6          | 100         | .610        | 225         | 225         | 3/7     |
| 2010-11       | 82          | 44         | 27         | --        | 11         | 99          | .604        | 219         | 194         | 2/5     |
| 2011-12       | 82          | 48         | 26         | --        | 8          | 104         | .634        | 237         | 210         | 2/4     |
| 2012-13       | 48          | 16         | 23         | --        | 9          | 41          | .427        | 111         | 139         | 5/14    |
| 2013-14       | 82          | 38         | 32         | --        | 12         | 88          | .537        | 216         | 242         | 6/10    |
| <b>Totals</b> | <b>1196</b> | <b>557</b> | <b>479</b> | <b>60</b> | <b>100</b> | <b>1274</b> | <b>.532</b> | <b>3152</b> | <b>3265</b> | --      |

\*division rank / conference rank

| Season        | HOME       |            |            |           |           |            |             |             | ROAD       |            |            |           |           |            |             |             |
|---------------|------------|------------|------------|-----------|-----------|------------|-------------|-------------|------------|------------|------------|-----------|-----------|------------|-------------|-------------|
|               | GP         | W          | L          | T         | OTL       | PTS        | GF          | GA          | GP         | W          | L          | T         | OTL       | PTS        | GF          | GA          |
| 1998-99       | 41         | 15         | 22         | 4         | --        | 34         | 104         | 126         | 41         | 13         | 25         | 3         | --        | 29         | 86          | 135         |
| 1999-00       | 41         | 15         | 21         | 3         | 2         | 35         | 103         | 116         | 41         | 13         | 19         | 4         | 5         | 35         | 96          | 124         |
| 2000-01       | 41         | 16         | 18         | 7         | 0         | 39         | 92          | 102         | 41         | 18         | 18         | 2         | 3         | 41         | 94          | 98          |
| 2001-02       | 41         | 17         | 16         | 8         | 0         | 42         | 101         | 95          | 41         | 11         | 25         | 5         | 0         | 27         | 95          | 135         |
| 2002-03       | 41         | 18         | 17         | 5         | 1         | 42         | 98          | 90          | 41         | 9          | 18         | 8         | 6         | 32         | 85          | 116         |
| 2003-04       | 41         | 22         | 10         | 7         | 2         | 53         | 112         | 93          | 41         | 16         | 19         | 4         | 2         | 38         | 104         | 124         |
| 2005-06       | 41         | 32         | 8          | --        | 1         | 65         | 142         | 94          | 41         | 17         | 17         | --        | 7         | 41         | 117         | 133         |
| 2006-07       | 41         | 28         | 8          | --        | 5         | 61         | 153         | 105         | 41         | 23         | 15         | --        | 3         | 49         | 119         | 107         |
| 2007-08       | 41         | 23         | 14         | --        | 4         | 50         | 120         | 113         | 41         | 18         | 18         | --        | 5         | 41         | 110         | 116         |
| 2008-09       | 41         | 24         | 13         | --        | 4         | 52         | 116         | 104         | 41         | 16         | 21         | --        | 4         | 36         | 97          | 129         |
| 2009-10       | 41         | 24         | 11         | --        | 3         | 51         | 108         | 101         | 41         | 23         | 15         | --        | 3         | 49         | 117         | 124         |
| 2010-11       | 41         | 24         | 9          | --        | 8         | 56         | 116         | 91          | 41         | 20         | 18         | --        | 3         | 43         | 103         | 103         |
| 2011-12       | 41         | 26         | 10         | --        | 5         | 57         | 124         | 103         | 41         | 22         | 16         | --        | 3         | 47         | 113         | 107         |
| 2012-13       | 24         | 11         | 9          | --        | 4         | 26         | 59          | 59          | 24         | 5          | 14         | --        | 5         | 15         | 52          | 80          |
| 2013-14       | 41         | 19         | 17         | --        | 5         | 43         | 106         | 119         | 41         | 19         | 15         | --        | 7         | 45         | 110         | 123         |
| <b>Totals</b> | <b>598</b> | <b>314</b> | <b>233</b> | <b>34</b> | <b>44</b> | <b>706</b> | <b>1654</b> | <b>1511</b> | <b>598</b> | <b>243</b> | <b>273</b> | <b>26</b> | <b>56</b> | <b>568</b> | <b>1498</b> | <b>1754</b> |

| Season        | VS. CENTRAL DIVISION |            |            |           |           |            |            |            | VS. OTHER DIVISIONS |            |            |           |           |            |             |             |
|---------------|----------------------|------------|------------|-----------|-----------|------------|------------|------------|---------------------|------------|------------|-----------|-----------|------------|-------------|-------------|
|               | GP                   | W          | L          | T         | OTL       | PTS        | GF         | GA         | GP                  | W          | L          | T         | OTL       | PTS        | GF          | GA          |
| 1998-99       | 18                   | 4          | 13         | 1         | --        | 9          | 44         | 70         | 64                  | 24         | 34         | 6         | --        | 54         | 146         | 191         |
| 1999-00       | 18                   | 6          | 8          | 2         | 2         | 16         | 47         | 54         | 64                  | 22         | 32         | 5         | 5         | 54         | 152         | 186         |
| 2000-01       | 20                   | 8          | 11         | 1         | 0         | 17         | 41         | 52         | 62                  | 26         | 25         | 8         | 3         | 63         | 145         | 148         |
| 2001-02       | 20                   | 7          | 10         | 3         | 0         | 17         | 47         | 60         | 62                  | 21         | 31         | 10        | 0         | 52         | 149         | 170         |
| 2002-03       | 20                   | 6          | 9          | 4         | 1         | 17         | 42         | 53         | 62                  | 21         | 26         | 9         | 6         | 57         | 141         | 153         |
| 2003-04       | 24                   | 11         | 9          | 2         | 2         | 26         | 58         | 63         | 58                  | 27         | 20         | 9         | 2         | 65         | 158         | 154         |
| 2005-06       | 32                   | 23         | 8          | --        | 1         | 47         | 110        | 73         | 50                  | 26         | 17         | --        | 7         | 59         | 149         | 154         |
| 2006-07       | 32                   | 21         | 8          | --        | 3         | 45         | 106        | 82         | 50                  | 30         | 15         | --        | 5         | 65         | 166         | 130         |
| 2007-08       | 32                   | 18         | 9          | --        | 5         | 41         | 88         | 82         | 50                  | 23         | 23         | --        | 4         | 50         | 142         | 147         |
| 2008-09       | 24                   | 12         | 9          | --        | 3         | 27         | 67         | 68         | 58                  | 28         | 25         | --        | 5         | 61         | 146         | 165         |
| 2009-10       | 24                   | 14         | 8          | --        | 2         | 30         | 59         | 57         | 58                  | 33         | 21         | --        | 4         | 70         | 166         | 168         |
| 2010-11       | 24                   | 13         | 9          | --        | 2         | 28         | 51         | 59         | 58                  | 31         | 18         | --        | 9         | 71         | 162         | 131         |
| 2011-12       | 24                   | 16         | 5          | --        | 3         | 35         | 75         | 58         | 58                  | 32         | 21         | --        | 5         | 69         | 162         | 152         |
| 2012-13       | 18                   | 3          | 11         | --        | 4         | 10         | 36         | 53         | 30                  | 13         | 12         | --        | 5         | 31         | 73          | 80          |
| 2013-14       | 29                   | 12         | 13         | --        | 4         | 28         | 79         | 93         | 53                  | 26         | 19         | --        | 8         | 60         | 137         | 149         |
| <b>Totals</b> | <b>359</b>           | <b>174</b> | <b>140</b> | <b>13</b> | <b>32</b> | <b>393</b> | <b>950</b> | <b>977</b> | <b>837</b>          | <b>383</b> | <b>339</b> | <b>47</b> | <b>68</b> | <b>881</b> | <b>2194</b> | <b>2278</b> |



# TEAM HISTORY & RECORDS

## SEASON RECORDS & TEAM STREAKS

| Season        | VS. WESTERN CONFERENCE |            |            |           |           |            |             | VS. EASTERN CONFERENCE |            |            |            |           |           |            |            |            |
|---------------|------------------------|------------|------------|-----------|-----------|------------|-------------|------------------------|------------|------------|------------|-----------|-----------|------------|------------|------------|
|               | GP                     | W          | L          | T         | OTL       | PTS        | GF          | GA                     | GP         | W          | L          | T         | OTL       | PTS        | GF         | GA         |
| 1998-99       | 55                     | 21         | 30         | 4         | --        | 46         | 140         | 174                    | 27         | 7          | 17         | 3         | --        | 17         | 50         | 87         |
| 1999-00       | 56                     | 17         | 28         | 5         | 6         | 45         | 132         | 170                    | 26         | 11         | 12         | 2         | 1         | 25         | 67         | 70         |
| 2000-01       | 60                     | 22         | 29         | 6         | 3         | 53         | 133         | 154                    | 22         | 12         | 7          | 3         | 0         | 27         | 53         | 46         |
| 2001-02       | 60                     | 19         | 33         | 8         | 0         | 46         | 136         | 176                    | 22         | 9          | 8          | 5         | 0         | 23         | 60         | 54         |
| 2002-03       | 60                     | 19         | 27         | 9         | 5         | 52         | 127         | 157                    | 22         | 8          | 8          | 4         | 2         | 22         | 56         | 49         |
| 2003-04       | 64                     | 28         | 23         | 10        | 3         | 69         | 161         | 168                    | 18         | 10         | 6          | 1         | 1         | 22         | 55         | 49         |
| 2005-06       | 72                     | 45         | 22         | --        | 5         | 95         | 226         | 188                    | 10         | 4          | 3          | --        | 3         | 11         | 33         | 39         |
| 2006-07       | 72                     | 44         | 21         | --        | 7         | 95         | 237         | 187                    | 10         | 7          | 2          | --        | 1         | 15         | 35         | 25         |
| 2007-08       | 72                     | 36         | 28         | --        | 8         | 80         | 202         | 197                    | 10         | 5          | 4          | --        | 1         | 11         | 28         | 32         |
| 2008-09       | 64                     | 32         | 26         | --        | 6         | 70         | 177         | 186                    | 18         | 8          | 8          | --        | 2         | 18         | 36         | 47         |
| 2009-10       | 64                     | 35         | 25         | --        | 4         | 74         | 168         | 178                    | 18         | 12         | 4          | --        | 2         | 26         | 57         | 47         |
| 2010-11       | 64                     | 34         | 23         | --        | 7         | 75         | 158         | 150                    | 18         | 10         | 4          | --        | 4         | 24         | 55         | 40         |
| 2011-12       | 64                     | 40         | 19         | --        | 5         | 85         | 190         | 162                    | 18         | 8          | 7          | --        | 3         | 19         | 47         | 48         |
| 2012-13       | 48                     | 16         | 23         | --        | 9         | 41         | 111         | 139                    | 0          | 0          | 0          | --        | 0         | 0          | 0          | 0          |
| 2013-14       | 50                     | 23         | 20         | --        | 7         | 53         | 135         | 153                    | 32         | 15         | 12         | --        | 5         | 35         | 81         | 89         |
| <b>Totals</b> | <b>925</b>             | <b>431</b> | <b>377</b> | <b>42</b> | <b>75</b> | <b>979</b> | <b>2433</b> | <b>2539</b>            | <b>271</b> | <b>126</b> | <b>102</b> | <b>18</b> | <b>25</b> | <b>295</b> | <b>713</b> | <b>722</b> |

| Season        | AT ALL-STAR BREAK                  |                      |                      | AT MIDWAY POINT      |                      |
|---------------|------------------------------------|----------------------|----------------------|----------------------|----------------------|
|               | Date of Game (host)                | Record Before        | Record After         | First Half           | Second Half          |
| 1998-99       | Jan. 24 (T.B)                      | 16-25-4(0)           | 12-22-3(0)           | 14-23-4(0)           | 14-24-3(0)           |
| 1999-00       | Feb. 6 (TOR)                       | 20-24-6-4            | 8-16-1-3             | 14-20-5-2            | 14-20-2-5            |
| 2000-01       | Feb. 4 (COL)                       | 23-24-7-2            | 11-12-2-1            | 15-18-7-1            | 19-18-2-2            |
| 2001-02       | Feb. 2 (L.A)                       | 20-25-9-0            | 8-16-4-0             | 15-19-7-0            | 13-12-6-0            |
| 2002-03       | Feb. 2 (FLA)                       | 17-23-8-4            | 10-12-5-3            | 12-18-7-4            | 15-17-6-3            |
| 2003-04       | Feb. 8 (MIN)                       | 26-20-6-2            | 12-9-5-2             | 19-16-4-2            | 19-13-7-2            |
| 2005-06       | OLYMPIC YEAR, NO ALL-STAR GAME     |                      |                      | 26-12(0)-3           | 23-13(0)-5           |
| 2006-07       | Jan. 24 (DAL)                      | 34-12(0)-3           | 17-11(0)-5           | 27-11(0)-3           | 24-12(0)-5           |
| 2007-08       | Jan. 27 (ATL)                      | 25-20(0)-5           | 16-12(0)-4           | 21-19(0)-2           | 20-13(0)-7           |
| 2008-09       | Jan. 25 (MTL)                      | 20-23(0)-3           | 20-11(0)-5           | 19-19(0)-3           | 21-15(0)-5           |
| 2009-10       | OLYMPIC YEAR, NO ALL-STAR GAME     |                      |                      | 24-14(0)-3           | 23-15(0)-3           |
| 2010-11       | Jan. 30 (CAR)                      | 27-17(0)-6           | 17-10(0)-5           | 22-13(0)-6           | 22-14(0)-5           |
| 2011-12       | Jan. 29 (OTT)                      | 30-16(0)-4           | 18-10(0)-4           | 22-15(0)-4           | 26-11(0)-4           |
| 2012-13       | SHORTENED SEASON, NO ALL-STAR GAME |                      |                      | 10-9(0)-5            | 6-14(0)-4            |
| 2013-14       | OLYMPIC YEAR, NO ALL-STAR GAME     |                      |                      | 18-18(0)-5           | 20-14(0)-7           |
| <b>Totals</b> |                                    | <b>258-229-40-33</b> | <b>149-141-20-32</b> | <b>259-225-34-40</b> | <b>279-235-26-57</b> |

| Season        | RECORD BY MONTH   |                   |                   |                    |                   |                    |                  |
|---------------|-------------------|-------------------|-------------------|--------------------|-------------------|--------------------|------------------|
|               | October           | November          | December          | January            | February          | March              | April            |
| 1998-99       | 3-5-1(0)          | 6-7-0(0)          | 4-6-2(0)          | 5-9-1(0)           | 3-6-2(0)          | 5-8-1(0)           | 2-6-0(0)         |
| 1999-00       | 4-6-1-0           | 3-7-0-2           | 6-5-4-0           | 6-5-1-2            | 3-7-0-1           | 6-7-1-2            | 0-3-0-0          |
| 2000-01       | 4-3-3-1           | 6-6-2-0           | 4-8-2-0           | 8-7-0-1            | 4-5-1-0           | 7-5-1-1            | 1-2-0-0          |
| 2001-02       | 4-7-2-0           | 5-6-1-0           | 5-4-3-0           | 6-8-3-0            | 4-1-1-0           | 2-10-3-0           | 2-5-0-0          |
| 2002-03       | 1-5-1-2           | 3-6-3-2           | 6-6-2-0           | 7-6-2-0            | 8-2-1-0           | 2-8-4-2            | 0-2-0-1          |
| 2003-04       | 4-5-0-0           | 8-5-1-0           | 4-4-3-2           | 10-4-2-0           | 6-5-1-0           | 4-5-4-2            | 2-1-0-0          |
| 2005-06       | 8-1(0)-1          | 7-3(0)-2          | 9-5(0)-0          | 7-5(0)-3           | 3-4(0)-0          | 8-5(0)-2           | 7-2(0)-0         |
| 2006-07       | 7-3(0)-1          | 10-2(0)-1         | 9-5(0)-1          | 10-3(0)-0          | 7-5(0)-1          | 6-5(0)-3           | 2-0(0)-1         |
| 2007-08       | 4-7(0)-0          | 8-2(0)-2          | 6-9(0)-0          | 8-3(0)-3           | 6-4(0)-3          | 7-6(0)-1           | 2-1(0)-0         |
| 2008-09       | 5-4(0)-1          | 6-6(0)-1          | 6-6(0)-1          | 4-8(0)-0           | 10-4(0)-1         | 7-3(0)-4           | 2-3(0)-0         |
| 2009-10       | 6-6(0)-1          | 9-4(0)-0          | 9-4(0)-2          | 6-7(0)-0           | 3-2(0)-2          | 11-5(0)-1          | 3-1(0)-0         |
| 2010-11       | 5-2(0)-3          | 5-6(0)-2          | 8-5(0)-1          | 9-4(0)-0           | 5-6(0)-2          | 10-3(0)-2          | 2-1(0)-1         |
| 2011-12       | 5-4(0)-2          | 6-5(0)-2          | 9-5(0)-0          | 11-2(0)-0          | 6-4(0)-3          | 8-6(0)-1           | 3-0(0)-0         |
| 2012-13       | --                | --                | --                | 2-2(0)-2           | 7-5(0)-2          | 5-7(0)-2           | 2-9(0)-2         |
| 2013-14       | 6-5(0)-2          | 7-6(0)-2          | 5-7(0)-1          | 7-5(0)-4           | 1-1(0)-2          | 7-8(0)-1           | 5-0(0)-1         |
| <b>Totals</b> | <b>66-63-8-14</b> | <b>89-71-7-16</b> | <b>90-79-16-8</b> | <b>106-78-9-15</b> | <b>76-61-6-17</b> | <b>95-91-14-24</b> | <b>35-36-0-6</b> |

# TEAM HISTORY & RECORDS

## TEAM STREAKS

### RECORD BY DAY

| Season        | Sunday           | Monday           | Tuesday            | Wednesday         | Thursday            | Friday           | Saturday            |
|---------------|------------------|------------------|--------------------|-------------------|---------------------|------------------|---------------------|
| 1998-99       | 1-4-0 (0)        | 1-5-1 (0)        | 5-8-1 (0)          | 4-7-0 (0)         | 5-7-1 (0)           | 6-5-1 (0)        | 6-11-3 (0)          |
| 1999-00       | 4-2-2-0          | 4-2-0-1          | 4-6-2-1            | 4-7-0-1           | 3-8-2-2             | 2-6-0-1          | 7-9-1-1             |
| 2000-01       | 5-1-0-1          | 2-4-0-0          | 3-6-4-0            | 4-6-1-2           | 9-8-1-0             | 2-4-1-0          | 9-7-2-0             |
| 2001-02       | 0-6-1-0          | 1-4-1-0          | 3-10-3-0           | 6-2-1-0           | 8-7-2-0             | 1-4-2-0          | 9-8-3-0             |
| 2002-03       | 2-4-0-2          | 5-3-0-0          | 3-8-2-3            | 1-3-1-0           | 5-7-5-0             | 1-4-0-1          | 10-6-5-1            |
| 2003-04       | 1-3-1-1          | 2-4-3-0          | 1-5-3-1            | 3-4-0-0           | 13-4-1-1            | 4-3-0-0          | 14-6-3-1            |
| 2005-06       | 2-1-0-1          | 2-2-0-0          | 13-4-0-0           | 6-5-0-3           | 12-4-0-1            | 1-3-0-1          | 13-6-0-2            |
| 2006-07       | 2-0-0-1          | 4-2-0-0          | 5-3-0-2            | 7-5-0-0           | 10-5-0-3            | 3-3-0-0          | 20-5-0-2            |
| 2007-08       | 3-1-0-3          | 3-3-0-0          | 9-7-0-0            | 0-5-0-1           | 10-8-0-3            | 3-1-0-0          | 13-7-0-2            |
| 2008-09       | 3-3-0-0          | 3-5-0-0          | 5-7-0-4            | 1-2-0-1           | 9-6-0-3             | 4-6-0-0          | 15-5-0-0            |
| 2009-10       | 3-2-0-0          | 4-3-0-0          | 8-6-0-2            | 3-3-0-1           | 14-4-0-0            | 3-5-0-0          | 12-6-0-3            |
| 2010-11       | 5-4-0-0          | 0-3-0-1          | 5-5-0-5            | 7-3-0-1           | 11-5-0-1            | 3-1-0-0          | 13-6-0-3            |
| 2011-12       | 4-0-0-0          | 5-2-0-1          | 8-11-0-1           | 2-1-0-0           | 11-6-0-2            | 3-2-0-0          | 15-4-0-4            |
| 2012-13       | 0-4-0-0          | 2-4-0-2          | 7-2-0-0            | 0-1-0-0           | 4-5-0-0             | 1-3-0-1          | 2-4-0-6             |
| 2013-14       | 4-4-0-0          | 4-1-0-0          | 8-6-0-2            | 2-1-0-0           | 8-7-0-4             | 4-5-0-1          | 8-8-0-5             |
| <b>Totals</b> | <b>39-39-4-9</b> | <b>42-47-5-5</b> | <b>87-94-15-21</b> | <b>50-55-3-10</b> | <b>132-91-12-20</b> | <b>41-55-4-5</b> | <b>166-98-17-30</b> |

### STREAKS AND RECORDS

| Season  | RECORD         |               | OVERALL TEAM STREAKS |       |           |         |        | HOME TEAM STREAKS |       |           |         |        | ROAD TEAM STREAKS |       |           |         |        |   |
|---------|----------------|---------------|----------------------|-------|-----------|---------|--------|-------------------|-------|-----------|---------|--------|-------------------|-------|-----------|---------|--------|---|
|         | First 10 Games | Last 10 Games | Undef.               | Win   | One Point | Winless | Losing | Undef.            | Win   | One Point | Winless | Losing | Undef.            | Win   | One Point | Winless | Losing |   |
| 1998-99 | 3-6-1          | 3-7-0         | 3 (2)                | 3     | 5         | 5       | 4 (2)  | 5                 | 2 (5) | 5         | 9       | 6      | 3 (2)             | 3     | 3 (2)     | 5 (4)   | 5 (2)  |   |
| 1999-00 | 4-5-1-0        | 3-7-0-0       | 8                    | 4     | 8         | 7 (2)   | 7      | 6                 | 4     | 9         | 4 (3)   | 4 (2)  | 3 (3)             | 2 (5) | 4         | 5       | 4 (4)  |   |
| 2000-01 | 4-2-3-1        | 6-3-1-0       | 4 (3)                | 4     | 4 (4)     | 5       | 4      | 3 (4)             | 3 (2) | 3 (4)     | 7       | 3      | 3 (2)             | 3     | 4         | 4       | 4      |   |
| 2001-02 | 3-5-2-0        | 2-7-1-0       | 7                    | 3     | 7         | 8       | 6      | 11                | 6     | 11        | 6       | 6      | 3                 | 3     | 3         | 9       | 5 (2)  |   |
| 2002-03 | 1-5-1-3        | 0-6-2-2       | 4 (3)                | 4 (2) | 7         | 15      | 6      | 8                 | 7     | 8         | 7       | 3 (2)  | 3 (2)             | 2 (3) | 4         | 9 (2)   | 5      |   |
| 2003-04 | 4-5-1-0        | 5-3-1-1       | 7                    | 6     | 7         | 7       | 4      | 11                | 4 (3) | 13        | 5       | 2 (3)  | 4 (2)             | 4 (2) | 4 (2)     | 5 (2)   | 4      |   |
| 2005-06 | 8-1-1          | 7-3-0         | 8                    | 8     | 10        | 5       | 5      | 6                 | 6     | 6 (2)     | 2       | 2      | 3 (2)             | 3 (2) | 6         | 7       | 7      |   |
| 2006-07 | 6-3-1          | 5-3-2         | 6                    | 6     | 10 (2)    | 3       | 3 (3)  | 8                 | 8     | 12        | 3       | 3      | 7                 | 7     | 7         | 5       | 5      |   |
| 2007-08 | 4-6-0          | 6-3-1         | 3 (6)                | 3 (6) | 8         | 6       | 6      | 4 (2)             | 4 (2) | 6 (2)     | 6       | 6      | 3                 | 3     | 5 (2)     | 5       | 5      |   |
| 2008-09 | 5-4-1          | 5-4-1         | 6                    | 6     | 8         | 5       | 5      | 5                 | 5     | 7         | 3 (3)   | 3 (3)  | 3 (2)             | 3 (2) | 5         | 7       | 7      |   |
| 2009-10 | 3-6-1          | 6-3-1         | 7                    | 7     | 7 (2)     | 6       | 6      | 7                 | 7     | 7         | 3       | 3      | 5                 | 5     | 7         | 5       | 5      |   |
| 2010-11 | 5-2-3          | 7-2-1         | 6 (2)                | 6 (2) | 10        | 5 (2)   | 5 (2)  | 5 (2)             | 5 (2) | 8         | 4       | 4      | 4                 | 4     | 4         | 2       | 4      | 4 |
| 2011-12 | 5-4-1          | 6-4-0         | 5 (3)                | 5 (3) | 5 (6)     | 4 (2)   | 4 (2)  | 6                 | 6     | 12        | 4       | 4      | 3 (2)             | 3 (2) | 4         | 4       | 4      |   |
| 2012-13 | 5-2-3          | 1-8-1         | 4                    | 4     | 5         | 8       | 8      | 3                 | 3     | 6         | 6       | 6      | 3                 | 3     | 4         | 10      | 10     |   |
| 2013-14 | 5-4-1          | 7-1-2         | 3 (5)                | 3 (5) | 7         | 5 (2)   | 5 (2)  | 4                 | 4     | 5         | 6       | 6      | 3 (2)             | 3 (2) | 4         | 5       | 5      |   |

Numbers in parentheses indicate the number of times the high was reached that season.

#### Halloween (4-2-0)-2 Record

|                    |             |
|--------------------|-------------|
| 1998 vs. Colorado  | W, 3-2      |
| 1999 at Edmonton   | L, 2-4      |
| 2000 vs. St. Louis | L, 2-4      |
| 2001 at Minnesota  | W, 6-4      |
| 2006 at Vancouver  | W, 3-2      |
| 2009 vs. Dallas    | W, 4-2      |
| 2011 at Chicago    | L, 4-5 (OT) |
| 2013 at Phoenix    | L, 4-5 (SO) |

#### Thanksgiving (3-1-0)-0 Record

|                               |        |
|-------------------------------|--------|
| Nov. 24, 2005 vs. Los Angeles | W, 4-3 |
| Nov. 23, 2006 vs. Vancouver   | W, 6-0 |
| Nov. 22, 2007 vs. Detroit     | W, 3-2 |
| Nov. 28, 2013 vs. Edmonton    | L, 0-3 |

#### New Year's Eve (3-0-0)-0 Record

|                   |             |
|-------------------|-------------|
| 2007 at Dallas    | W, 1-0      |
| 2009 at Columbus  | W, 2-1 (OT) |
| 2010 at Minnesota | W, 4-1      |

#### New Year's Day (3-6-1)-0 Record

|                     |        |
|---------------------|--------|
| 1999 vs. St. Louis  | L, 5-6 |
| 2000 vs. San Jose   | W, 3-2 |
| 2001 vs. Vancouver  | L, 2-5 |
| 2002 vs. Colorado   | T, 4-4 |
| 2003 vs. Colorado   | L, 3-7 |
| 2004 vs. Pittsburgh | W, 3-2 |
| 2006 vs. Anaheim    | L, 2-4 |
| 2007 vs. Colorado   | L, 3-5 |
| 2009 vs. Vancouver  | L, 1-2 |
| 2012 vs. Calgary    | W, 5-3 |

#### Martin Luther King Day (4-4-0)-1 Record

|                               |             |
|-------------------------------|-------------|
| Jan. 18, 1999 at Boston       | L, 1-8      |
| Jan. 21, 2002 vs. Phoenix     | L, 1-0      |
| Jan. 19, 2004 vs. Minnesota   | W, 2-0      |
| Jan. 15, 2007 vs. Calgary     | W, 5-3      |
| Jan. 21, 2008 vs. St. Louis   | W, 6-3      |
| Jan. 19, 2009 vs. New Jersey  | L, 1-3      |
| Jan. 18, 2010 vs. Toronto     | L, 3-4      |
| Jan. 16, 2011 at NY Islanders | W, 3-1      |
| Jan. 21, 2013 vs. St. Louis   | L, 3-4 (SO) |
| Jan. 20, 2014 vs. Dallas      | W, 4-1      |

#### Valentine's Day (5-1-0)-0 Record

|                    |             |
|--------------------|-------------|
| 2007 vs. San Jose  | W, 5-0      |
| 2008 vs. Chicago   | L, 1-6      |
| 2009 vs. Boston    | W, 3-2 (SO) |
| 2010 at Pittsburgh | W, 4-3 (SO) |
| 2012 vs. Chicago   | W, 3-2      |
| 2013 vs. Phoenix   | W, 3-0      |

#### Presidents' Day (3-4-0)-0 Record

|                                |        |
|--------------------------------|--------|
| Feb. 15, 1999 vs. N.Y. Rangers | L, 4-7 |
| Feb. 21, 2000 vs. Dallas       | W, 5-2 |
| Feb. 17, 2003 vs. Boston       | W, 5-1 |
| Feb. 16, 2004 at Columbus      | L, 2-4 |
| Feb. 19, 2007 vs. Phoenix      | W, 4-1 |
| Feb. 16, 2009 vs. Ottawa       | L, 0-2 |
| Feb. 18, 2013 at Colorado      | L, 5-6 |

#### St. Patrick's Day (4-4-0)-0 Record

|                     |             |
|---------------------|-------------|
| 2000 at Phoenix     | W, 4-3 (OT) |
| 2001 vs. Phoenix    | W, 4-1      |
| 2002 vs. Colorado   | L, 4-5      |
| 2003 vs. Edmonton   | L, 3-5      |
| 2007 vs. Dallas     | W, 3-2      |
| 2011 vs. Boston     | W, 4-3 (OT) |
| 2012 at Los Angeles | L, 2-4      |
| 2013 at Edmonton    | L, 2-3      |

#### Easter (2-0-0)-0 Record

|                            |        |
|----------------------------|--------|
| April 11, 2004 vs. Detroit | W, 3-1 |
| (WCO GM3)                  |        |
| April 24, 2011 vs. Anaheim | W, 4-2 |
| (WCO GM6)                  |        |

# TEAM HISTORY & RECORDS

## SPECIAL TEAMS

### POWER PLAY

| YEAR    | HOME |     |      |        | ROAD |     |      |        | OVERALL |     |      |        |
|---------|------|-----|------|--------|------|-----|------|--------|---------|-----|------|--------|
|         | ADV  | PPG | %    | RANK   | ADV  | PPG | %    | RANK   | ADV     | PPG | %    | RANK   |
| 1998-99 | 183  | 24  | 13.1 | 23rd   | 141  | 16  | 11.3 | T-23rd | 324     | 40  | 12.3 | 25th   |
| 1999-00 | 164  | 20  | 12.2 | 26th   | 140  | 21  | 15.0 | 14th   | 304     | 41  | 13.5 | 25th   |
| 2000-01 | 188  | 32  | 17.0 | 19th   | 173  | 19  | 11.0 | 27th   | 361     | 51  | 14.1 | 23rd   |
| 2001-02 | 182  | 26  | 14.3 | 23rd   | 155  | 22  | 14.2 | 14th   | 337     | 48  | 14.2 | 23rd   |
| 2002-03 | 204  | 26  | 12.7 | T-26th | 214  | 32  | 15.0 | T-20th | 418     | 58  | 13.9 | 26th   |
| 2003-04 | 234  | 41  | 17.5 | T-12th | 192  | 31  | 16.1 | T-13th | 426     | 72  | 16.9 | 11th   |
| 2005-06 | 260  | 50  | 19.2 | 12th   | 252  | 44  | 17.5 | T-10th | 512     | 94  | 18.4 | 10th   |
| 2006-07 | 219  | 44  | 20.1 | 10th   | 189  | 27  | 14.3 | 23rd   | 408     | 71  | 17.4 | 18th   |
| 2007-08 | 198  | 31  | 15.7 | 22nd   | 160  | 22  | 13.8 | 26th   | 358     | 53  | 14.8 | 27th   |
| 2008-09 | 167  | 27  | 16.2 | 23rd   | 151  | 23  | 15.2 | 23rd   | 318     | 50  | 15.7 | 26th   |
| 2009-10 | 141  | 26  | 18.4 | 18th   | 145  | 21  | 14.5 | 22nd   | 286     | 47  | 16.4 | T-23rd |
| 2010-11 | 147  | 24  | 16.3 | 22nd   | 122  | 17  | 13.9 | 27th   | 269     | 41  | 15.2 | 26th   |
| 2011-12 | 131  | 30  | 22.9 | 1st    | 119  | 24  | 20.2 | 5th    | 250     | 54  | 21.6 | 1st    |
| 2012-13 | 68   | 16  | 23.5 | 8th    | 72   | 8   | 11.1 | 29th   | 140     | 24  | 17.1 | 17th   |
| 2013-14 | 121  | 25  | 20.7 | 12th   | 118  | 21  | 17.8 | 13th   | 239     | 46  | 19.2 | 12th   |

### PENALTY KILL

| YEAR    | HOME |      |      |        | ROAD |      |      |        | OVERALL |      |      |        |
|---------|------|------|------|--------|------|------|------|--------|---------|------|------|--------|
|         | TSH  | PPGA | %    | RANK   | TSH  | PPGA | %    | RANK   | TSH     | PPGA | %    | RANK   |
| 1998-99 | 175  | 31   | 82.3 | 21st   | 182  | 44   | 75.8 | 27th   | 357     | 75   | 79.0 | 27th   |
| 1999-00 | 152  | 20   | 86.8 | 9th    | 157  | 26   | 83.4 | 16th   | 309     | 46   | 85.1 | 12th   |
| 2000-01 | 168  | 21   | 87.5 | 3rd    | 163  | 28   | 82.8 | T-13th | 331     | 49   | 85.2 | 8th    |
| 2001-02 | 176  | 18   | 89.8 | 2nd    | 178  | 32   | 82.0 | 23rd   | 354     | 50   | 85.9 | 9th    |
| 2002-03 | 163  | 22   | 86.5 | T-4th  | 190  | 39   | 79.5 | T-29th | 353     | 61   | 82.7 | T-17th |
| 2003-04 | 176  | 24   | 86.4 | T-11th | 175  | 40   | 77.1 | 30th   | 351     | 64   | 81.8 | 24th   |
| 2005-06 | 265  | 34   | 87.2 | T-4th  | 268  | 48   | 82.1 | 13th   | 533     | 82   | 84.6 | T-5th  |
| 2006-07 | 196  | 28   | 85.7 | 10th   | 191  | 27   | 85.9 | 4th    | 387     | 55   | 85.8 | 3rd    |
| 2007-08 | 163  | 27   | 83.4 | 12th   | 172  | 22   | 87.2 | 2nd    | 335     | 49   | 85.4 | 3rd    |
| 2008-09 | 150  | 17   | 88.7 | 2nd    | 188  | 42   | 77.7 | 27th   | 338     | 59   | 82.5 | 10th   |
| 2009-10 | 113  | 22   | 80.5 | 22nd   | 145  | 37   | 74.5 | 28th   | 258     | 59   | 77.1 | 28th   |
| 2010-11 | 139  | 17   | 87.8 | 2nd    | 133  | 24   | 82.0 | 17th   | 272     | 41   | 84.9 | 5th    |
| 2011-12 | 104  | 19   | 81.7 | 22nd   | 140  | 21   | 85.0 | 10th   | 244     | 40   | 83.6 | 10th   |
| 2012-13 | 62   | 13   | 79.0 | 26th   | 77   | 21   | 72.7 | 29th   | 139     | 34   | 75.5 | 29th   |
| 2013-14 | 115  | 24   | 79.1 | 25th   | 123  | 23   | 81.3 | T-16th | 238     | 47   | 80.3 | 25th   |

### SHORTHANDED GOALS

| YEAR    | SHG | RANK   | SHGA | RANK   |
|---------|-----|--------|------|--------|
| 1998-99 | 7   | T-15th | 10   | T-18th |
| 1999-00 | 9   | T-7th  | 11   | T-24th |
| 2000-01 | 7   | T-20th | 4    | T-2nd  |
| 2001-02 | 6   | T-18th | 8    | T-17th |
| 2002-03 | 2   | T-29th | 8    | T-14th |
| 2003-04 | 14  | 3rd    | 8    | T-13th |
| 2005-06 | 12  | 10th   | 13   | T-24th |
| 2006-07 | 8   | T-14th | 2    | 1st    |
| 2007-08 | 7   | T-16th | 10   | T-21st |
| 2008-09 | 9   | T-9th  | 8    | T-14th |
| 2009-10 | 5   | T-21st | 6    | T-11th |
| 2010-11 | 5   | T-21st | 2    | T-2nd  |
| 2011-12 | 5   | T-15th | 4    | T-6th  |
| 2012-13 | 1   | T-25th | 4    | T-18th |
| 2013-14 | 2   | 30th   | 0    | 1st    |

### PENALTY MINUTES

| YEAR    | PIM  | AVE  | RANK  |
|---------|------|------|-------|
| 1998-99 | 1420 | 17.3 | 21st  |
| 1999-00 | 946  | 11.5 | T-6th |
| 2000-01 | 944  | 11.5 | 1st   |
| 2001-02 | 1071 | 13.1 | 8th   |
| 2002-03 | 969  | 11.8 | 4th   |
| 2003-04 | 1360 | 16.6 | 28th  |
| 2005-06 | 1533 | 18.7 | 28th  |
| 2006-07 | 1179 | 14.4 | 15th  |
| 2007-08 | 1027 | 12.5 | T-7th |
| 2008-09 | 994  | 12.1 | 5th   |
| 2009-10 | 710  | 8.7  | 1st   |
| 2010-11 | 720  | 8.8  | 2nd   |
| 2011-12 | 689  | 8.4  | 1st   |
| 2012-13 | 471  | 9.8  | 5th   |
| 2013-14 | 808  | 9.9  | T-7th |

# TEAM HISTORY & RECORDS

## ALL-TIME STATISTICS

| NO       | PLAYER              | GP  | G   | A   | PTS | PIM | PP | SH | GW | GT | S    | %     | +/- | TF    | FW   | F%     | MIN   | H    | BS  |
|----------|---------------------|-----|-----|-----|-----|-----|----|----|----|----|------|-------|-----|-------|------|--------|-------|------|-----|
| 11       | David Legwand       | 956 | 210 | 356 | 566 | 474 | 35 | 10 | 41 | 1  | 1925 | 10.9% | 19  | 12671 | 5815 | 45.9%  | 17:38 | 349  | 320 |
| 19/10    | Martin Erat         | 723 | 163 | 318 | 481 | 426 | 42 | 2  | 26 | 1  | 1317 | 12.4% | 5   | 425   | 163  | 38.4%  | 18:44 | 402  | 185 |
| 48/6     | Shea Weber          | 607 | 131 | 216 | 347 | 469 | 61 | 4  | 21 | 0  | 1626 | 8.1%  | 40  | 0     | 0    | 0.0%   | 23:33 | 1360 | 876 |
| 44       | Kimmo Timonen       | 573 | 79  | 222 | 301 | 348 | 46 | 1  | 10 | 0  | 1078 | 7.3%  | -6  | 9     | 5    | 55.6%  | 22:29 | 390  | 462 |
| 71       | J-P Dumont          | 388 | 93  | 174 | 267 | 118 | 21 | 1  | 20 | 0  | 712  | 13.1% | 30  | 27    | 8    | 29.6%  | 15:45 | 175  | 72  |
| 26       | Steve Sullivan      | 317 | 100 | 163 | 263 | 175 | 37 | 7  | 16 | 0  | 706  | 14.2% | 34  | 232   | 97   | 41.8%  | 18:25 | 121  | 60  |
| 24       | Scott Walker        | 410 | 96  | 151 | 247 | 465 | 27 | 8  | 11 | 2  | 737  | 13.0% | -23 | 1775  | 831  | 46.8%  | 18:13 | 361  | 109 |
| 22       | Greg Johnson        | 502 | 93  | 145 | 238 | 213 | 9  | 11 | 14 | 1  | 726  | 12.8% | -52 | 9848  | 5196 | 52.8%  | 18:18 | 102  | 183 |
| 20       | Ryan Suter          | 542 | 38  | 200 | 238 | 396 | 11 | 1  | 7  | 0  | 826  | 4.6%  | 43  | 2     | 0    | 0.0%   | 22:37 | 392  | 635 |
| 19       | Jason Arnott        | 275 | 107 | 122 | 229 | 177 | 40 | 0  | 17 | 0  | 850  | 12.6% | 36  | 4519  | 2244 | 49.7%  | 18:39 | 143  | 76  |
| 7        | Cliff Ronning       | 301 | 81  | 145 | 226 | 126 | 25 | 0  | 9  | 2  | 888  | 9.1%  | -15 | 2169  | 1017 | 46.9%  | 18:01 | 38   | 88  |
| 27       | Patric Hornqvist    | 363 | 106 | 110 | 216 | 173 | 35 | 0  | 23 | 0  | 1159 | 9.1%  | 35  | 77    | 34   | 44.2%  | 15:34 | 343  | 146 |
| 17       | Scott Hartnell      | 436 | 93  | 118 | 211 | 544 | 30 | 2  | 19 | 0  | 990  | 9.4%  | 16  | 278   | 114  | 41.0%  | 15:10 | 356  | 99  |
| 3        | Marek Zidlicky      | 307 | 35  | 140 | 175 | 299 | 25 | 0  | 6  | 0  | 492  | 7.1%  | -5  | 0     | 0    | 0.0%   | 20:09 | 240  | 233 |
| 9        | Paul Kariya         | 164 | 55  | 106 | 161 | 76  | 19 | 0  | 5  | 0  | 469  | 11.7% | 0   | 12    | 1    | 8.3%   | 19:43 | 34   | 93  |
| 2        | Dan Hamhuis         | 483 | 32  | 129 | 161 | 375 | 8  | 2  | 8  | 0  | 711  | 4.5%  | 3   | 1     | 0    | 0.0%   | 22:08 | 678  | 462 |
| 33       | Colin Wilson        | 291 | 57  | 79  | 136 | 70  | 12 | 0  | 14 | 0  | 411  | 13.9% | 12  | 429   | 209  | 48.7%  | 14:59 | 161  | 104 |
| 12       | Mike Fisher         | 212 | 59  | 74  | 133 | 130 | 11 | 0  | 12 | 0  | 462  | 12.8% | 15  | 3347  | 1662 | 49.7%  | 19:21 | 371  | 225 |
| 43       | Vitali Yachmenev    | 338 | 54  | 76  | 130 | 58  | 6  | 5  | 10 | 1  | 497  | 10.9% | -19 | 103   | 32   | 31.1%  | 16:38 | 130  | 119 |
| 10       | Patric Kjellberg    | 246 | 49  | 77  | 126 | 56  | 16 | 0  | 7  | 0  | 390  | 12.6% | -29 | 115   | 41   | 35.7%  | 17:49 | 114  | 67  |
| 55/14/22 | Jordin Tootoo       | 486 | 46  | 79  | 125 | 725 | 3  | 0  | 5  | 0  | 788  | 5.8%  | -26 | 91    | 45   | 49.5%  | 10:36 | 656  | 73  |
| 25       | Denis Arkipov       | 273 | 46  | 65  | 111 | 74  | 13 | 0  | 10 | 2  | 399  | 11.5% | -38 | 3402  | 1540 | 45.3%  | 14:14 | 69   | 29  |
| 74       | Sergei Kostitsyn    | 198 | 43  | 65  | 108 | 65  | 6  | 2  | 5  | 0  | 232  | 18.5% | 13  | 18    | 7    | 38.9%  | 15:29 | 112  | 67  |
| 33       | Vladimir Orszagh    | 239 | 47  | 58  | 105 | 168 | 10 | 2  | 9  | 0  | 389  | 12.1% | -20 | 66    | 17   | 25.8%  | 16:53 | 124  | 33  |
| 47       | Alexander Radulov   | 154 | 47  | 55  | 102 | 74  | 9  | 0  | 6  | 0  | 300  | 15.7% | 29  | 1     | 0    | 0.0%   | 14:35 | 45   | 59  |
| 15       | Craig Smith         | 186 | 42  | 58  | 100 | 72  | 15 | 0  | 5  | 0  | 470  | 8.9%  | -4  | 612   | 255  | 41.7%  | 14:56 | 137  | 51  |
| 29       | Joel Ward           | 230 | 40  | 58  | 98  | 89  | 11 | 3  | 7  | 0  | 424  | 9.4%  | -5  | 295   | 133  | 45.1%  | 16:19 | 174  | 188 |
| 38       | Vernon Fiddler      | 305 | 45  | 48  | 93  | 190 | 6  | 4  | 7  | 0  | 375  | 12.0% | -12 | 2434  | 1272 | 52.3%  | 13:15 | 177  | 114 |
| 21       | Tom Fitzgerald      | 407 | 42  | 46  | 88  | 218 | 0  | 6  | 4  | 0  | 535  | 7.9%  | -45 | 1402  | 722  | 51.5%  | 15:09 | 305  | 164 |
| 42/25    | Jerred Smithson     | 497 | 36  | 50  | 86  | 313 | 1  | 5  | 6  | 0  | 384  | 9.4%  | -30 | 4394  | 2412 | 54.9%  | 12:54 | 757  | 335 |
| 18       | Adam Hall           | 234 | 43  | 42  | 85  | 108 | 24 | 0  | 8  | 1  | 421  | 10.2% | -16 | 835   | 435  | 52.1%  | 15:41 | 36   | 49  |
| 13       | Nick Spaling        | 297 | 40  | 44  | 84  | 70  | 5  | 1  | 8  | 0  | 350  | 11.4% | -22 | 2135  | 1051 | 49.2%  | 14:55 | 173  | 133 |
| 49/8     | Kevin Klein         | 403 | 16  | 66  | 82  | 110 | 1  | 0  | 2  | 0  | 417  | 3.8%  | -27 | 0     | 0    | 0.0%   | 18:39 | 525  | 724 |
| 25       | Sergei Krivokrasov  | 133 | 34  | 40  | 74  | 82  | 13 | 0  | 8  | 3  | 340  | 10.0% | -12 | 1     | 0    | 0.0%   | 14:43 | 43   | 12  |
| 19       | Roman Josi          | 172 | 23  | 51  | 74  | 40  | 5  | 0  | 3  | 0  | 328  | 7.0%  | -8  | 0     | 0    | 0.0%   | 23:11 | 96   | 321 |
| 15       | Drake Berehowsky    | 219 | 20  | 53  | 73  | 327 | 8  | 0  | 2  | 0  | 275  | 7.5%  | -22 | 2     | 1    | 50.0%  | 22:02 | 395  | 275 |
| 5        | Andy Delmore        | 144 | 34  | 38  | 72  | 50  | 25 | 0  | 9  | 0  | 324  | 10.5% | -30 | 0     | 0    | 0.0%   | 18:23 | 82   | 36  |
| 71       | Sebastien Bordeleau | 146 | 28  | 40  | 68  | 70  | 1  | 4  | 4  | 1  | 315  | 8.9%  | -30 | 2502  | 1407 | 56.2%  | 14:29 | 130  | 48  |
| 21       | Andreas Johansson   | 103 | 32  | 32  | 64  | 48  | 13 | 1  | 1  | 1  | 232  | 13.8% | -6  | 154   | 61   | 39.6%  | 16:19 | 0    | 0   |
| 57       | Gabriel Bourque     | 151 | 27  | 34  | 61  | 18  | 3  | 1  | 4  | 0  | 217  | 12.4% | -1  | 9     | 5    | 55.6%  | 13:59 | 175  | 76  |
| 94       | Yanic Perreault     | 69  | 22  | 35  | 57  | 30  | 10 | 0  | 2  | 0  | 145  | 15.2% | -3  | 899   | 559  | 62.2%  | 14:56 | 14   | 23  |
| 14       | Radek Bonk          | 145 | 23  | 31  | 54  | 74  | 12 | 0  | 3  | 0  | 240  | 9.6%  | -43 | 1630  | 907  | 55.6%  | 15:42 | 97   | 53  |
| 9        | Marcel Goc          | 124 | 21  | 33  | 54  | 20  | 0  | 1  | 3  | 0  | 229  | 9.2%  | 20  | 1605  | 821  | 0.0%   | 15:14 | 102  | 39  |
| 3        | Karlis Skrastins    | 307 | 13  | 41  | 54  | 130 | 1  | 1  | 4  | 1  | 287  | 4.5%  | -49 | 0     | 0    | 0.0%   | 20:06 | 412  | 408 |
| 24       | Matt Halischuk      | 136 | 24  | 27  | 51  | 39  | 0  | 0  | 4  | 0  | 176  | 13.6% | 15  | 34    | 11   | 32.4%  | 11:13 | 80   | 63  |
| 27       | Randy Robitaille    | 131 | 20  | 31  | 51  | 22  | 7  | 0  | 1  | 0  | 234  | 8.5%  | -24 | 1009  | 505  | 50.0%  | 13:29 | 60   | 27  |
| 32/4     | Cody Franson        | 141 | 14  | 36  | 50  | 46  | 3  | 0  | 5  | 0  | 246  | 5.7%  | 25  | 0     | 0    | 0.0%   | 14:44 | 136  | 105 |
| 12       | Scott Nichol        | 209 | 24  | 23  | 47  | 271 | 1  | 4  | 3  | 0  | 233  | 10.3% | 22  | 1962  | 1139 | 58.1%  | 12:09 | 292  | 102 |
| 12       | Rob Valicevic       | 159 | 26  | 19  | 45  | 49  | 3  | 1  | 9  | 0  | 198  | 13.1% | -9  | 102   | 41   | 40.2%  | 13:56 | 197  | 74  |
| 4        | Mark Eaton          | 286 | 15  | 30  | 45  | 130 | 1  | 0  | 2  | 1  | 246  | 6.1%  | 10  | 0     | 0    | 0.0%   | 18:32 | 127  | 252 |
| 49/4     | Ryan Ellis          | 144 | 11  | 33  | 44  | 43  | 4  | 0  | 4  | 0  | 205  | 5.4%  | 12  | 0     | 0    | 0.0%   | 15:51 | 109  | 163 |
| 23       | Bill Houlder        | 302 | 8   | 36  | 44  | 150 | 1  | 1  | 3  | 1  | 241  | 3.3%  | -16 | 8     | 1    | 12.5%  | 21:00 | 175  | 271 |
| 16       | Ville Peltonen      | 116 | 14  | 28  | 42  | 26  | 3  | 0  | 2  | 0  | 194  | 7.2%  | -7  | 3     | 1    | 33.3%  | 14:14 | 58   | 24  |
| 7        | Matt Cullen         | 77  | 10  | 29  | 39  | 32  | 1  | 0  | 2  | 0  | 134  | 7.5%  | -4  | 772   | 438  | 56.7%  | 15:29 | 18   | 22  |
| 15       | Rem Murray          | 92  | 14  | 22  | 36  | 30  | 1  | 2  | 1  | 0  | 139  | 10.1% | 0   | 889   | 432  | 48.6%  | 16:59 | 0    | 0   |
| 48/16    | Cal O'Reilly        | 85  | 11  | 24  | 35  | 10  | 2  | 0  | 1  | 0  | 74   | 14.9% | 5   | 910   | 419  | 46.0%  | 15:01 | 8    | 22  |
| 27       | Jason York          | 141 | 6   | 28  | 34  | 116 | 2  | 0  | 1  | 1  | 187  | 3.2%  | 9   | 1     | 0    | 0.0%   | 20:35 | 0    | 0   |
| 51       | Francis Bouillon    | 195 | 8   | 24  | 32  | 112 | 1  | 0  | 3  | 0  | 171  | 4.7%  | -3  | 0     | 0    | 0.0%   | 18:47 | 398  | 212 |
| 19       | Andrew Brunette     | 77  | 11  | 20  | 31  | 26  | 7  | 0  | 1  | 0  | 65   | 16.9% | -10 | 8     | 4    | 50.0%  | 13:13 | 13   | 10  |
| 39       | Marian Cisar        | 73  | 13  | 17  | 30  | 57  | 6  | 0  | 1  | 0  | 115  | 11.3% | -12 | 1     | 1    | 100.0% | 12:56 | 65   | 18  |
| 28       | Paul Gaustad        | 112 | 12  | 18  | 30  | 87  | 0  | 0  | 0  | 0  | 122  | 9.8%  | -7  | 1928  | 1128 | 58.5%  | 14:03 | 178  | 81  |
| 7        | Scottie Upshall     | 77  | 11  | 18  | 29  | 52  | 1  | 0  | 4  | 1  | 111  | 9.9%  | 13  | 21    | 8    | 38.1%  | 10:08 | 59   | 15  |
| 28       | Ryan Jones          | 87  | 14  | 14  | 28  | 40  | 4  | 0  | 1  | 0  | 116  | 12.1% | 4   | 11    | 1    | 9.1%   | 11:05 | 126  | 34  |
| 4        | Ville Koistinen     | 86  | 7   | 21  | 28  | 32  | 3  | 0  | 3  | 0  | 102  | 6.9%  | 13  | 1     | 0    | 0.0%   | 15:52 | 82   | 53  |
| 37/5     | Greg Zanon          | 230 | 7   | 19  | 26  | 100 | 0  | 0  | 1  | 0  | 138  | 5.1%  | 19  | 0     | 0    | 0.0%   | 18:58 | 411  | 611 |
| 3        | Seth Jones          | 77  | 6   | 19  | 25  | 24  | 2  | 0  | 2  | 0  | 100  | 6.0%  | -23 | 0     | 0    | 0.0%   | 19:37 | 55   | 99  |

# TEAM HISTORY & RECORDS

## ALL-TIME STATISTICS

| NO    | PLAYER            | GP  | G  | A  | PTS | PIM | PP | SH | GW | GT | S   | %     | +/- | TF  | FW  | F%     | MIN   | H   | BS  |
|-------|-------------------|-----|----|----|-----|-----|----|----|----|----|-----|-------|-----|-----|-----|--------|-------|-----|-----|
| 15    | Petr Tenkrat      | 58  | 8  | 16 | 24  | 28  | 0  | 1  | 2  | 1  | 82  | 9.8%  | -4  | 7   | 2   | 28.6%  | 12:00 | 34  | 4   |
| 81    | Mike Silinger     | 31  | 10 | 12 | 22  | 14  | 3  | 0  | 1  | 0  | 80  | 12.5% | 0   | 542 | 307 | 56.6%  | 18:33 | 23  | 13  |
| 7     | Jonathon Blum     | 91  | 7  | 15 | 22  | 20  | 1  | 0  | 2  | 0  | 69  | 10.1% | -7  | 0   | 0   | 0.0%   | 16:29 | 69  | 151 |
| 24    | Eric Nystrom      | 79  | 15 | 6  | 21  | 60  | 0  | 1  | 1  | 0  | 120 | 12.5% | -25 | 10  | 2   | 20.0%  | 14:51 | 154 | 35  |
| 23    | Martin Gelinás    | 57  | 9  | 11 | 20  | 20  | 0  | 1  | 1  | 0  | 110 | 8.2%  | 5   | 22  | 11  | 50.0%  | 14:06 | 50  | 12  |
| 16    | Darcy Hordichuk   | 172 | 9  | 11 | 20  | 313 | 0  | 0  | 2  | 0  | 90  | 9.8%  | 6   | 1   | 0   | 0.0%   | 5:28  | 279 | 10  |
| 37    | Rich Peverley     | 73  | 7  | 13 | 20  | 23  | 0  | 0  | 2  | 0  | 94  | 7.4%  | 0   | 307 | 147 | 47.9%  | 10:29 | 22  | 15  |
| 42    | Joel Bouchard     | 116 | 5  | 15 | 20  | 83  | 0  | 0  | 0  | 0  | 138 | 3.6%  | -21 | 0   | 0   | 0.0%   | 20:50 | 197 | 115 |
| 7     | Greg de Vries     | 154 | 5  | 15 | 20  | 140 | 0  | 0  | 1  | 0  | 105 | 4.8%  | -12 | 0   | 0   | 0.0%   | 17:06 | 142 | 174 |
| 6     | Bob Boughner      | 141 | 5  | 14 | 19  | 234 | 0  | 0  | 1  | 0  | 91  | 5.5%  | -19 | 0   | 0   | 0.0%   | 18:00 | 440 | 158 |
| 20    | Jamie Heward      | 63  | 6  | 12 | 18  | 44  | 4  | 0  | 1  | 0  | 124 | 4.8%  | -24 | 0   | 0   | 0.0%   | 16:12 | 80  | 35  |
| 25    | Viktor Stalberg   | 70  | 8  | 10 | 18  | 32  | 0  | 0  | 1  | 0  | 114 | 7.0%  | -14 | 3   | 1   | 33.3%  | 12:35 | 55  | 25  |
| 18    | Mark Mowers       | 85  | 5  | 13 | 18  | 16  | 0  | 0  | 0  | 0  | 79  | 6.3%  | -6  | 577 | 267 | 46.3%  | 10:00 | 62  | 14  |
| 32    | Cale Hulse        | 225 | 3  | 15 | 18  | 370 | 0  | 0  | 2  | 0  | 245 | 1.2%  | -34 | 0   | 0   | 0.0%   | 19:23 | 379 | 133 |
| 28    | Jeremy Stevenson  | 100 | 10 | 7  | 17  | 225 | 3  | 0  | 0  | 0  | 104 | 9.6%  | -3  | 13  | 2   | 15.4%  | 8:39  | 38  | 5   |
| 9     | Greg Classen      | 90  | 7  | 10 | 17  | 48  | 1  | 1  | 0  | 0  | 52  | 13.5% | -6  | 649 | 284 | 43.8%  | 10:10 | 93  | 19  |
| 16    | Rich Clune        | 105 | 7  | 9  | 16  | 279 | 0  | 0  | 2  | 0  | 75  | 9.3%  | -4  | 0   | 0   | 0.0%   | 8:53  | 291 | 15  |
| 28    | Denny Lambert     | 76  | 5  | 11 | 16  | 218 | 1  | 0  | 0  | 0  | 66  | 7.6%  | -3  | 1   | 1   | 100.0% | 10:20 | 57  | 17  |
| 10    | Clarke Wilim      | 82  | 5  | 11 | 16  | 36  | 0  | 0  | 0  | 0  | 108 | 4.6%  | -11 | 339 | 171 | 50.4%  | 11:57 | 0   | 0   |
| 18    | Brandon Yip       | 59  | 6  | 9  | 15  | 46  | 0  | 0  | 0  | 0  | 64  | 9.4%  | -3  | 28  | 10  | 35.7%  | 11:35 | 83  | 16  |
| 21    | Peter Forsberg    | 17  | 2  | 13 | 15  | 16  | 1  | 0  | 1  | 0  | 36  | 5.6%  | 5   | 267 | 127 | 47.6%  | 19:36 | 19  | 4   |
| 23    | Blair Atcheynum   | 53  | 8  | 6  | 14  | 16  | 2  | 0  | 1  | 0  | 70  | 11.4% | -10 | 5   | 2   | 40.0%  | 14:54 | 28  | 26  |
| 41    | Richard Lintner   | 83  | 4  | 10 | 14  | 44  | 1  | 0  | 0  | 0  | 139 | 2.9%  | -4  | 0   | 0   | 0.0%   | 13:47 | 92  | 41  |
| 8     | Craig Millar      | 62  | 3  | 11 | 14  | 34  | 0  | 0  | 1  | 0  | 52  | 5.8%  | -5  | 1   | 0   | 0.0%   | 16:30 | 60  | 39  |
| 27    | John Slaney       | 46  | 2  | 12 | 14  | 14  | 0  | 0  | 1  | 0  | 84  | 2.4%  | -12 | 0   | 0   | 0.0%   | 20:39 | 54  | 49  |
| 63    | Josef Vasicek     | 38  | 4  | 9  | 13  | 29  | 0  | 0  | 0  | 0  | 47  | 8.5%  | 1   | 307 | 153 | 49.8%  | 10:00 | 23  | 11  |
| 17    | Jan Hlavac        | 18  | 3  | 10 | 13  | 8   | 0  | 0  | 2  | 0  | 29  | 10.3% | 9   | 0   | 0   | 0.0%   | 16:28 | 13  | 4   |
| 64    | Victor Bartley    | 74  | 1  | 12 | 13  | 29  | 0  | 0  | 0  | 0  | 40  | 2.5%  | 2   | 0   | 0   | 0.0%   | 16:42 | 116 | 107 |
| 46    | Andrei Kostitsyn  | 19  | 4  | 8  | 12  | 10  | 2  | 0  | 2  | 0  | 29  | 13.8% | 7   | 1   | 0   | 0.0%   | 14:55 | 31  | 1   |
| 5     | Blake Geoffrion   | 42  | 6  | 5  | 11  | 24  | 0  | 0  | 1  | 0  | 36  | 16.7% | 1   | 240 | 113 | 47.1%  | 9:21  | 37  | 14  |
| 5     | Jan Vopat         | 61  | 5  | 6  | 11  | 34  | 0  | 0  | 0  | 0  | 49  | 10.2% | 1   | 0   | 0   | 0.0%   | 18:04 | 106 | 76  |
| 55    | Danny Markov      | 58  | 0  | 11 | 11  | 62  | 0  | 0  | 0  | 0  | 59  | 0.0%  | 9   | 0   | 0   | 0.0%   | 19:32 | 74  | 98  |
| 16    | Denis Pederson    | 43  | 4  | 6  | 10  | 39  | 0  | 0  | 1  | 0  | 64  | 6.3%  | 2   | 440 | 221 | 50.2%  | 12:48 | 0   | 0   |
| 9     | Darren Turcotte   | 49  | 4  | 6  | 10  | 20  | 0  | 0  | 1  | 0  | 86  | 4.7%  | -11 | 731 | 321 | 43.9%  | 14:38 | 9   | 16  |
| 26    | Bubba Berenzweig  | 37  | 3  | 7  | 10  | 14  | 0  | 0  | 1  | 0  | 35  | 8.6%  | -4  | 1   | 0   | 0.0%   | 14:08 | 27  | 21  |
| 19    | Bobby Butler      | 30  | 3  | 6  | 9   | 4   | 0  | 0  | 0  | 0  | 18  | 10.7% | -2  | 5   | 2   | 40.0%  | 11:22 | 7   | 2   |
| 19    | Calle Jankrok     | 12  | 2  | 7  | 9   | 4   | 0  | 0  | 0  | 0  | 13  | 15.4% | 7   | 147 | 58  | 39.5%  | 14:04 | 2   | 4   |
| 55    | Shane O'Brien     | 80  | 2  | 7  | 9   | 83  | 0  | 0  | 0  | 0  | 50  | 4.0%  | 1   | 0   | 0   | 0.0%   | 17:06 | 164 | 80  |
| 42    | Mattias Ekholm    | 65  | 1  | 8  | 9   | 10  | 0  | 0  | 0  | 0  | 59  | 1.7%  | -10 | 0   | 0   | 0.0%   | 16:40 | 42  | 58  |
| 29    | Tomas Vokoun      | 383 | 0  | 9  | 9   | 111 | 0  | 0  | 0  | 0  | 1   | 0.0%  | 0   | 0   | 0   | 0.0%   | --    | 0   | 0   |
| 42    | Andrew Hutchinson | 18  | 4  | 4  | 8   | 4   | 2  | 0  | 1  | 0  | 24  | 16.7% | 1   | 0   | 0   | 0.0%   | 16:43 | 0   | 0   |
| 41    | Jed Ortmeyer      | 53  | 4  | 4  | 8   | 32  | 0  | 1  | 0  | 0  | 72  | 5.6%  | -8  | 12  | 6   | 50.0%  | 12:24 | 66  | 23  |
| 53/17 | Chris Mueller     | 37  | 2  | 6  | 8   | 8   | 0  | 0  | 1  | 0  | 33  | 6.1%  | -5  | 301 | 150 | 49.8%  | 9:42  | 34  | 17  |
| 14    | Steve Dubinsky    | 26  | 5  | 2  | 7   | 10  | 0  | 0  | 0  | 0  | 42  | 11.9% | -2  | 271 | 152 | 56.1%  | 15:54 | 53  | 22  |
| 56/41 | Taylor Beck       | 23  | 3  | 4  | 7   | 8   | 1  | 0  | 0  | 0  | 48  | 6.3%  | -2  | 9   | 6   | 66.7%  | 15:06 | 17  | 16  |
| 42    | Antti Pihlstrom   | 54  | 2  | 5  | 7   | 10  | 1  | 0  | 0  | 0  | 89  | 2.2%  | -2  | 1   | 0   | 0.0%   | 11:23 | 101 | 17  |
| 35    | Pekka Rinne       | 317 | 0  | 7  | 7   | 28  | 0  | 0  | 0  | 0  | 0   | 0.0%  | 0   | 0   | 0   | 0.0%   | --    | 0   | 0   |
| 12    | Reid Simpson      | 52  | 5  | 1  | 6   | 125 | 0  | 0  | 0  | 0  | 24  | 20.8% | -5  | 6   | 3   | 50.0%  | 5:25  | 26  | 3   |
| 38    | Jack Hillen       | 55  | 2  | 4  | 6   | 20  | 0  | 0  | 0  | 0  | 51  | 3.9%  | 6   | 0   | 0   | 0.0%   | 14:03 | 42  | 65  |
| 9     | Filip Forsberg    | 18  | 1  | 5  | 6   | 4   | 1  | 0  | 0  | 0  | 34  | 2.9%  | -13 | 0   | 0   | 0.0%   | 12:32 | 9   | 2   |
| 44/52 | Alexander Sulzer  | 53  | 1  | 5  | 6   | 18  | 0  | 0  | 0  | 0  | 45  | 2.2%  | -1  | 0   | 0   | 0.0%   | 15:39 | 40  | 57  |
| 46    | Wyatt Smith       | 29  | 4  | 1  | 5   | 2   | 0  | 1  | 0  | 0  | 29  | 13.8% | 1   | 316 | 171 | 54.1%  | 10:57 | 0   | 0   |
| 38    | Dave Scatchard    | 16  | 3  | 2  | 5   | 17  | 0  | 0  | 0  | 0  | 25  | 12.0% | 3   | 81  | 42  | 51.9%  | 10:42 | 18  | 3   |
| 14    | Dustin Boyd       | 18  | 3  | 2  | 5   | 4   | 0  | 0  | 1  | 0  | 32  | 9.4%  | 1   | 105 | 61  | 58.1%  | 12:11 | 20  | 8   |
| 14    | Ramzi Abid        | 13  | 1  | 4  | 5   | 13  | 0  | 0  | 0  | 0  | 12  | 8.3%  | -3  | 1   | 0   | 0.0%   | 10:50 | 14  | 2   |
| 18/5  | Michael Del Zotto | 25  | 1  | 4  | 5   | 8   | 0  | 0  | 0  | 0  | 26  | 3.8%  | -4  | 0   | 0   | 0.0%   | 16:17 | 28  | 28  |
| 75    | Hal Gill          | 55  | 0  | 5  | 5   | 20  | 0  | 0  | 0  | 0  | 24  | 0.0%  | 1   | 0   | 0   | 0.0%   | 15:20 | 57  | 77  |
| 2     | Dan Kecmer        | 40  | 0  | 5  | 5   | 40  | 0  | 0  | 0  | 0  | 33  | 0.0%  | -5  | 0   | 0   | 0.0%   | 17:18 | 42  | 48  |
| 27    | Jukka Hentunen    | 10  | 2  | 2  | 4   | 0   | 0  | 0  | 1  | 0  | 12  | 16.7% | 0   | 0   | 0   | 0.0%   | 12:46 | 10  | 2   |
| 14    | Oleg Petrov       | 17  | 2  | 2  | 4   | 2   | 0  | 0  | 0  | 0  | 37  | 5.4%  | -4  | 1   | 1   | 100.0% | 16:19 | 0   | 0   |
| 33    | J.J. Daigneault   | 35  | 2  | 2  | 4   | 38  | 1  | 0  | 1  | 0  | 38  | 5.3%  | -4  | 1   | 1   | 100.0% | 20:47 | 46  | 29  |
| 26    | Matt Hendricks    | 44  | 2  | 2  | 4   | 54  | 0  | 0  | 0  | 0  | 53  | 3.8%  | -5  | 26  | 14  | 53.8%  | 11:33 | 92  | 92  |
| 32    | Jeff Daniels      | 9   | 1  | 3  | 4   | 2   | 0  | 0  | 0  | 0  | 8   | 12.5% | -1  | 1   | 0   | 0.0%   | 10:56 | 9   | 1   |
| 84    | Colton Sissons    | 17  | 1  | 3  | 4   | 4   | 0  | 0  | 0  | 0  | 13  | 7.7%  | 0   | 144 | 70  | 48.6%  | 10:37 | 9   | 9   |

# TEAM HISTORY & RECORDS

## ALL-TIME STATISTICS

| NO    | PLAYER            | GP  | G | A | PTS | PIM | PP | SH | GW | GT | S  | %      | +/- | TF  | FW | F%    | MIN   | H  | BS |
|-------|-------------------|-----|---|---|-----|-----|----|----|----|----|----|--------|-----|-----|----|-------|-------|----|----|
| 19    | Jim McKenzie      | 61  | 1 | 3 | 4   | 88  | 0  | 0  | 0  | 0  | 10 | 10.0%  | -13 | 3   | 2  | 66.7% | 6:14  | 0  | 0  |
| 23    | Jamie Allison     | 67  | 0 | 4 | 4   | 121 | 0  | 0  | 0  | 0  | 22 | 0.0%   | -13 | 3   | 2  | 66.7% | 11:33 | 24 | 14 |
| 3     | Wade Belak        | 92  | 0 | 4 | 4   | 130 | 0  | 0  | 0  | 0  | 27 | 0.0%   | -2  | 0   | 0  | 0.0%  | 4:46  | 87 | 12 |
| 7     | Jeff Nelson       | 9   | 2 | 1 | 3   | 2   | 0  | 0  | 0  | 0  | 8  | 25.0%  | -1  | 138 | 76 | 55.1% | 16:09 | 4  | 8  |
| 40    | David Gosselin    | 13  | 2 | 1 | 3   | 11  | 0  | 0  | 0  | 0  | 14 | 14.3%  | -5  | 0   | 0  | 0.0%  | 8:46  | 7  | 1  |
| 53/18 | Mike Santorelli   | 32  | 2 | 1 | 3   | 10  | 0  | 0  | 0  | 0  | 47 | 4.3%   | -13 | 152 | 69 | 45.4% | 11:14 | 12 | 7  |
| 15    | Kris Beech        | 5   | 1 | 2 | 3   | 0   | 0  | 0  | 0  | 0  | 6  | 16.7%  | 1   | 81  | 44 | 54.3% | 14:40 | 1  | 2  |
| 40    | Marek Svatos      | 9   | 1 | 2 | 3   | 2   | 0  | 0  | 0  | 0  | 17 | 5.9%   | 1   | 0   | 0  | 0.0%  | 11:14 | 4  | 3  |
| 42    | Mikko Lehtonen    | 15  | 1 | 2 | 3   | 8   | 0  | 0  | 0  | 0  | 14 | 7.1%   | 0   | 0   | 0  | 0.0%  | 14:35 | 9  | 19 |
| 12    | Andreas Thuresson | 25  | 1 | 2 | 3   | 6   | 0  | 0  | 0  | 0  | 32 | 3.1%   | -6  | 12  | 3  | 25.0% | 10:00 | 50 | 6  |
| 20    | Nathan Perrott    | 23  | 1 | 2 | 3   | 79  | 0  | 0  | 1  | 0  | 7  | 14.3%  | -1  | 1   | 0  | 0.0%  | 4:53  | 26 | 2  |
| 41    | Brent Gilchrist   | 41  | 1 | 2 | 3   | 14  | 0  | 0  | 0  | 0  | 41 | 2.4%   | -11 | 25  | 8  | 32.0% | 10:45 | 0  | 0  |
| 17    | Patrick Cote      | 91  | 1 | 2 | 3   | 312 | 0  | 0  | 0  | 0  | 29 | 3.4%   | -14 | 0   | 0  | 0.0%  | 4:28  | 47 | 7  |
| 30    | Chris Mason       | 146 | 1 | 2 | 3   | 8   | 0  | 0  | 0  | 0  | 1  | 100.0% | 0   | 0   | 0  | 0.0%  | --    | 0  | 0  |
| 24    | Brandon Bochenski | 8   | 1 | 2 | 3   | 0   | 0  | 0  | 0  | 0  | 9  | 11.1%  | 2   | 0   | 0  | 0.0%  | 11:56 | 2  | 0  |
| 19    | Brendan Witt      | 17  | 0 | 3 | 3   | 68  | 0  | 0  | 0  | 0  | 13 | 0.0%   | 5   | 0   | 0  | 0.0%  | 17:29 | 46 | 23 |
| 42/36 | Robert Schnabel   | 22  | 0 | 3 | 3   | 34  | 0  | 0  | 0  | 0  | 10 | 0.0%   | 6   | 0   | 0  | 0.0%  | 13:48 | 1  | 2  |
| 37    | Denis Grebeshkov  | 4   | 1 | 1 | 2   | 6   | 0  | 0  | 0  | 0  | 4  | 25.0%  | 0   | 0   | 0  | 0.0%  | 16:28 | 5  | 4  |
| 23    | Zach Boychuk      | 5   | 1 | 1 | 2   | 4   | 0  | 0  | 0  | 0  | 8  | 12.5%  | 1   | 0   | 0  | 0.0%  | 13:42 | 3  | 0  |
| 21    | Simon Moser       | 6   | 1 | 1 | 2   | 2   | 0  | 0  | 0  | 0  | 7  | 14.3%  | 0   | 0   | 0  | 0.0%  | 10:07 | 5  | 1  |
| 18    | Niclas Bergfors   | 11  | 1 | 1 | 2   | 2   | 0  | 0  | 1  | 0  | 11 | 9.1%   | -2  | 0   | 0  | 0.0%  | 8:04  | 0  | 5  |
| 9     | Sergei Zholtok    | 11  | 1 | 1 | 2   | 0   | 0  | 0  | 0  | 0  | 17 | 5.9%   | -2  | 122 | 66 | 54.1% | 11:41 | 0  | 0  |
| 19    | Mike Watt         | 18  | 1 | 1 | 2   | 8   | 0  | 0  | 1  | 0  | 18 | 5.6%   | -2  | 2   | 1  | 50.0% | 11:02 | 22 | 7  |
| 8     | Stu Grimson       | 30  | 1 | 1 | 2   | 76  | 0  | 0  | 0  | 0  | 5  | 20.0%  | 0   | 0   | 0  | 0.0%  | 6:08  | 23 | 7  |
| 45    | Jason Morgan      | 6   | 0 | 2 | 2   | 2   | 0  | 0  | 0  | 0  | 6  | 0.0%   | 0   | 15  | 11 | 73.3% | 10:05 | 0  | 0  |
| 50    | Daniel Bang       | 8   | 0 | 2 | 2   | 0   | 0  | 0  | 0  | 0  | 13 | 0.0%   | -2  | 0   | 0  | 0.0%  | 12:54 | 12 | 0  |
| 34    | Shane Hnidy       | 9   | 0 | 2 | 2   | 10  | 0  | 0  | 0  | 0  | 12 | 0.0%   | 3   | 0   | 0  | 0.0%  | 18:10 | 0  | 0  |
| 4     | Jay More          | 18  | 0 | 2 | 2   | 18  | 0  | 0  | 0  | 0  | 24 | 0.0%   | 2   | 0   | 0  | 0.0%  | 16:30 | 34 | 9  |
| 23    | Brian McGrattan   | 32  | 0 | 2 | 2   | 61  | 0  | 0  | 0  | 0  | 10 | 0.0%   | -1  | 0   | 0  | 0.0%  | 5:23  | 30 | 3  |
| 1     | Mike Dunham       | 217 | 0 | 2 | 2   | 14  | 0  | 0  | 0  | 0  | 0  | 0.0%   | 0   | 0   | 0  | 0.0%  | --    | 0  | 0  |
| 46    | Kevin Henderson   | 4   | 1 | 0 | 1   | 0   | 0  | 0  | 0  | 0  | 3  | 33.3%  | -1  | 0   | 0  | 0.0%  | 14:41 | 3  | 1  |
| 14    | Jon Sim           | 4   | 1 | 0 | 1   | 0   | 0  | 0  | 0  | 0  | 3  | 33.3%  | 0   | 14  | 5  | 35.7% | 9:18  | 0  | 0  |
| 52    | Austin Watson     | 6   | 1 | 0 | 1   | 0   | 0  | 0  | 0  | 0  | 4  | 25.0%  | -2  | 44  | 19 | 43.2% | 12:42 | 2  | 2  |
| 20/41 | Simon Gamaache    | 18  | 1 | 0 | 1   | 0   | 1  | 0  | 0  | 0  | 8  | 12.5%  | -9  | 20  | 11 | 55.0% | 8:00  | 2  | 0  |
| 34    | Wade Flaherty     | 1   | 0 | 1 | 1   | 0   | 0  | 0  | 0  | 0  | 0  | 0.0%   | 0   | 0   | 0  | 0.0%  | --    | 0  | 0  |
| 6     | Stan Neckar       | 1   | 0 | 1 | 1   | 0   | 0  | 0  | 0  | 0  | 0  | 0.0%   | 2   | 0   | 0  | 0.0%  | 14:59 | 0  | 0  |
| 8     | Doug Friedman     | 2   | 0 | 1 | 1   | 14  | 0  | 0  | 0  | 0  | 3  | 0.0%   | 0   | 0   | 0  | 0.0%  | 7:00  | 2  | 1  |
| 72    | Joonas Rask       | 2   | 0 | 1 | 1   | 0   | 0  | 0  | 0  | 0  | 0  | 0.0%   | -1  | 0   | 0  | 0.0%  | 8:00  | 0  | 0  |
| 34    | Sheldon Brookbank | 3   | 0 | 1 | 1   | 12  | 0  | 0  | 0  | 0  | 3  | 0.0%   | 0   | 0   | 0  | 0.0%  | 8:16  | 2  | 2  |
| 36    | Sean Haggerty     | 3   | 0 | 1 | 1   | 0   | 0  | 0  | 0  | 0  | 2  | 0.0%   | 1   | 0   | 0  | 0.0%  | 8:35  | 4  | 1  |
| 20    | Todd Warriner     | 6   | 0 | 1 | 1   | 4   | 0  | 0  | 0  | 0  | 6  | 0.0%   | -1  | 5   | 3  | 60.0% | 11:15 | 0  | 0  |
| 36    | Niklas Andersson  | 7   | 0 | 1 | 1   | 0   | 0  | 0  | 0  | 0  | 7  | 0.0%   | 0   | 0   | 0  | 0.0%  | 12:50 | 1  | 0  |
| 28/5  | Tomas Kloucek     | 8   | 0 | 1 | 1   | 12  | 0  | 0  | 0  | 0  | 1  | 0.0%   | 4   | 0   | 0  | 0.0%  | 10:53 | 0  | 0  |
| 74    | Nick Tarnasky     | 11  | 0 | 1 | 1   | 17  | 0  | 0  | 0  | 0  | 6  | 0.0%   | 1   | 0   | 0  | 0.0%  | 5:38  | 15 | 6  |
| 13    | Jere Karalahti    | 15  | 0 | 1 | 1   | 12  | 0  | 0  | 0  | 0  | 8  | 0.0%   | -1  | 0   | 0  | 0.0%  | 18:45 | 54 | 13 |
| 4     | Vitaly Vishnevski | 15  | 0 | 1 | 1   | 10  | 0  | 0  | 0  | 0  | 6  | 0.0%   | 1   | 0   | 0  | 0.0%  | 10:02 | 27 | 10 |
| 22    | Scott Hannan      | 29  | 0 | 1 | 1   | 20  | 0  | 0  | 0  | 0  | 20 | 0.0%   | -11 | 0   | 0  | 0.0%  | 19:29 | 29 | 47 |
| 39    | Anders Lindback   | 38  | 0 | 1 | 1   | 0   | 0  | 0  | 0  | 0  | 0  | 0.0%   | 0   | 0   | 0  | 0.0%  | --    | 0  | 0  |
| 30    | Carter Hutton     | 40  | 0 | 1 | 1   | 2   | 0  | 0  | 0  | 0  | 0  | 0.0%   | 0   | 0   | 0  | 0.0%  | --    | 0  | 0  |
| 39    | Dan Ellis         | 110 | 0 | 1 | 1   | 6   | 0  | 0  | 0  | 0  | 0  | 0.0%   | 0   | 0   | 0  | 0.0%  | --    | 0  | 0  |
| 31    | Mark Dekanich     | 1   | 0 | 0 | 0   | 0   | 0  | 0  | 0  | 0  | 0  | 0.0%   | 0   | 0   | 0  | 0.0%  | --    | 0  | 0  |
| 45    | Magnus Hellberg   | 1   | 0 | 0 | 0   | 0   | 0  | 0  | 0  | 0  | 0  | 0.0%   | 0   | 0   | 0  | 0.0%  | --    | 0  | 0  |
| 40    | Mike Farrell      | 1   | 0 | 0 | 0   | 0   | 0  | 0  | 0  | 0  | 0  | 0.0%   | 0   | 0   | 0  | 0.0%  | 5:08  | 0  | 0  |
| 28    | Patrick Leahy     | 1   | 0 | 0 | 0   | 0   | 0  | 0  | 0  | 0  | 0  | 0.0%   | 0   | 0   | 0  | 0.0%  | 5:46  | 0  | 0  |
| 49    | Michael Leighton  | 1   | 0 | 0 | 0   | 0   | 0  | 0  | 0  | 0  | 0  | 0.0%   | 0   | 0   | 0  | 0.0%  | --    | 0  | 0  |
| 36    | Peter Olvecky     | 1   | 0 | 0 | 0   | 0   | 0  | 0  | 0  | 0  | 0  | 0.0%   | 0   | 0   | 0  | 0.0%  | 7:53  | 0  | 0  |
| 47    | Libor Pivko       | 1   | 0 | 0 | 0   | 0   | 0  | 0  | 0  | 0  | 2  | 0.0%   | 0   | 0   | 0  | 0.0%  | 6:50  | 0  | 0  |
| 12    | Yves Sarault      | 1   | 0 | 0 | 0   | 0   | 0  | 0  | 0  | 0  | 0  | 0.0%   | 0   | 0   | 0  | 0.0%  | 5:15  | 0  | 0  |
| 21    | Zack Stortini     | 1   | 0 | 0 | 0   | 7   | 0  | 0  | 0  | 0  | 1  | 0.0%   | 0   | 0   | 0  | 0.0%  | 4:53  | 1  | 0  |
| 65    | Ryan Thang        | 1   | 0 | 0 | 0   | 0   | 0  | 0  | 0  | 0  | 1  | 0.0%   | 0   | 0   | 0  | 0.0%  | 8:32  | 0  | 0  |
| 27    | Pascal Trepanier  | 1   | 0 | 0 | 0   | 0   | 0  | 0  | 0  | 0  | 1  | 0.0%   | 0   | 0   | 0  | 0.0%  | 9:55  | 0  | 0  |
| 29    | Mark Van Guilder  | 1   | 0 | 0 | 0   | 0   | 0  | 0  | 0  | 0  | 0  | 0.0%   | 0   | 0   | 0  | 0.0%  | 8:27  | 0  | 0  |
| 28    | Steve Begin       | 2   | 0 | 0 | 0   | 4   | 0  | 0  | 0  | 0  | 2  | 0.0%   | -2  | 0   | 0  | 0.0%  | 9:48  | 5  | 0  |
| 32    | Mathieu Darche    | 2   | 0 | 0 | 0   | 0   | 0  | 0  | 0  | 0  | 1  | 0.0%   | -1  | 0   | 0  | 0.0%  | 6:39  | 0  | 0  |
| 40    | Devan Dubnyk      | 2   | 0 | 0 | 0   | 0   | 0  | 0  | 0  | 0  | 0  | 0.0%   | 0   | 0   | 0  | 0.0%  | --    | 0  | 0  |
| 31    | Brian Finley      | 2   | 0 | 0 | 0   | 0   | 0  | 0  | 0  | 0  | 0  | 0.0%   | 0   | 0   | 0  | 0.0%  | --    | 0  | 0  |



# TEAM HISTORY & RECORDS

## ALL-TIME STATISTICS

| NO    | PLAYER             | GP | G | A | PTS | PIM | PP | SH | GW | GT | S  | %    | +/- | TF | FW | F%    | MIN   | H  | BS |
|-------|--------------------|----|---|---|-----|-----|----|----|----|----|----|------|-----|----|----|-------|-------|----|----|
| 49    | Rory Fitzpatrick   | 2  | 0 | 0 | 0   | 2   | 0  | 0  | 0  | 0  | 0  | 0.0% | -2  | 0  | 0  | 0.0%  | 9:47  | 1  | 0  |
| 54    | Darren Haydar      | 2  | 0 | 0 | 0   | 0   | 0  | 0  | 0  | 0  | 1  | 0.0% | -1  | 0  | 0  | 0.0%  | 8:54  | 0  | 0  |
| 47    | Matt Henderson     | 2  | 0 | 0 | 0   | 2   | 0  | 0  | 0  | 0  | 0  | 0.0% | -1  | 0  | 0  | 0.0%  | 6:23  | 4  | 0  |
| 15    | Josh Langfeld      | 2  | 0 | 0 | 0   | 0   | 0  | 0  | 0  | 0  | 5  | 0.0% | 0   | 0  | 0  | 0.0%  | 9:47  | 2  | 0  |
| 15    | Matthew Lombardi   | 2  | 0 | 0 | 0   | 0   | 0  | 0  | 0  | 0  | 6  | 0.0% | -1  | 29 | 16 | 55.2% | 14:49 | 0  | 0  |
| 20    | John Namestnikov   | 2  | 0 | 0 | 0   | 2   | 0  | 0  | 0  | 0  | 3  | 0.0% | 0   | 0  | 0  | 0.0%  | 15:48 | 0  | 0  |
| 47    | Joe Piskula        | 2  | 0 | 0 | 0   | 0   | 0  | 0  | 0  | 0  | 2  | 0.0% | 1   | 0  | 0  | 0.0%  | 12:10 | 2  | 0  |
| 39    | Domenic Pittis     | 2  | 0 | 0 | 0   | 2   | 0  | 0  | 0  | 0  | 1  | 0.0% | 0   | 6  | 1  | 16.7% | 4:59  | 0  | 0  |
| 16    | Timofei Shishkanov | 2  | 0 | 0 | 0   | 0   | 0  | 0  | 0  | 0  | 0  | 0.0% | -1  | 0  | 0  | 0.0%  | 6:31  | 0  | 0  |
| 50    | Petr Sykora        | 2  | 0 | 0 | 0   | 0   | 0  | 0  | 0  | 0  | 2  | 0.0% | -1  | 11 | 5  | 45.5% | 8:19  | 0  | 0  |
| 2     | Rob Zetterler      | 2  | 0 | 0 | 0   | 2   | 0  | 0  | 0  | 0  | 0  | 0.0% | -2  | 0  | 0  | 0.0%  | 16:16 | 5  | 1  |
| 21    | Triston Grant      | 3  | 0 | 0 | 0   | 9   | 0  | 0  | 0  | 0  | 2  | 0.0% | -1  | 0  | 0  | 0.0%  | 7:14  | 5  | 1  |
| 14    | Brett Hauer        | 3  | 0 | 0 | 0   | 6   | 0  | 0  | 0  | 0  | 2  | 0.0% | -3  | 0  | 0  | 0.0%  | 10:29 | 3  | 1  |
| 12    | Brad Smyth         | 3  | 0 | 0 | 0   | 6   | 0  | 0  | 0  | 0  | 5  | 0.0% | -1  | 0  | 0  | 0.0%  | 9:54  | 1  | 0  |
| 14    | Rich Brennan       | 4  | 0 | 0 | 0   | 2   | 0  | 0  | 0  | 0  | 0  | 0.0% | 0   | 0  | 0  | 0.0%  | 14:31 | 8  | 3  |
| 26    | Philip Crowe       | 4  | 0 | 0 | 0   | 10  | 0  | 0  | 0  | 0  | 1  | 0.0% | 0   | 0  | 0  | 0.0%  | 4:06  | 5  | 0  |
| 58    | Linus Klasen       | 4  | 0 | 0 | 0   | 0   | 0  | 0  | 0  | 0  | 4  | 0.0% | -3  | 0  | 0  | 0.0%  | 12:53 | 1  | 1  |
| 28    | Cameron Mann       | 4  | 0 | 0 | 0   | 0   | 0  | 0  | 0  | 0  | 5  | 0.0% | -2  | 0  | 0  | 0.0%  | 5:53  | 0  | 0  |
| 48    | Jonas Andersson    | 5  | 0 | 0 | 0   | 2   | 0  | 0  | 0  | 0  | 4  | 0.0% | -2  | 0  | 0  | 0.0%  | 9:06  | 5  | 0  |
| 17    | Patrick Eaves      | 5  | 0 | 0 | 0   | 0   | 0  | 0  | 0  | 0  | 2  | 0.0% | -3  | 0  | 0  | 0.0%  | 9:46  | 5  | 1  |
| 28    | Kyle Wilson        | 5  | 0 | 0 | 0   | 0   | 0  | 0  | 0  | 0  | 2  | 0.0% | -1  | 2  | 1  | 50.0% | 8:08  | 7  | 1  |
| 24    | Ben Guite          | 6  | 0 | 0 | 0   | 4   | 0  | 0  | 0  | 0  | 5  | 0.0% | -3  | 34 | 15 | 44.1% | 8:29  | 14 | 4  |
| 35    | Jan Lasak          | 6  | 0 | 0 | 0   | 2   | 0  | 0  | 0  | 0  | 0  | 0.0% | 0   | 0  | 0  | 0.0%  | --    | 0  | 0  |
| 42    | Pavel Skrbek       | 8  | 0 | 0 | 0   | 6   | 0  | 0  | 0  | 0  | 2  | 0.0% | -1  | 0  | 0  | 0.0%  | 11:12 | 4  | 7  |
| 26    | Wade Brookbank     | 9  | 0 | 0 | 0   | 38  | 0  | 0  | 0  | 0  | 1  | 0.0% | -4  | 0  | 0  | 0.0%  | 3:28  | 0  | 0  |
| 35    | Eric Fichaud       | 9  | 0 | 0 | 0   | 0   | 0  | 0  | 0  | 0  | 0  | 0.0% | 0   | 0  | 0  | 0.0%  | --    | 0  | 0  |
| 38    | Alexandre Boikov   | 10 | 0 | 0 | 0   | 15  | 0  | 0  | 0  | 0  | 4  | 0.0% | -1  | 0  | 0  | 0.0%  | 6:45  | 24 | 3  |
| 5     | Brad Bombardir     | 13 | 0 | 0 | 0   | 4   | 0  | 0  | 0  | 0  | 9  | 0.0% | 1   | 0  | 0  | 0.0%  | 19:02 | 0  | 0  |
| 32/42 | Teemu Laakso       | 17 | 0 | 0 | 0   | 10  | 0  | 0  | 0  | 0  | 9  | 0.0% | -3  | 0  | 0  | 0.0%  | 10:44 | 14 | 12 |
| 74    | Brantt Myres       | 20 | 0 | 0 | 0   | 28  | 0  | 0  | 0  | 0  | 1  | 0.0% | -5  | 0  | 0  | 0.0%  | 3:48  | 8  | 0  |
| 39    | Marek Mazanec      | 25 | 0 | 0 | 0   | 0   | 0  | 0  | 0  | 0  | 0  | 0.0% | 0   | 0  | 0  | 0.0%  | --    | 0  | 0  |
| 33/16 | Marc Moro          | 27 | 0 | 0 | 0   | 75  | 0  | 0  | 0  | 0  | 11 | 0.0% | -5  | 0  | 0  | 0.0%  | 9:49  | 59 | 7  |

| NO | GOALIE           | GP  | MINS    | GAA  | W   | L   | T  | OT | EN | SO | GA  | SA    | SV%  | G | A | PIM |
|----|------------------|-----|---------|------|-----|-----|----|----|----|----|-----|-------|------|---|---|-----|
| 35 | Pekka Rinne      | 317 | 18106   | 2.39 | 163 | 98  | -- | 37 | 0  | 32 | 722 | 8828  | .918 | 0 | 7 | 28  |
| 29 | Tomas Vokoun     | 383 | 21788.2 | 2.54 | 161 | 159 | 35 | 11 | 30 | 21 | 922 | 10519 | .913 | 0 | 9 | 111 |
| 1  | Mike Dunham      | 217 | 12495   | 2.72 | 81  | 104 | 24 | 0  | 10 | 8  | 567 | 6274  | .910 | 0 | 2 | 14  |
| 30 | Chris Mason      | 146 | 7600    | 2.68 | 59  | 50  | 1  | 12 | 3  | 12 | 339 | 3777  | .910 | 1 | 2 | 8   |
| 39 | Dan Ellis        | 110 | 5908    | 2.64 | 49  | 42  | -- | 8  | 0  | 10 | 260 | 2958  | .912 | 0 | 1 | 6   |
| 30 | Carter Hutton    | 40  | 2085    | 2.62 | 20  | 11  | -- | 4  | -- | 1  | 91  | 1006  | .910 | 0 | 1 | 2   |
| 39 | Anders Lindback  | 38  | 1923    | 2.53 | 16  | 13  | 0  | 0  | 0  | 2  | 81  | 940   | .914 | 0 | 1 | 0   |
| 39 | Marek Mazanec    | 25  | 1370    | 2.8  | 8   | 10  | -- | 4  | -- | 2  | 64  | 650   | .902 | 0 | 0 | 0   |
| 40 | Devan Dubnyk     | 2   | 124     | 4.35 | 0   | 1   | -- | 1  | -- | 0  | 9   | 60    | .850 | 0 | 0 | 0   |
| 35 | Eric Fichaud     | 9   | 447     | 3.22 | 0   | 6   | 0  | 0  | 1  | 0  | 24  | 229   | .895 | 0 | 0 | 0   |
| 35 | Jan Lasak        | 6   | 267     | 4.04 | 0   | 4   | 0  | 0  | 1  | 0  | 18  | 143   | .874 | 0 | 0 | 2   |
| 34 | Wade Flaherty    | 1   | 51      | 4.71 | 0   | 1   | 0  | 0  | 0  | 0  | 4   | 27    | .852 | 0 | 1 | 0   |
| 31 | Brian Finley     | 2   | 107     | 5.61 | 0   | 1   | 0  | 0  | 0  | 0  | 10  | 54    | .815 | 0 | 0 | 0   |
| 31 | Mark Dekanich    | 1   | 50      | 3.60 | 0   | 0   | -- | 0  | -- | 0  | 3   | 25    | .880 | 0 | 0 | 0   |
| 49 | Michael Leighton | 1   | 20      | 6.00 | 0   | 0   | -- | 0  | 0  | 0  | 2   | 10    | .800 | 0 | 0 | 0   |
| 45 | Magnus Hellberg  | 1   | 12      | 5.00 | 0   | 0   | -- | 0  | -- | 0  | 1   | 4     | .750 | 0 | 0 | 0   |

# TEAM HISTORY & RECORDS

## PERSONNEL & ALL-STARS

### ALL-STAR GAME REPRESENTATIVES

| YEAR   | SITE      | PLAYER             | TEAM       | G | A | PTS | PIM |
|--------|-----------|--------------------|------------|---|---|-----|-----|
| 1999   | Tampa Bay | Sergei Krivokrasov | World      | 0 | 0 | 0   | 0   |
| 2000*  | Toronto   | Kimmo Timonen      | World      | - | - | -   | -   |
| 2004   | Minnesota | Kimmo Timonen      | West       | 0 | 0 | 0   | 0   |
| 2007** | Dallas    | Kimmo Timonen      | West       | 0 | 0 | 0   | 0   |
| 2008   | Atlanta   | Jason Arnott       | West       | 0 | 1 | 1   | 0   |
| 2009   | Montreal  | Shea Weber         | West       | 0 | 0 | 0   | 0   |
| 2011   | Carolina  | Shea Weber         | Lidstrom   | 0 | 4 | 4   | 0   |
| 2012   | Ottawa    | Ryan Suter         | Chara      | 0 | 1 | 1   | 0   |
|        | Ottawa    | Shea Weber         | Alfredsson | 0 | 0 | 0   | 0   |

### GOALIES

| YEAR | SITE      | PLAYER       | TEAM | W-L | MIN | GA | SA |
|------|-----------|--------------|------|-----|-----|----|----|
| 2004 | Minnesota | Tomas Vokoun | West | L   | 20  | 4  | 12 |

\* Timonen did not play in the 2000 NHL All-Star Game due to injury.

\*\* Head coach Barry Trotz served as assistant coach for the Western Conference All-Stars.

### YOUNGSTARS GAME REPRESENTATIVES

| YEAR | SITE        | PLAYER            | TEAM       | G | A | PTS | PIM |
|------|-------------|-------------------|------------|---|---|-----|-----|
| 2002 | Los Angeles | Scott Hartnell    | Melrose    | 0 | 1 | 1   | 0   |
|      |             | David Legwand     | Melrose    | 2 | 2 | 4   | 0   |
| 2003 | Florida     | Adam Hall         | West       | 1 | 1 | 2   | 0   |
| 2004 | Minnesota   | Dan Hamhuis       | West       | 0 | 0 | 0   | 0   |
| 2007 | Dallas      | Alexander Radulov | West       | 1 | 0 | 1   | 0   |
|      |             | Shea Weber        | West       | 0 | 2 | 2   | 0   |
| 2012 | Ottawa      | Craig Smith       | Alfredsson | - | - | -   | -   |

### GOALIES

| YEAR | SITE     | PLAYER      | TEAM    | W-L | MIN | GA | SA |
|------|----------|-------------|---------|-----|-----|----|----|
| 2009 | Montreal | Pekka Rinne | Rookies | W   | 18  | 5  | 24 |



## PERSONNEL HISTORY

### Chief Executive Officers

Jeff Cogen August 10, 2010 -

### Presidents

Jack Diller July 1, 1997 - June 30, 2005  
 Ed Lang December 11, 2007 - August 10, 2010  
 David Poile December 11, 2007 -  
 Sean Henry August 10, 2010 -

### General Managers

David Poile July 9, 1997 -

### Assistant General Managers

Ray Shero November 30, 1998 - May 25, 2006  
 Paul Denton June 5, 2006 -

### Head Coaches

Barry Trotz August 6, 1997 - April 14, 2014  
 Peter Laviolette May 6, 2014 -

### Assistant/Associate Coaches

Paul Gardner August 6, 1997 - April 15, 2003  
 Brent Peterson August 6, 1997 - April 15, 2003 (assistant) June 19, 1998 - June 19, 2003 (associate) June 19, 2003 - June 26, 2011 (assistant) June 19, 2003 - June 15, 2011 (associate) June 15, 2011 - May 21, 2013  
 Peter Horachek June 9, 2011 - June 27, 2014  
 Lane Lambert June 9, 2011 - June 27, 2014  
 Phil Housley May 21, 2013 -  
 Kevin McCarthy May 6, 2014 -

### Captains

Tom Fitzgerald July 6, 1998 - March 13, 2002  
 Greg Johnson October 8, 2002 - June 30, 2006  
 Scott Walker January 12, 2003 - January 27, 2003  
 Kimmo Timonen October 3, 2006 - June 18, 2007  
 Jason Arnott September 12, 2007 - June 19, 2010  
 Shea Weber July 8, 2010 -

# TEAM HISTORY & RECORDS

## AWARD WINNERS



### NHL Foundation Award

Recognizes an NHL player who applies the core values of hockey - commitment, perseverance and teamwork - to enrich the lives of people in his community.

2012 Mike Fisher

### Bill Masterton Memorial Trophy

Given to the player who best exemplifies the qualities of perseverance, sportsmanship and dedication to hockey.

2009 Steve Sullivan

### Lester Patrick Award

For outstanding service to hockey in the United States

2001 David Poile

### NHL Player of the Week

12/27/99-1/2/00 Tomas Vokoun

### NHL Defensive Player of the Week

11/24/03-11/30/03 Tomas Vokoun

11/28/05-12/4/05 Tomas Vokoun

3/13/06-3/19/06 Tomas Vokoun

### NHL Offensive Player of the Week

12/22/03-12/28/03 Scott Walker

2/16/04-2/22/04 Steve Sullivan

10/10/05-10/16/05 Steve Sullivan

### NHL Rookie of the Month

February, 2009 Pekka Rinne

November, 2013 Marek Mazanec

### NHL Three Stars of the Month

January, 2008 J-P Dumont 2nd Star

October, 2008 Shea Weber 3rd Star

January, 2011 Pekka Rinne 3rd Star

March, 2011 Pekka Rinne 3rd Star

January, 2012 Pekka Rinne 3rd Star

### NHL Three Stars of the Week

12/11/06-12/17/06 Chris Mason 2nd Star

1/15/07-1/21/07 David Legwand 1st Star

10/3/07-10/7/07 Chris Mason 3rd Star

11/12/07-11/18/07 Martin Erat 3rd Star

12/17/07-12/23/07 Jason Arnott 3rd Star

3/24/08-3/30/08 Dan Ellis 2nd Star

11/10/08-11/16/08 Dan Ellis 3rd Star

12/1-12/7/08 Pekka Rinne 1st Star

10/26-11/1/09 Pekka Rinne 2nd Star

12/14-12/20/09 Patric Hornqvist 3rd Star

3/8-3/14/10 Pekka Rinne 3rd Star

3/15-3/21/10 Pekka Rinne 1st Star

12/12-12/18/11 Pekka Rinne 2nd Star

1/23-1/29/12 Pekka Rinne 2nd Star

3/12-3/18/12 Martin Erat 3rd Star

12/9-12/15/13 Carter Hutton 3rd Star

### Sporting News NHL Executive of the Year

2006-07 David Poile

### Sporting News NHL Coach of the Year

2006-07 Barry Trotz

### NHL All-Star Teams

**First Team** 2011 Shea Weber

2012 Shea Weber

**Second Team** 2011 Pekka Rinne

2014 Shea Weber

### NHL Award Finalists

#### NHL General Manager of the Year

2010 David Poile

2011 David Poile

2012 David Poile

#### Jack Adams Award

Presented to the head coach who has contributed the most to his team's success.

2010 Barry Trotz

2011 Barry Trotz

#### Vezina Trophy

Awarded to the goalkeeper adjudged to be the best at his position.

2011 Pekka Rinne

2012 Pekka Rinne

#### Norris Trophy

Awarded to the defensive player who demonstrates throughout the season the greatest all-around ability in the position.

2011 Shea Weber

2012 Shea Weber

2014 Shea Weber

# TEAM HISTORY & RECORDS

## OLYMPIANS

### PREDATORS ORGANIZATION OLYMPIC REPRESENTATIVES

| YEAR | SITE           | PLAYER            | COUNTRY        | RESULT  | GP | G | A | PTS | PIM |
|------|----------------|-------------------|----------------|---------|----|---|---|-----|-----|
| 2002 | Salt Lake City | Richard Lintner   | Slovakia       | 13th    | 4  | 1 | 1 | 2   | 0   |
| 2002 | Salt Lake City | Oliver Setzinger  | Austria        | 12th    | 4  | 1 | 0 | 1   | 2   |
| 2002 | Salt Lake City | Karlis Skrastins  | Latvia         | Ninth   | 1  | 0 | 0 | 0   | 0   |
| 2002 | Salt Lake City | Kimmo Timonen     | Finland        | Sixth   | 4  | 0 | 1 | 1   | 2   |
| 2006 | Torino         | Martin Erat       | Czech Republic | Bronze  | 8  | 1 | 1 | 2   | 4   |
| 2006 | Torino         | Jukka Hentunen    | Finland        | Silver  | 8  | 0 | 0 | 0   | 2   |
| 2006 | Torino         | Danny Markov      | Russia         | Fourth  | 8  | 0 | 2 | 2   | 4   |
| 2006 | Torino         | Alexander Sulzer  | Germany        | 10th    | 5  | 0 | 1 | 1   | 2   |
| 2006 | Torino         | Kimmo Timonen     | Finland        | Silver  | 8  | 1 | 4 | 5   | 2   |
| 2006 | Torino         | Marek Zidlicky    | Czech Republic | Bronze  | 7  | 4 | 1 | 5   | 16  |
| 2010 | Vancouver      | Martin Erat       | Czech Republic | Seventh | 5  | 0 | 1 | 1   | 2   |
| 2010 | Vancouver      | Marcel Goc        | Germany        | 11th    | 4  | 2 | 1 | 3   | 0   |
| 2010 | Vancouver      | Patric Hornqvist  | Sweden         | Fifth   | 4  | 1 | 0 | 1   | 4   |
| 2010 | Vancouver      | Alexander Radulov | Russia         | Sixth   | 4  | 1 | 1 | 2   | 4   |
| 2010 | Vancouver      | Alexander Sulzer  | Germany        | 11th    | 4  | 0 | 0 | 0   | 4   |
| 2010 | Vancouver      | Ryan Suter        | United States  | Silver  | 6  | 0 | 4 | 4   | 2   |
| 2010 | Vancouver      | Shea Weber        | Canada         | Gold    | 7  | 2 | 4 | 6   | 2   |
| 2014 | Sochi          | Roman Josi        | Switzerland    | Ninth   | 4  | 0 | 0 | 0   | 0   |
| 2014 | Sochi          | Simon Moser       | Switzerland    | Ninth   | 4  | 1 | 0 | 1   | 2   |
| 2014 | Sochi          | Alexander Radulov | Russia         | Fifth   | 5  | 3 | 3 | 6   | 4   |
| 2014 | Sochi          | Shea Weber        | Canada         | Gold    | 6  | 3 | 3 | 6   | 0   |

\*\* Predators General Manager David Poile served as General Manager for Team USA at the 2014 Olympics, and as Associate General Manager at the 2010 Olympics.

### GOALIES

| YEAR | SITE           | PLAYER       | COUNTRY        | RESULT | GP | MIN | REC | GA | SA  | GAA  | SV%   |
|------|----------------|--------------|----------------|--------|----|-----|-----|----|-----|------|-------|
| 2002 | Salt Lake City | Jan Lasak    | Slovakia       | 13th   | 2  | 94  | --  | 6  | 38  | 3.81 | .864  |
| 2002 | Salt Lake City | Mike Dunham  | United States  | Silver | 1  | 60  | --  | 0  | 23  | 0.00 | 1.000 |
| 2006 | Torino         | Tomas Vokoun | Czech Republic | Bronze | 7  | 342 | 3-4 | 14 | 136 | 2.46 | .897  |



# TEAM HISTORY & RECORDS

## ALL-TIME LEADERBOARD

| CAREER        |     | SINGLE SEASON |    |
|---------------|-----|---------------|----|
| GAMES PLAYED  |     | GAMES PLAYED  |    |
| David Legwand | 956 | 38 tied with  | 82 |
| Martin Erat   | 723 |               |    |
| Shea Weber    | 607 |               |    |
| Kimmo Timonen | 573 |               |    |
| Ryan Suter    | 542 |               |    |

| GOALS            |     | GOALS            |            |
|------------------|-----|------------------|------------|
| David Legwand    | 210 | Jason Arnott     | 2008-09 33 |
| Martin Erat      | 163 | Paul Kariya      | 2005-06 31 |
| Shea Weber       | 131 | Steve Sullivan   | 2005-06 31 |
| Jason Arnott     | 107 | Patric Hornqvist | 2009-10 30 |
| Patric Hornqvist | 106 | J-P Dumont       | 2007-08 29 |

| ASSISTS       |     | ASSISTS      |            |
|---------------|-----|--------------|------------|
| David Legwand | 356 | Paul Kariya  | 2005-06 54 |
| Martin Erat   | 318 | Paul Kariya  | 2006-07 52 |
| Kimmo Timonen | 222 | J-P Dumont   | 2008-09 49 |
| Shea Weber    | 216 | J-P Dumont   | 2006-07 45 |
| Ryan Suter    | 200 | Jason Arnott | 2007-08 44 |

| POINTS        |     | POINTS         |            |
|---------------|-----|----------------|------------|
| David Legwand | 566 | Paul Kariya    | 2005-06 85 |
| Martin Erat   | 481 | Paul Kariya    | 2006-07 76 |
| Shea Weber    | 347 | J-P Dumont     | 2007-08 72 |
| Kimmo Timonen | 301 | Jason Arnott   | 2007-08 72 |
| J-P Dumont    | 267 | Steve Sullivan | 2005-06 68 |

| PENALTY MINUTES |     | PENALTY MINUTES  |             |
|-----------------|-----|------------------|-------------|
| Jordin Tootoo   | 725 | Patrick Cote     | 1998-99 242 |
| Scott Hartnell  | 544 | Denny Lambert    | 1998-99 218 |
| David Legwand   | 474 | Rich Clune       | 2013-14 166 |
| Shea Weber      | 469 | Darcy Hordichuk  | 2005-06 163 |
| Scott Walker    | 465 | Drake Berehowsky | 1998-99 140 |

### GOALTENDING

| CAREER       |     | SINGLE SEASON |            |
|--------------|-----|---------------|------------|
| GAMES PLAYED |     | GAMES PLAYED  |            |
| Tomas Vokoun | 383 | Pekka Rinne   | 2011-12 73 |
| Pekka Rinne  | 317 | Tomas Vokoun  | 2003-04 73 |
| Mike Dunham  | 217 | Tomas Vokoun  | 2002-03 69 |
| Chris Mason  | 146 | Pekka Rinne   | 2010-11 64 |
| Dan Ellis    | 110 | Tomas Vokoun  | 2005-06 61 |

| MINUTES      |       | MINUTES      |              |
|--------------|-------|--------------|--------------|
| Tomas Vokoun | 21788 | Tomas Vokoun | 2003-04 4221 |
| Pekka Rinne  | 18106 | Pekka Rinne  | 2011-12 4169 |
| Mike Dunham  | 12495 | Tomas Vokoun | 2002-03 3974 |
| Chris Mason  | 7599  | Pekka Rinne  | 2010-11 3789 |
| Dan Ellis    | 5908  | Tomas Vokoun | 2005-06 3601 |

| SHUTOUTS     |    | SHUTOUTS    |           |
|--------------|----|-------------|-----------|
| Pekka Rinne  | 32 | Pekka Rinne | 2009-10 7 |
| Tomas Vokoun | 21 | Pekka Rinne | 2008-09 7 |
| Chris Mason  | 12 | Pekka Rinne | 2010-11 6 |
| Dan Ellis    | 10 | Dan Ellis   | 2007-08 6 |
| Mike Dunham  | 8  | Four tied   | 5         |

| GAA (min 52 GP) |      | GAA (min 26 GP) |              |
|-----------------|------|-----------------|--------------|
| Pekka Rinne     | 2.39 | Pekka Rinne     | 2010-11 .930 |
| Tomas Vokoun    | 2.54 | Chris Mason     | 2006-07 .925 |
| Dan Ellis       | 2.64 | Dan Ellis       | 2007-08 .924 |
| Chris Mason     | 2.68 | Pekka Rinne     | 2011-12 .923 |
| Mike Dunham     | 2.72 | Mike Dunham     | 2000-01 .923 |

| SAVE % (min 52 GP) |      | SAVE % (min 26 GP) |              |
|--------------------|------|--------------------|--------------|
| Pekka Rinne        | .920 | Pekka Rinne        | 2010-11 .930 |
| Tomas Vokoun       | .913 | Chris Mason        | 2006-07 .925 |
| Dan Ellis          | .912 | Dan Ellis          | 2007-08 .924 |
| Mike Dunham        | .910 | Pekka Rinne        | 2011-12 .923 |
| Chris Mason        | .910 | Mike Dunham        | 2000-01 .923 |

| WINS         |     | WINS         |            |
|--------------|-----|--------------|------------|
| Pekka Rinne  | 163 | Pekka Rinne  | 2011-12 43 |
| Tomas Vokoun | 161 | Tomas Vokoun | 2005-06 36 |
| Mike Dunham  | 81  | Tomas Vokoun | 2003-04 34 |
| Chris Mason  | 59  | Pekka Rinne  | 2010-11 33 |
| Dan Ellis    | 49  | Pekka Rinne  | 2009-10 32 |

| TIES         |    | TIES         |            |
|--------------|----|--------------|------------|
| Tomas Vokoun | 35 | Tomas Vokoun | 2002-03 11 |
| Mike Dunham  | 24 | Tomas Vokoun | 2003-04 10 |
| Chris Mason  | 1  | Mike Dunham  | 2001-02 9  |
|              |    | Mike Dunham  | 1999-00 6  |
|              |    | Tomas Vokoun | 2000-01 5  |



# TEAM HISTORY & RECORDS

## SEASON LEADERS

| Season  | Goals              | Assists | Points         | PIM |                    |    |                 |     |
|---------|--------------------|---------|----------------|-----|--------------------|----|-----------------|-----|
| 1998-99 | Sergei Krivokrasov | 25      | Cliff Ronning  | 35  | Cliff Ronning      | 53 | Patrick Cote    | 242 |
| 1999-00 | Cliff Ronning      | 26      | Cliff Ronning  | 36  | Cliff Ronning      | 62 | Bob Boughner    | 97  |
| 2000-01 | Scott Walker       | 25      | Cliff Ronning  | 43  | Cliff Ronning      | 62 | Cale Hulse      | 128 |
| 2001-02 | Denis Arhipov      | 20      | Cliff Ronning  | 31  | Cliff Ronning      | 49 | Cale Hulse      | 121 |
| 2002-03 | Andreas Johansson  | 20      | Kimmo Timonen  | 34  | David Legwand      | 48 | Cale Hulse      | 121 |
| 2003-04 | Scott Walker       | 25      | Scott Walker   | 42  | Scott Walker       | 67 | Jordin Tootoo   | 137 |
| 2005-06 | Kariya/Sullivan    | 31      | Paul Kariya    | 54  | Paul Kariya        | 85 | Darcy Hordichuk | 163 |
| 2006-07 | Arnott/Legwand     | 27      | Paul Kariya    | 52  | Paul Kariya        | 76 | Jordin Tootoo   | 116 |
| 2007-08 | J-P Dumont         | 29      | Jason Arnott   | 44  | Dumont/Arnott      | 72 | Jordin Tootoo   | 100 |
| 2008-09 | Jason Arnott       | 33      | J-P Dumont     | 49  | J-P Dumont         | 65 | Jordin Tootoo   | 124 |
| 2009-10 | Patric Hornqvist   | 30      | Steve Sullivan | 34  | Hornqvist/Sullivan | 51 | Wade Belak      | 58  |
| 2010-11 | Sergei Kostitsyn   | 23      | Ryan Suter     | 35  | Kostitsyn/Erat     | 50 | Shane O'Brien   | 83  |
| 2011-12 | Patric Hornqvist   | 27      | Erat/Suter     | 39  | Martin Erat        | 58 | Jordin Tootoo   | 92  |
| 2012-13 | David Legwand      | 12      | Shea Weber     | 19  | Shea Weber         | 28 | Rich Clune      | 113 |
| 2013-14 | Craig Smith        | 24      | Shea Weber     | 33  | Shea Weber         | 56 | Rich Clune      | 166 |

| Season  | PPG                | SHG | GWG               | Shots |                    |   |                  |     |
|---------|--------------------|-----|-------------------|-------|--------------------|---|------------------|-----|
| 1998-99 | Sergei Krivokrasov | 10  | Greg Johnson      | 3     | Sergei Krivokrasov | 6 | Cliff Ronning    | 239 |
| 1999-00 | Patric Kjellberg   | 9   | Tom Fitzgerald    | 3     | Three tied with    | 3 | Cliff Ronning    | 248 |
| 2000-01 | Scott Walker       | 9   | Scott Walker      | 3     | Four tied with     | 4 | Cliff Ronning    | 237 |
| 2001-02 | Andy Delmore       | 11  | Vitali Yachmenev  | 2     | Denis Arhipov      | 6 | Andy Delmore     | 175 |
| 2002-03 | Andy Delmore       | 14  | Legwand/Skrastins | 1     | Andy Delmore       | 6 | Scott Hartnell   | 221 |
| 2003-04 | Walker/Zidlicky    | 9   | Greg Johnson      | 4     | David Legwand      | 5 | Kimmo Timonen    | 180 |
| 2005-06 | Paul Kariya        | 14  | Johnson/Sullivan  | 4     | Scott Hartnell     | 8 | Paul Kariya      | 245 |
| 2006-07 | Jason Arnott       | 12  | Steve Sullivan    | 3     | David Legwand      | 7 | Paul Kariya      | 224 |
| 2007-08 | Jason Arnott       | 13  | Nicho/Smithson    | 2     | J-P Dumont         | 8 | Jason Arnott     | 248 |
| 2008-09 | Shea Weber         | 10  | David Legwand     | 3     | Jason Arnott       | 5 | Shea Weber       | 251 |
| 2009-10 | Patric Hornqvist   | 10  | Jerred Smithson   | 2     | Patric Hornqvist   | 8 | Patric Hornqvist | 275 |
| 2010-11 | Martin Erat        | 7   | David Legwand     | 2     | Patric Hornqvist   | 5 | Patric Hornqvist | 265 |
| 2011-12 | Shea Weber         | 10  | Shea Weber        | 2     | Mike Fisher        | 7 | Hornqvist/Weber  | 230 |
| 2012-13 | Patric Hornqvist   | 4   | Gabriel Bourque   | 1     | Three tied         | 2 | Shea Weber       | 124 |
| 2013-14 | Shea Weber         | 12  | Nystrom/Spaling   | 1     | Patric Hornqvist   | 6 | Patric Hornqvist | 248 |

| Season  | Shooting %        | Points (defenseman) | Plus-minus rating | Average time on ice |                  |     |                  |       |
|---------|-------------------|---------------------|-------------------|---------------------|------------------|-----|------------------|-------|
| 1998-99 | Andrew Brunette   | 16.9                | Jamie Heward      | 18                  | Rob Valicevic    | +4  | Joel Bouchard    | 22:34 |
| 1999-00 | Patric Kjellberg  | 17.8                | Kimmo Timonen     | 33                  | Vitali Yachmenev | +5  | Drake Berehowsky | 22:40 |
| 2000-01 | Scott Walker      | 15.7                | Kimmo Timonen     | 25                  | Mark Eaton       | +7  | Kimmo Timonen    | 23:11 |
| 2001-02 | Denis Arhipov     | 16.9                | Kimmo Timonen     | 42                  | Scott Hartnell   | +5  | Kimmo Timonen    | 24:12 |
| 2002-03 | Andreas Johansson | 16.1                | Kimmo Timonen     | 40                  | Jason York       | +13 | Kimmo Timonen    | 22:24 |
| 2003-04 | Scott Walker      | 15.9                | Marek Zidlicky    | 53                  | Mark Eaton       | +16 | Kimmo Timonen    | 23:52 |
| 2005-06 | Steve Sullivan    | 16.1                | Kimmo Timonen     | 50                  | Scottie Upshall  | +14 | Dan Hamhuis      | 22:33 |
| 2006-07 | Alexander Radulov | 18.8                | Kimmo Timonen     | 55                  | David Legwand    | +23 | Kimmo Timonen    | 21:50 |
| 2007-08 | J-P Dumont        | 15.1                | Marek Zidlicky    | 43                  | Jason Arnott     | +19 | Dan Hamhuis      | 22:43 |
| 2008-09 | Jason Arnott      | 16.8                | Shea Weber        | 53                  | Greg Zanon       | +8  | Ryan Suter       | 24:15 |
| 2009-10 | Jerred Smithson   | 16.7                | Shea Weber        | 43                  | Patric Hornqvist | +18 | Ryan Suter       | 23:58 |
| 2010-11 | Sergei Kostitsyn  | 24.7                | Shea Weber        | 48                  | Ryan Suter       | +20 | Shea Weber       | 25:19 |
| 2011-12 | Martin Erat       | 17.8                | Shea Weber        | 49                  | Shea Weber       | +21 | Ryan Suter       | 26:30 |
| 2012-13 | Colin Wilson      | 26.9                | Shea Weber        | 28                  | Bourque/Fisher   | +6  | Shea Weber       | 25:55 |
| 2013-14 | Nick Spaling      | 15.3                | Shea Weber        | 56                  | Craig Smith      | +16 | Shea Weber       | 26:54 |



# TEAM HISTORY & RECORDS

## SEASON LEADERS

| Season  | Hits             | Blocked Shots |                      |
|---------|------------------|---------------|----------------------|
| 1998-99 | Bob Boughner     | 233           | Drake Berehowsky     |
| 1999-00 | Bob Boughner     | 207           | Berehowsky/Skrastins |
| 2000-01 | Cale Hulse       | 232           | Karlis Skrastins     |
| 2001-02 | Karlis Skrastins | 161           | Karlis Skrastins     |
| 2005-06 | Darcy Hordichuk  | 150           | Mark Eaton           |
| 2006-07 | Shea Weber       | 165           | Greg Zanon           |
| 2007-08 | Dan Hamhuis      | 162           | Greg Zanon           |
| 2008-09 | Shea Weber       | 192           | Greg Zanon           |
| 2009-10 | Shea Weber       | 165           | Kevin Klein          |
| 2010-11 | Shea Weber       | 211           | Kevin Klein          |
| 2011-12 | Shea Weber       | 177           | Kevin Klein          |
| 2012-13 | Rich Clune       | 159           | Shea Weber           |
| 2013-14 | Shea Weber       | 169           | Shea Weber           |

\*Hits and blocked shots not kept during the 2002-03 and 2003-04 seasons

| Season  | GAA (min. 26 games) | Wins |               | Save % (min. 26 games) |               |
|---------|---------------------|------|---------------|------------------------|---------------|
| 1998-99 | Tomas Vokoun        | 2.95 | Mike Dunham   | 16                     | Dunham/Vokoun |
| 1999-00 | Tomas Vokoun        | 2.78 | Mike Dunham   | 19                     | Mike Dunham   |
| 2000-01 | Mike Dunham         | 2.28 | Mike Dunham   | 21                     | Mike Dunham   |
| 2001-02 | Mike Dunham         | 2.61 | Mike Dunham   | 23                     | Mike Dunham   |
| 2002-03 | Tomas Vokoun        | 2.20 | Tomas Vokoun  | 25                     | Tomas Vokoun  |
| 2003-04 | Tomas Vokoun        | 2.53 | Tomas Vokoun  | 34                     | Tomas Vokoun  |
| 2005-06 | Tomas Vokoun        | 2.67 | Tomas Vokoun  | 36                     | Tomas Vokoun  |
| 2006-07 | Chris Mason         | 2.38 | Tomas Vokoun  | 27                     | Chris Mason   |
| 2007-08 | Dan Ellis           | 2.34 | Dan Ellis     | 23                     | Dan Ellis     |
| 2008-09 | Pekka Rinne         | 2.38 | Pekka Rinne   | 29                     | Pekka Rinne   |
| 2009-10 | Pekka Rinne         | 2.53 | Pekka Rinne   | 32                     | Pekka Rinne   |
| 2010-11 | Pekka Rinne         | 2.12 | Pekka Rinne   | 33                     | Pekka Rinne   |
| 2011-12 | Pekka Rinne         | 2.39 | Pekka Rinne   | 43                     | Pekka Rinne   |
| 2012-13 | Pekka Rinne         | 2.43 | Pekka Rinne   | 15                     | Pekka Rinne   |
| 2013-14 | Carter Hutton       | 2.62 | Carter Hutton | 20                     | Carter Hutton |



# TEAM HISTORY & RECORDS

## MULTI-POINT/MULTI-GOAL GAMES

### PREDATORS ALL-TIME MULTIPLE-POINT GAMES

| PLAYER         | 2PT | 3PT | 4PT | 5PT | TOTAL |
|----------------|-----|-----|-----|-----|-------|
| David Legwand  | 97  | 20  | 2   | 0   | 119   |
| Martin Erat    | 87  | 20  | 3   | 0   | 110   |
| Shea Weber     | 60  | 8   | 1   | 0   | 69    |
| Steve Sullivan | 42  | 17  | 3   | 0   | 62    |
| Kimmo Timonen  | 55  | 4   | 1   | 0   | 60    |
| J-P Dumont     | 42  | 12  | 2   | 1   | 57    |

### SINGLE-SEASON LEADERS

| 2PT                      |    | 3PT                        |   |
|--------------------------|----|----------------------------|---|
| Paul Kariya (2005-06)    | 19 | Steve Sullivan (2006-07)   | 6 |
| Steve Sullivan (2005-06) | 16 | Patric Hornqvist (2009-10) | 5 |
| Martin Erat (2011-12)    | 15 | Paul Kariya (2006-07)      | 5 |
| Jason Arnott (2007-08)   | 15 | Paul Kariya (2005-06)      | 5 |
| Paul Kariya (2006-07)    | 15 | David Legwand (2006-07)    | 5 |
| Shea Weber (2013-14)     | 14 | Scott Walker (2003-04)     | 5 |
| J-P Dumont (2007-08)     | 14 | Marek Zidlicky (2005-06)   | 5 |

| 4PT                      |   | TOTAL                    |    |
|--------------------------|---|--------------------------|----|
| Matt Cullen (2013-14)    | 2 | Paul Kariya (2005-06)    | 25 |
| Steve Sullivan (2003-04) | 2 | Paul Kariya (2006-07)    | 21 |
| 30 tied with             | 1 | Steve Sullivan (2005-06) | 20 |

| 5PT                      |   | TOTAL                    |    |
|--------------------------|---|--------------------------|----|
| Dan Hamhuis (2003-04)    | 1 | J-P Dumont (2007-08)     | 18 |
| Marek Zidlicky (2003-04) | 1 | Martin Erat (2011-12)    | 17 |
| J-P Dumont (2009-10)     | 1 | Jason Arnott (2007-08)   | 17 |
|                          |   | Steve Sullivan (2006-07) | 17 |

### PREDATORS ALL-TIME MULTIPLE-GOAL GAMES

| PLAYER           | 2G | 3G | TOTAL |
|------------------|----|----|-------|
| David Legwand    | 23 | 2  | 25    |
| Jason Arnott     | 14 | 2  | 16    |
| Patric Hornqvist | 14 | 0  | 14    |
| Scott Walker     | 11 | 2  | 13    |
| Shea Weber       | 12 | 0  | 12    |
| Steve Sullivan   | 9  | 4  | 12    |

### SINGLE-SEASON LEADERS

| 2G                         |   | 3G                     |   | TOTAL                      |   |
|----------------------------|---|------------------------|---|----------------------------|---|
| Craig Smith (2013-14)      | 5 | 21 tied with           | 1 | Jason Arnott (2008-09)     | 6 |
| Patric Hornqvist (2009-10) | 5 |                        |   | Paul Kariya (2005-06)      | 6 |
| Jason Arnott (2008-09)     | 5 | <b>4G</b>              |   | Craig Smith (2013-14)      | 5 |
| Jason Arnott (2006-07)     | 5 | Eric Nystrom (2013-14) | 1 | Patric Hornqvist (2009-10) | 5 |
| Scott Hartnell (2006-07)   | 5 |                        |   | Jason Arnott (2006-07)     | 5 |
| Paul Kariya (2005-06)      | 5 |                        |   | Scott Hartnell (2006-07)   | 5 |
| Eight tied with            | 4 |                        |   | David Legwand (2006-07)    | 5 |
|                            |   |                        |   | Steve Sullivan (2005-06)   | 5 |

# TEAM HISTORY & RECORDS

## 1998-99 FINAL SCORING

### RESULTS

| GM# | Date    | OPP  | Score    | Result | GF  | GA  |
|-----|---------|------|----------|--------|-----|-----|
| 1   | Oct. 10 | FLA  | 0-1      | L      | 0   | 1   |
| 2   | Oct. 13 | CAR  | 3-2      | W      | 3   | 3   |
| 3   | Oct. 17 | @OTT | 1-3      | L      | 4   | 6   |
| 4   | Oct. 19 | @TOR | 2-2 (OT) | T      | 6   | 8   |
| 5   | Oct. 21 | @DET | 2-5      | L      | 8   | 13  |
| 6   | Oct. 23 | CGY  | 3-4      | L      | 11  | 17  |
| 7   | Oct. 24 | @CHI | 4-5      | L      | 15  | 22  |
| 8   | Oct. 27 | VAN  | 5-4      | W      | 20  | 26  |
| 9   | Oct. 31 | COL  | 3-2      | W      | 23  | 28  |
| 10  | Nov. 4  | @EDM | 2-3      | L      | 25  | 31  |
| 11  | Nov. 6  | @CGY | 2-1      | W      | 27  | 32  |
| 12  | Nov. 7  | @VAN | 3-5      | L      | 30  | 37  |
| 13  | Nov. 10 | @S.J | 4-2      | W      | 34  | 39  |
| 14  | Nov. 12 | @LA  | 3-1      | W      | 37  | 40  |
| 15  | Nov. 14 | @STL | 1-5      | L      | 38  | 45  |
| 16  | Nov. 17 | CHI  | 1-2      | L      | 39  | 47  |
| 17  | Nov. 19 | STL  | 3-2      | W      | 42  | 49  |
| 18  | Nov. 21 | NYI  | 3-6      | L      | 45  | 55  |
| 19  | Nov. 24 | @STL | 0-4      | L      | 45  | 59  |
| 20  | Nov. 25 | CGY  | 4-3      | W      | 49  | 62  |
| 21  | Nov. 27 | ANA  | 3-1      | W      | 52  | 63  |
| 22  | Nov. 29 | @NYR | 1-5      | L      | 53  | 68  |
| 23  | Dec. 1  | OTT  | 1-3      | L      | 54  | 71  |
| 24  | Dec. 5  | BUF  | 1-3      | L      | 55  | 74  |
| 25  | Dec. 8  | EDM  | 3-3 (OT) | T      | 58  | 77  |
| 26  | Dec. 10 | S.J  | 2-1      | W      | 60  | 78  |
| 27  | Dec. 12 | MTL  | 2-2 (OT) | T      | 62  | 80  |
| 28  | Dec. 16 | @ANA | 1-6      | L      | 63  | 86  |
| 29  | Dec. 17 | @S.J | 1-3      | L      | 64  | 89  |
| 30  | Dec. 19 | @VAN | 6-4      | W      | 70  | 93  |
| 31  | Dec. 23 | DET  | 5-3      | W      | 75  | 96  |
| 32  | Dec. 26 | WSH  | 3-1      | W      | 78  | 97  |
| 33  | Dec. 28 | @DAL | 0-1      | L      | 78  | 98  |
| 34  | Dec. 30 | BOS  | 2-5      | L      | 80  | 103 |
| 35  | Jan. 1  | STL  | 5-6      | L      | 85  | 109 |
| 36  | Jan. 2  | @CAR | 1-4      | L      | 86  | 113 |
| 37  | Jan. 4  | ANA  | 2-1      | W      | 88  | 114 |
| 38  | Jan. 7  | S.J  | 3-4      | L      | 91  | 118 |
| 39  | Jan. 9  | CHI  | 3-3 (OT) | T      | 94  | 121 |
| 40  | Jan. 11 | @PHI | 0-8      | L      | 94  | 129 |
| 41  | Jan. 14 | @DET | 1-2 (OT) | L      | 95  | 131 |
| 42  | Jan. 15 | PHX  | 2-0      | W      | 97  | 131 |
| 43  | Jan. 18 | @BOS | 1-8      | L      | 98  | 139 |
| 44  | Jan. 19 | VAN  | 4-1      | W      | 102 | 140 |
| 45  | Jan. 21 | T.B  | 2-3      | L      | 104 | 143 |
| 46  | Jan. 26 | DET  | 1-4      | L      | 105 | 147 |
| 47  | Jan. 28 | @BUF | 4-2      | W      | 109 | 149 |
| 48  | Jan. 30 | @N.J | 3-2 (OT) | W      | 112 | 151 |
| 49  | Jan. 31 | PHX  | 1-5      | L      | 113 | 156 |
| 50  | Feb. 4  | @CGY | 2-2 (OT) | T      | 115 | 158 |
| 51  | Feb. 5  | @EDM | 2-4      | L      | 117 | 162 |
| 52  | Feb. 9  | DET  | 2-5      | L      | 119 | 167 |
| 53  | Feb. 12 | @NYI | 2-1      | W      | 121 | 168 |
| 54  | Feb. 13 | PIT  | 2-3      | L      | 123 | 171 |
| 55  | Feb. 15 | NYR  | 4-7      | L      | 127 | 178 |
| 56  | Feb. 19 | COL  | 4-4 (OT) | T      | 131 | 182 |
| 57  | Feb. 20 | @STL | 4-3      | W      | 135 | 185 |
| 58  | Feb. 23 | DAL  | 3-4      | L      | 138 | 189 |
| 59  | Feb. 24 | @DAL | 2-1      | W      | 140 | 190 |
| 60  | Feb. 27 | @COL | 1-3      | L      | 141 | 193 |
| 61  | Mar. 2  | STL  | 1-5      | L      | 142 | 198 |
| 62  | Mar. 4  | @LA  | 4-3      | W      | 146 | 201 |
| 63  | Mar. 5  | @ANA | 2-3      | L      | 148 | 204 |
| 64  | Mar. 7  | @PHX | 3-4      | L      | 151 | 208 |
| 65  | Mar. 10 | @CHI | 2-5      | L      | 153 | 213 |
| 66  | Mar. 12 | CHI  | 5-3      | W      | 158 | 216 |
| 67  | Mar. 14 | EDM  | 3-1      | W      | 161 | 217 |
| 68  | Mar. 16 | CGY  | 2-4      | L      | 163 | 221 |
| 69  | Mar. 18 | @MTL | 2-3      | L      | 165 | 224 |
| 70  | Mar. 20 | @PIT | 1-1 (OT) | T      | 166 | 225 |
| 71  | Mar. 24 | @T.B | 3-0      | W      | 169 | 225 |
| 72  | Mar. 26 | @FLA | 1-4      | L      | 170 | 229 |
| 73  | Mar. 28 | DAL  | 0-3      | L      | 170 | 232 |
| 74  | Mar. 30 | @WSH | 3-2      | W      | 173 | 234 |
| 75  | Apr. 1  | PHI  | 1-2      | L      | 174 | 236 |
| 76  | Apr. 3  | LA   | 3-2      | W      | 177 | 238 |
| 77  | Apr. 7  | @COL | 1-4      | L      | 178 | 242 |
| 78  | Apr. 9  | @PHX | 4-3      | W      | 182 | 245 |
| 79  | Apr. 12 | LA   | 3-4      | L      | 185 | 249 |
| 80  | Apr. 14 | @DET | 2-4      | L      | 187 | 253 |
| 81  | Apr. 15 | @CHI | 2-4      | L      | 189 | 257 |
| 82  | Apr. 17 | N.J  | 1-4      | L      | 190 | 261 |

Record: 28-47-7

General Manager: David Poile

Head Coach: Barry Trotz

Assistant Coaches: Paul Gardner & Brent Peterson

Captain: Tom Fitzgerald

| PLAYER              | GP    | G  | A  | PTS | PIM |     |
|---------------------|-------|----|----|-----|-----|-----|
| Cliff Ronning       | PHX   | 7  | 2  | 5   | 7   | 2   |
|                     | NSH   | 72 | 18 | 35  | 53  | 40  |
|                     | Total | 79 | 20 | 40  | 60  | 42  |
| Greg Johnson        |       | 68 | 16 | 34  | 50  | 24  |
| Sergei Krivokrasov  |       | 70 | 25 | 23  | 48  | 42  |
| Sebastien Bordeleau |       | 72 | 16 | 24  | 40  | 26  |
| Scott Walker        |       | 71 | 15 | 25  | 40  | 103 |
| Tom Fitzgerald      |       | 80 | 13 | 19  | 32  | 48  |
| Patric Kjellberg    |       | 71 | 11 | 20  | 31  | 24  |
| Andrew Brunette     |       | 77 | 11 | 20  | 31  | 26  |
| Jamie Heward        |       | 63 | 6  | 12  | 18  | 44  |
| Vitali Yachmenev    |       | 55 | 7  | 10  | 17  | 10  |
| Drake Berehowsky    |       | 74 | 2  | 15  | 17  | 140 |
| Denny Lambert       |       | 76 | 5  | 11  | 16  | 218 |
| Joel Bouchard       |       | 64 | 4  | 11  | 15  | 60  |
| Blair Atcheynum     | NSH   | 53 | 8  | 6   | 14  | 16  |
| John Slaney         |       | 46 | 2  | 12  | 14  | 14  |
| Bob Boughner        |       | 79 | 3  | 10  | 13  | 137 |
| Kimmo Timonen       |       | 50 | 4  | 8   | 12  | 30  |
| Jan Vopat           |       | 55 | 5  | 6   | 11  | 28  |
| Ville Peltonen      |       | 14 | 5  | 5   | 10  | 2   |
| Darren Turcotte     |       | 40 | 4  | 5   | 9   | 16  |
| Robert Valicevic    |       | 19 | 4  | 2   | 6   | 2   |
| Mark Mowers         |       | 30 | 0  | 6   | 6   | 4   |
| J.J. Daigneault     | NSH   | 35 | 2  | 2   | 4   | 38  |
| Jeff Daniels        |       | 9  | 1  | 3   | 4   | 2   |
| Jeff Nelson         |       | 9  | 2  | 1   | 3   | 2   |
| Patrick Cote        |       | 70 | 1  | 2   | 3   | 242 |
| Jay More            |       | 18 | 0  | 2   | 2   | 18  |
| Doug Friedman       |       | 2  | 0  | 1   | 1   | 14  |
| Karlis Skrastins    |       | 2  | 0  | 1   | 1   | 0   |
| Tomas Vokoun        |       | 37 | 0  | 1   | 1   | 6   |
| Dan Keczmer         | DAL   | 22 | 0  | 1   | 1   | 22  |
|                     | NSH   | 16 | 0  | 0   | 0   | 12  |
|                     | Total | 38 | 0  | 1   | 1   | 34  |
| David Legwand       |       | 1  | 0  | 0   | 0   | 0   |
| Matt Henderson      |       | 2  | 0  | 0   | 0   | 2   |
| Petr Sykora         |       | 2  | 0  | 0   | 0   | 0   |
| Rob Zettler         |       | 2  | 0  | 0   | 0   | 2   |
| Chris Mason         |       | 3  | 0  | 0   | 0   | 0   |
| Brad Smyth          |       | 3  | 0  | 0   | 0   | 6   |
| Greg de Vries       | NSH   | 6  | 0  | 0   | 0   | 4   |
| Eric Fichaud        |       | 9  | 0  | 0   | 0   | 0   |
| Mike Dunham         |       | 44 | 0  | 0   | 0   | 4   |

### GOALTENDING

|                   | GPI       | MINS        | AVG         | W         | L         | T        | SO       | GA         | SA          | SV%         | G        | A        | PIM       |
|-------------------|-----------|-------------|-------------|-----------|-----------|----------|----------|------------|-------------|-------------|----------|----------|-----------|
| Tomas Vokoun      | 37        | 1954        | 2.95        | 12        | 18        | 4        | 1        | 96         | 1041        | .908        | 0        | 1        | 6         |
| Mike Dunham       | 44        | 2472        | 3.08        | 16        | 23        | 3        | 1        | 127        | 1387        | .908        | 0        | 0        | 4         |
| Eric Fichaud      | 9         | 447         | 3.22        | 0         | 6         | 0        | 0        | 24         | 229         | .895        | 0        | 0        | 0         |
| Chris Mason       | 3         | 69          | 5.22        | 0         | 0         | 0        | 0        | 6          | 44          | .864        | 0        | 0        | 0         |
| <b>NSH TOTALS</b> | <b>82</b> | <b>4964</b> | <b>3.15</b> | <b>28</b> | <b>47</b> | <b>7</b> | <b>2</b> | <b>261</b> | <b>2709</b> | <b>.904</b> | <b>0</b> | <b>1</b> | <b>10</b> |

# TEAM HISTORY & RECORDS

## 1999-00 FINAL SCORING

Record: 28-40-7-7

General Manager: David Poile

Head Coach: Barry Trotz

Assistant Coaches: Paul Gardner & Brent Peterson

Captain: Tom Fitzgerald

| PLAYER                 | GP | G  | A  | PTS | PIM |
|------------------------|----|----|----|-----|-----|
| Cliff Ronning          | 82 | 26 | 36 | 62  | 34  |
| Patric Kjellberg       | 82 | 23 | 23 | 46  | 14  |
| Greg Johnson           | 82 | 11 | 33 | 44  | 40  |
| Kimmo Timonen          | 51 | 8  | 25 | 33  | 26  |
| Vitali Yachmenev       | 68 | 16 | 16 | 32  | 12  |
| Drake Berehowsky       | 79 | 12 | 20 | 32  | 87  |
| David Legwand          | 71 | 13 | 15 | 28  | 30  |
| Scott Walker           | 69 | 7  | 21 | 28  | 90  |
| Ville Peltonen         | 79 | 6  | 22 | 28  | 22  |
| Sergei Krivokrasov NSH | 63 | 9  | 17 | 26  | 40  |
| Robert Valicevic       | 80 | 14 | 11 | 25  | 21  |
| Randy Robitaille       | 69 | 11 | 14 | 25  | 10  |
| Sebastien Bordeleau    | 60 | 10 | 13 | 23  | 30  |
| Tom Fitzgerald         | 82 | 13 | 9  | 22  | 66  |
| Bill Houlder T.B       | 14 | 1  | 2  | 3   | 2   |
| NSH                    | 57 | 2  | 12 | 14  | 24  |
| Total                  | 71 | 3  | 14 | 17  | 26  |
| Craig Millar           | 57 | 3  | 11 | 14  | 28  |
| Karlis Skrastins       | 59 | 5  | 6  | 11  | 20  |
| Mark Mowers            | 41 | 4  | 5  | 9   | 10  |
| Bob Boughner NSH       | 62 | 2  | 4  | 6   | 97  |
| Richard Lintner        | 33 | 1  | 5  | 6   | 22  |
| Joel Bouchard NSH      | 52 | 1  | 4  | 5   | 23  |
| Dan Keczmer            | 24 | 0  | 5  | 5   | 28  |
| David Gosselin         | 10 | 2  | 1  | 3   | 6   |
| Niklas Andersson NSH   | 7  | 0  | 1  | 1   | 0   |
| Darren Turcotte        | 9  | 0  | 1  | 1   | 4   |
| Tomas Vokoun           | 33 | 0  | 1  | 1   | 8   |
| Bubba Berenzweig       | 2  | 0  | 0  | 0   | 0   |
| Alexandre Boikov       | 2  | 0  | 0  | 0   | 2   |
| John Namestnikov       | 2  | 0  | 0  | 0   | 2   |
| Marian Cisar           | 3  | 0  | 0  | 0   | 4   |
| Phil Crowe             | 4  | 0  | 0  | 0   | 10  |
| Jan Vopat              | 6  | 0  | 0  | 0   | 6   |
| Marc Moro              | 8  | 0  | 0  | 0   | 40  |
| Patrick Cote           | 21 | 0  | 0  | 0   | 70  |
| Mike Dunham            | 52 | 0  | 0  | 0   | 6   |

### GOALTENDING

|                   | GPI       | MINS        | AVG         | W         | L         | T        | SO       | GA         | SA          | SV%         | G        | A        | PIM       |
|-------------------|-----------|-------------|-------------|-----------|-----------|----------|----------|------------|-------------|-------------|----------|----------|-----------|
| Tomas Vokoun      | 33        | 1879        | 2.78        | 9         | 20        | 1        | 1        | 87         | 908         | .904        | 0        | 1        | 8         |
| Mike Dunham       | 52        | 3077        | 2.85        | 19        | 27        | 6        | 0        | 146        | 1584        | .908        | 0        | 0        | 6         |
| <b>NSH TOTALS</b> | <b>82</b> | <b>4986</b> | <b>2.89</b> | <b>28</b> | <b>47</b> | <b>7</b> | <b>1</b> | <b>240</b> | <b>2499</b> | <b>.904</b> | <b>0</b> | <b>1</b> | <b>14</b> |

### RESULTS

| GM# | Date    | OPP  | Score    | Result | GF  | GA  |
|-----|---------|------|----------|--------|-----|-----|
| 1   | Oct. 2  | LA   | 0-2      | L      | 0   | 2   |
| 2   | Oct. 5  | COL  | 2-3      | L      | 2   | 5   |
| 3   | Oct. 10 | @CHI | 3-3 (OT) | T      | 5   | 8   |
| 4   | Oct. 11 | @TOR | 4-2      | W      | 9   | 10  |
| 5   | Oct. 14 | S.J  | 1-5      | L      | 10  | 15  |
| 6   | Oct. 16 | DAL  | 3-2      | W      | 13  | 17  |
| 7   | Oct. 20 | @BUF | 4-3      | W      | 17  | 20  |
| 8   | Oct. 23 | EDM  | 4-3      | W      | 21  | 23  |
| 9   | Oct. 28 | @S.J | 2-3      | L      | 23  | 26  |
| 10  | Oct. 30 | @VAN | 1-4      | L      | 24  | 30  |
| 11  | Oct. 31 | @EDM | 2-4      | L      | 26  | 34  |
| 12  | Nov. 3  | @CGY | 4-5 (OT) | OTL    | 30  | 39  |
| 13  | Nov. 5  | CHI  | 1-3      | L      | 31  | 42  |
| 14  | Nov. 10 | @CHI | 4-2      | W      | 35  | 44  |
| 15  | Nov. 11 | @OTT | 2-1      | W      | 37  | 45  |
| 16  | Nov. 13 | @PIT | 2-6      | L      | 39  | 51  |
| 17  | Nov. 18 | MTL  | 6-1      | W      | 45  | 52  |
| 18  | Nov. 20 | VAN  | 1-3      | L      | 46  | 55  |
| 19  | Nov. 22 | @STL | 2-3 (OT) | OTL    | 48  | 58  |
| 20  | Nov. 24 | BOS  | 2-5      | L      | 50  | 63  |
| 21  | Nov. 26 | @WSH | 0-1      | L      | 50  | 64  |
| 22  | Nov. 27 | ANA  | 3-4      | L      | 53  | 68  |
| 23  | Nov. 30 | PHX  | 3-6      | L      | 56  | 74  |
| 24  | Dec. 2  | @STL | 1-3      | L      | 57  | 77  |
| 25  | Dec. 4  | DET  | 4-1      | W      | 61  | 78  |
| 26  | Dec. 6  | @ATL | 4-3 (OT) | W      | 65  | 81  |
| 27  | Dec. 8  | @DET | 3-6      | L      | 68  | 87  |
| 28  | Dec. 10 | STL  | 2-4      | L      | 70  | 91  |
| 29  | Dec. 11 | FLA  | 2-4      | L      | 72  | 95  |
| 30  | Dec. 14 | @TB  | 4-4 (OT) | T      | 76  | 99  |
| 31  | Dec. 15 | @FLA | 2-3      | L      | 78  | 102 |
| 32  | Dec. 18 | COL  | 2-2 (OT) | T      | 80  | 104 |
| 33  | Dec. 19 | @PHI | 1-1 (OT) | T      | 81  | 105 |
| 34  | Dec. 21 | @BOS | 3-1      | W      | 84  | 106 |
| 35  | Dec. 23 | STL  | 2-2 (OT) | T      | 86  | 108 |
| 36  | Dec. 26 | @STL | 3-2      | W      | 89  | 110 |
| 37  | Dec. 28 | CAR  | 3-2      | W      | 92  | 112 |
| 38  | Dec. 30 | ATL  | 6-0      | W      | 98  | 112 |
| 39  | Jan. 1  | S.J  | 3-2      | W      | 101 | 114 |
| 40  | Jan. 5  | @DAL | 1-3      | L      | 102 | 117 |
| 41  | Jan. 6  | @DET | 2-5      | L      | 104 | 122 |
| 42  | Jan. 8  | CHI  | 6-3      | W      | 110 | 125 |
| 43  | Jan. 11 | @COL | 2-4      | L      | 112 | 129 |
| 44  | Jan. 13 | VAN  | 3-4 (OT) | OTL    | 115 | 133 |
| 45  | Jan. 15 | PIT  | 4-2      | W      | 119 | 135 |
| 46  | Jan. 18 | PHX  | 4-4 (OT) | T      | 123 | 139 |
| 47  | Jan. 21 | @CGY | 4-5 (OT) | OTL    | 127 | 144 |
| 48  | Jan. 23 | @VAN | 2-1      | W      | 129 | 145 |
| 49  | Jan. 24 | @EDM | 3-2 (OT) | W      | 132 | 147 |
| 50  | Jan. 27 | LA   | 2-6      | L      | 134 | 153 |
| 51  | Jan. 29 | CGY  | 3-1      | W      | 137 | 154 |
| 52  | Jan. 31 | @NYR | 1-5      | L      | 138 | 159 |
| 53  | Feb. 2  | @NYI | 6-4      | W      | 144 | 163 |
| 54  | Feb. 3  | @N.J | 1-4      | L      | 145 | 167 |
| 55  | Feb. 10 | BUF  | 1-2 (OT) | OTL    | 146 | 169 |
| 56  | Feb. 12 | WSH  | 2-4      | L      | 148 | 173 |
| 57  | Feb. 15 | EDM  | 1-2      | L      | 149 | 175 |
| 58  | Feb. 16 | @DAL | 0-3      | L      | 149 | 178 |
| 59  | Feb. 18 | STL  | 1-2      | L      | 150 | 180 |
| 60  | Feb. 21 | DAL  | 5-2      | W      | 155 | 182 |
| 61  | Feb. 23 | @CHI | 4-2      | W      | 159 | 184 |
| 62  | Feb. 26 | T.B  | 2-3      | L      | 161 | 187 |
| 63  | Feb. 29 | N.J  | 1-2      | L      | 162 | 189 |
| 64  | Mar. 2  | @S.J | 3-4      | L      | 165 | 193 |
| 65  | Mar. 4  | @L.A | 2-3 (OT) | OTL    | 167 | 196 |
| 66  | Mar. 5  | @ANA | 0-1      | L      | 167 | 197 |
| 67  | Mar. 7  | CHI  | 3-1      | W      | 170 | 198 |
| 68  | Mar. 10 | DET  | 1-3      | L      | 171 | 201 |
| 69  | Mar. 12 | EDM  | 4-3      | W      | 175 | 204 |
| 70  | Mar. 14 | @DET | 2-3 (OT) | OTL    | 177 | 207 |
| 71  | Mar. 16 | @COL | 2-2 (OT) | T      | 179 | 209 |
| 72  | Mar. 17 | @PHX | 4-3 (OT) | W      | 183 | 212 |
| 73  | Mar. 19 | @L.A | 2-1 (OT) | W      | 185 | 213 |
| 74  | Mar. 21 | PHI  | 0-2      | L      | 185 | 215 |
| 75  | Mar. 23 | DET  | 3-6      | L      | 188 | 221 |
| 76  | Mar. 25 | CGY  | 1-2      | L      | 189 | 223 |
| 77  | Mar. 28 | NYI  | 3-2      | W      | 192 | 225 |
| 78  | Mar. 29 | @CAR | 1-3      | L      | 193 | 228 |
| 79  | Mar. 31 | VAN  | 2-1      | W      | 195 | 229 |
| 80  | Apr. 3  | @ANA | 1-3      | L      | 196 | 232 |
| 81  | Apr. 5  | @PHX | 2-3      | L      | 198 | 235 |
| 82  | Apr. 7  | ANA  | 1-5      | L      | 199 | 240 |

# TEAM HISTORY & RECORDS

## 2000-01 FINAL SCORING

### RESULTS

| GM# | Date    | OPP  | Score    | Result | GF  | GA  |
|-----|---------|------|----------|--------|-----|-----|
| 1   | Oct. 7  | @PIT | 3-1      | W      | 3   | 1   |
| 2   | Oct. 8  | PIT  | 1-3      | L      | 4   | 4   |
| 3   | Oct. 13 | WSH  | 3-1      | W      | 7   | 5   |
| 4   | Oct. 14 | CAR  | 2-1      | W      | 9   | 6   |
| 5   | Oct. 17 | LA   | 1-1 (OT) | T      | 10  | 7   |
| 6   | Oct. 19 | @DET | 2-1 (OT) | W      | 12  | 8   |
| 7   | Oct. 21 | S.J  | 3-5      | L      | 15  | 13  |
| 8   | Oct. 24 | VAN  | 4-4 (OT) | T      | 19  | 17  |
| 9   | Oct. 25 | @COL | 1-2 (OT) | OTL    | 20  | 19  |
| 10  | Oct. 27 | FLA  | 3-3 (OT) | T      | 23  | 22  |
| 11  | Oct. 31 | STL  | 2-4      | L      | 25  | 26  |
| 12  | Nov. 2  | @PHI | 3-1      | W      | 28  | 27  |
| 13  | Nov. 4  | ANA  | 3-3 (OT) | T      | 31  | 30  |
| 14  | Nov. 7  | @NYI | 1-2      | L      | 32  | 32  |
| 15  | Nov. 8  | @N.J | 4-3      | W      | 36  | 35  |
| 16  | Nov. 11 | @BOS | 2-2 (OT) | T      | 38  | 37  |
| 17  | Nov. 15 | @ATL | 0-1      | L      | 38  | 38  |
| 18  | Nov. 16 | CBJ  | 1-5      | L      | 39  | 43  |
| 19  | Nov. 18 | DET  | 3-2      | W      | 42  | 45  |
| 20  | Nov. 20 | @DET | 3-6      | L      | 45  | 51  |
| 21  | Nov. 22 | DAL  | 0-1      | L      | 45  | 52  |
| 22  | Nov. 24 | STL  | 0-4      | L      | 45  | 56  |
| 23  | Nov. 26 | @CAR | 7-4      | W      | 52  | 60  |
| 24  | Nov. 28 | CGY  | 6-1      | W      | 58  | 61  |
| 25  | Nov. 30 | @CHI | 3-0      | W      | 61  | 61  |
| 26  | Dec. 1  | CHI  | 1-2      | L      | 62  | 63  |
| 27  | Dec. 4  | @VAN | 3-6      | L      | 65  | 69  |
| 28  | Dec. 6  | @EDM | 0-4      | L      | 65  | 73  |
| 29  | Dec. 7  | @CGY | 0-3      | L      | 65  | 76  |
| 30  | Dec. 10 | @MIN | 2-1      | W      | 67  | 77  |
| 31  | Dec. 12 | PHI  | 2-2 (OT) | T      | 69  | 79  |
| 32  | Dec. 14 | EDM  | 2-6      | L      | 71  | 85  |
| 33  | Dec. 16 | CHI  | 0-3      | L      | 71  | 88  |
| 34  | Dec. 20 | @TOR | 3-1      | W      | 74  | 89  |
| 35  | Dec. 21 | @MTL | 2-4      | L      | 76  | 93  |
| 36  | Dec. 23 | @NYR | 3-2 (OT) | W      | 79  | 95  |
| 37  | Dec. 26 | COL  | 5-2      | W      | 84  | 97  |
| 38  | Dec. 28 | ANA  | 2-2 (OT) | T      | 86  | 99  |
| 39  | Dec. 29 | @COL | 1-3      | L      | 87  | 102 |
| 40  | Jan. 1  | VAN  | 2-5      | L      | 89  | 107 |
| 41  | Jan. 4  | @STL | 4-2      | W      | 93  | 109 |
| 42  | Jan. 6  | BUF  | 0-2      | L      | 93  | 111 |
| 43  | Jan. 8  | @VAN | 1-2      | L      | 94  | 113 |
| 44  | Jan. 10 | @EDM | 5-2      | W      | 99  | 115 |
| 45  | Jan. 11 | @CGY | 1-2      | L      | 100 | 117 |
| 46  | Jan. 13 | @S.J | 5-3      | W      | 105 | 120 |
| 47  | Jan. 16 | EDM  | 1-2      | L      | 106 | 122 |
| 48  | Jan. 17 | @DAL | 3-4 (OT) | OTL    | 109 | 126 |
| 49  | Jan. 19 | BOS  | 1-0 (OT) | W      | 110 | 126 |
| 50  | Jan. 21 | STL  | 3-1      | W      | 113 | 127 |
| 51  | Jan. 23 | ATL  | 4-3      | W      | 117 | 130 |
| 52  | Jan. 24 | @DET | 3-4      | L      | 120 | 134 |
| 53  | Jan. 27 | COL  | 1-5      | L      | 121 | 139 |
| 54  | Jan. 29 | @PHX | 5-2      | W      | 126 | 141 |
| 55  | Jan. 31 | @ANA | 3-0      | W      | 129 | 141 |
| 56  | Feb. 1  | @LA  | 6-4      | W      | 135 | 145 |
| 57  | Feb. 8  | CBJ  | 3-1      | W      | 138 | 146 |
| 58  | Feb. 10 | @CBJ | 2-3      | L      | 140 | 149 |
| 59  | Feb. 13 | DAL  | 1-2      | L      | 141 | 151 |
| 60  | Feb. 16 | S.J  | 0-2      | L      | 141 | 153 |
| 61  | Feb. 18 | T.B  | 3-2      | W      | 144 | 155 |
| 62  | Feb. 20 | DET  | 3-3 (OT) | T      | 147 | 158 |
| 63  | Feb. 21 | @WSH | 1-2      | L      | 148 | 160 |
| 64  | Feb. 24 | MIN  | 2-1      | W      | 150 | 161 |
| 65  | Feb. 27 | LA   | 1-2      | L      | 151 | 163 |
| 66  | Mar. 1  | CBJ  | 2-5      | L      | 153 | 168 |
| 67  | Mar. 4  | NYR  | 5-2      | W      | 158 | 170 |
| 68  | Mar. 6  | @PHX | 1-5      | L      | 159 | 175 |
| 69  | Mar. 8  | @LA  | 1-4      | L      | 160 | 179 |
| 70  | Mar. 10 | @S.J | 3-0      | W      | 163 | 179 |
| 71  | Mar. 11 | @ANA | 0-1 (OT) | OTL    | 163 | 180 |
| 72  | Mar. 15 | @CHI | 2-3      | L      | 165 | 183 |
| 73  | Mar. 17 | PHX  | 4-1      | W      | 169 | 184 |
| 74  | Mar. 19 | @CBJ | 2-1      | W      | 171 | 185 |
| 75  | Mar. 21 | @MIN | 0-0 (OT) | T      | 171 | 185 |
| 76  | Mar. 22 | @CHI | 2-1 (OT) | W      | 173 | 186 |
| 77  | Mar. 24 | OTT  | 0-4      | L      | 173 | 190 |
| 78  | Mar. 29 | PHX  | 4-3 (OT) | W      | 177 | 193 |
| 79  | Mar. 31 | MIN  | 4-1      | W      | 181 | 194 |
| 80  | Apr. 4  | @DAL | 1-5      | L      | 182 | 199 |
| 81  | Apr. 5  | CGY  | 4-0      | W      | 186 | 199 |
| 82  | Apr. 7  | @STL | 0-1      | L      | 186 | 200 |

Record: 34-36-9-3

General Manager: David Poile

Head Coach: Barry Trotz

Assistant Coaches: Paul Gardner & Brent Peterson

Captain: Tom Fitzgerald

| PLAYER              | GP  | G  | A  | PTS | PIM |     |
|---------------------|-----|----|----|-----|-----|-----|
| Cliff Ronning       | 80  | 19 | 43 | 62  | 28  |     |
| Scott Walker        | 74  | 25 | 29 | 54  | 66  |     |
| Patric Kjellberg    | 81  | 14 | 31 | 45  | 12  |     |
| David Legwand       | 81  | 13 | 28 | 41  | 38  |     |
| Vitali Yachmenev    | 78  | 15 | 19 | 34  | 10  |     |
| Greg Johnson        | 82  | 15 | 17 | 32  | 46  |     |
| Marian Cisar        | 60  | 12 | 15 | 27  | 45  |     |
| Randy Robitaille    | 62  | 9  | 17 | 26  | 12  |     |
| Kimmo Timonen       | 82  | 12 | 13 | 25  | 50  |     |
| Drake Berehowsky    | NSH | 66 | 6  | 18  | 24  | 100 |
| Tom Fitzgerald      | 82  | 9  | 9  | 18  | 71  |     |
| Bill Houlder        | 81  | 4  | 12 | 16  | 40  |     |
| Scott Hartnell      | 75  | 2  | 14 | 16  | 48  |     |
| Robert Valicevic    | 60  | 8  | 6  | 14  | 26  |     |
| Denis Arkipov       | 40  | 6  | 7  | 13  | 4   |     |
| Karlis Skrastins    | EDM | 82 | 1  | 11  | 12  | 30  |
| Mark Eaton          | 38  | 3  | 8  | 11  | 14  |     |
| Richard Lintner     | 50  | 3  | 5  | 8   | 22  |     |
| Cale Hulse          | 82  | 1  | 7  | 8   | 128 |     |
| Greg Classen        | 27  | 2  | 4  | 6   | 14  |     |
| Sebastien Bordeleau | NSH | 14 | 2  | 3   | 5   | 14  |
| Ville Peltonen      | 23  | 3  | 1  | 4   | 2   |     |
| Mike Watt           | 18  | 1  | 1  | 2   | 8   |     |
| Jeremy Stevenson    | 8   | 1  | 0  | 1   | 39  |     |
| Sean Haggerty       | 3   | 0  | 1  | 1   | 0   |     |
| Chris Mason         | 1   | 0  | 0  | 0   | 0   |     |
| Rory Fitzpatrick    | 2   | 0  | 0  | 0   | 2   |     |
| Bubba Berenzweig    | 5   | 0  | 0  | 0   | 0   |     |
| Craig Millar        | NSH | 5  | 0  | 0   | 0   | 6   |
| Pavel Skrbek        | 5   | 0  | 0  | 0   | 4   |     |
| Marc Moro           | 6   | 0  | 0  | 0   | 12  |     |
| Alexandre Boikov    | 8   | 0  | 0  | 0   | 13  |     |
| Brantt Myhres       | NSH | 20 | 0  | 0   | 0   | 28  |
| Tomas Vokoun        | 37  | 0  | 0  | 0   | 2   |     |
| Mike Dunham         | 48  | 0  | 0  | 0   | 2   |     |

### GOALTENDING

| PLAYER            | GPI       | MINS        | AVG         | W         | L         | T        | SO       | GA         | SA          | SV%         | G        | A        | PIM      |
|-------------------|-----------|-------------|-------------|-----------|-----------|----------|----------|------------|-------------|-------------|----------|----------|----------|
| Tomas Vokoun      | 37        | 2088        | 2.44        | 13        | 17        | 5        | 2        | 85         | 940         | .910        | 0        | 0        | 2        |
| Mike Dunham       | 48        | 2810        | 2.28        | 21        | 21        | 4        | 4        | 107        | 1381        | .923        | 0        | 0        | 2        |
| Chris Mason       | 1         | 59          | 2.03        | 0         | 1         | 0        | 0        | 2          | 20          | .900        | 0        | 0        | 0        |
| <b>NSH TOTALS</b> | <b>82</b> | <b>4984</b> | <b>2.41</b> | <b>34</b> | <b>39</b> | <b>9</b> | <b>6</b> | <b>200</b> | <b>2347</b> | <b>.915</b> | <b>0</b> | <b>0</b> | <b>4</b> |

# TEAM HISTORY & RECORDS

## 2001-02 FINAL SCORING

Record: 28-41-13-0

General Manager: David Poile

Head Coach: Barry Trotz

Assistant Coaches: Paul Gardner & Brent Peterson

Captain: Tom Fitzgerald (until 3/13/02)

### RESULTS

| GM# | Date    | OPP  | Score    | Result | GF  | GA  |
|-----|---------|------|----------|--------|-----|-----|
| 1   | Oct. 5  | @DAL | 1-4      | L      | 1   | 4   |
| 2   | Oct. 6  | STL  | 2-2 (OT) | T      | 3   | 6   |
| 3   | Oct. 11 | CGY  | 1-0      | W      | 4   | 6   |
| 4   | Oct. 13 | EDM  | 3-4      | L      | 7   | 10  |
| 5   | Oct. 16 | @BUF | 3-3 (OT) | T      | 10  | 13  |
| 6   | Oct. 18 | CHI  | 3-5      | L      | 13  | 18  |
| 7   | Oct. 20 | BOS  | 1-2      | L      | 14  | 20  |
| 8   | Oct. 22 | @EDM | 4-2      | W      | 18  | 22  |
| 9   | Oct. 23 | @VAN | 2-4      | L      | 20  | 26  |
| 10  | Oct. 25 | @CGY | 5-4 (OT) | W      | 25  | 30  |
| 11  | Oct. 27 | DET  | 0-1      | L      | 25  | 31  |
| 12  | Oct. 30 | MIN  | 2-4      | L      | 27  | 35  |
| 13  | Oct. 31 | @MIN | 6-4      | W      | 33  | 39  |
| 14  | Nov. 2  | @DAL | 0-3      | L      | 33  | 42  |
| 15  | Nov. 3  | DAL  | 4-1      | W      | 37  | 43  |
| 16  | Nov. 8  | @MTL | 1-3      | L      | 38  | 46  |
| 17  | Nov. 10 | @OTT | 2-3      | L      | 40  | 49  |
| 18  | Nov. 13 | BUF  | 4-1      | W      | 44  | 50  |
| 19  | Nov. 16 | @ATL | 4-4 (OT) | T      | 48  | 54  |
| 20  | Nov. 17 | CBJ  | 3-2      | W      | 51  | 56  |
| 21  | Nov. 20 | @DET | 3-6      | L      | 54  | 62  |
| 22  | Nov. 21 | CHI  | 4-3      | W      | 58  | 65  |
| 23  | Nov. 23 | PIT  | 5-0      | W      | 63  | 65  |
| 24  | Nov. 27 | @S.J | 2-3      | L      | 65  | 68  |
| 25  | Nov. 29 | @PHX | 0-1      | L      | 65  | 69  |
| 26  | Dec. 1  | @L.A | 2-4      | L      | 67  | 73  |
| 27  | Dec. 2  | @ANA | 2-4      | L      | 69  | 77  |
| 28  | Dec. 6  | OTT  | 4-2      | W      | 73  | 79  |
| 29  | Dec. 8  | EDM  | 2-2 (OT) | T      | 75  | 81  |
| 30  | Dec. 11 | L.A  | 1-1 (OT) | T      | 76  | 82  |
| 31  | Dec. 12 | @N.Y | 4-2      | W      | 80  | 84  |
| 32  | Dec. 15 | CHI  | 5-2      | W      | 85  | 86  |
| 33  | Dec. 20 | VAN  | 6-2      | W      | 91  | 88  |
| 34  | Dec. 23 | S.J  | 1-1 (OT) | T      | 92  | 89  |
| 35  | Dec. 26 | T.B  | 0-1      | L      | 92  | 90  |
| 36  | Dec. 29 | DET  | 3-2 (OT) | W      | 95  | 92  |
| 37  | Dec. 30 | @STL | 2-7      | L      | 97  | 99  |
| 38  | Jan. 1  | COL  | 4-4 (OT) | T      | 101 | 103 |
| 39  | Jan. 3  | @N.J | 4-3      | W      | 105 | 106 |
| 40  | Jan. 4  | @MIN | 1-2      | L      | 106 | 108 |
| 41  | Jan. 6  | @CBJ | 3-4      | L      | 109 | 112 |
| 42  | Jan. 8  | @TOR | 3-4      | L      | 112 | 116 |
| 43  | Jan. 10 | MIN  | 2-2 (OT) | T      | 114 | 118 |
| 44  | Jan. 12 | ANA  | 2-1      | W      | 116 | 119 |
| 45  | Jan. 14 | @ANA | 3-5      | L      | 119 | 124 |
| 46  | Jan. 15 | @L.A | 0-2      | L      | 119 | 126 |
| 47  | Jan. 17 | TOR  | 3-2 (OT) | W      | 122 | 128 |
| 48  | Jan. 19 | CBJ  | 2-1      | W      | 124 | 129 |
| 49  | Jan. 21 | PHX  | 0-1      | L      | 124 | 130 |
| 50  | Jan. 23 | @CAR | 2-2 (OT) | T      | 126 | 132 |
| 51  | Jan. 24 | @PHI | 3-2 (OT) | W      | 129 | 134 |
| 52  | Jan. 26 | ANA  | 1-3      | L      | 130 | 137 |
| 53  | Jan. 28 | @VAN | 1-5      | L      | 131 | 142 |
| 54  | Jan. 30 | @COL | 5-2      | W      | 136 | 144 |
| 55  | Feb. 6  | DAL  | 2-1      | W      | 138 | 145 |
| 56  | Feb. 8  | WSH  | 3-3 (OT) | T      | 141 | 148 |
| 57  | Feb. 9  | @CBJ | 1-0 (OT) | W      | 142 | 148 |
| 58  | Feb. 12 | FLA  | 1-0      | W      | 143 | 148 |
| 59  | Feb. 26 | S.J  | 1-5      | L      | 144 | 153 |
| 60  | Feb. 28 | @EDM | 3-2      | W      | 147 | 155 |
| 61  | Mar. 2  | @CGY | 2-5      | L      | 149 | 160 |
| 62  | Mar. 5  | @S.J | 2-0      | W      | 151 | 160 |
| 63  | Mar. 7  | L.A  | 2-3      | L      | 153 | 163 |
| 64  | Mar. 9  | @FLA | 2-2 (OT) | T      | 155 | 165 |
| 65  | Mar. 10 | @T.B | 1-5      | L      | 156 | 170 |
| 66  | Mar. 12 | VAN  | 0-5      | L      | 156 | 175 |
| 67  | Mar. 15 | PHX  | 2-3      | L      | 158 | 178 |
| 68  | Mar. 17 | COL  | 4-5      | L      | 162 | 183 |
| 69  | Mar. 19 | @STL | 1-5      | L      | 163 | 188 |
| 70  | Mar. 21 | N.J  | 3-4      | L      | 166 | 192 |
| 71  | Mar. 23 | MTL  | 5-1      | W      | 171 | 193 |
| 72  | Mar. 25 | DET  | 3-3 (OT) | T      | 174 | 196 |
| 73  | Mar. 27 | @CHI | 1-4      | L      | 175 | 200 |
| 74  | Mar. 28 | @DET | 3-3 (OT) | T      | 178 | 203 |
| 75  | Mar. 30 | STL  | 2-4      | L      | 180 | 207 |
| 76  | Apr. 1  | @COL | 1-5      | L      | 181 | 212 |
| 77  | Apr. 3  | @CHI | 3-1      | W      | 184 | 213 |
| 78  | Apr. 4  | @CBJ | 1-2      | L      | 185 | 215 |
| 79  | Apr. 6  | CGY  | 3-1      | W      | 188 | 216 |
| 80  | Apr. 9  | @STL | 2-3      | L      | 190 | 219 |
| 81  | Apr. 11 | NYI  | 2-5      | L      | 192 | 224 |
| 82  | Apr. 14 | @PHX | 4-6      | L      | 196 | 230 |

| PLAYER           | GP  | G  | A  | PTS | PIM |     |
|------------------|-----|----|----|-----|-----|-----|
| Cliff Ronning    | NSH | 67 | 18 | 31  | 49  | 24  |
| Greg Johnson     |     | 82 | 18 | 26  | 44  | 38  |
| Denis Arhipov    |     | 82 | 20 | 22  | 42  | 16  |
| Kimmo Timonen    |     | 82 | 13 | 29  | 42  | 28  |
| Scott Hartnell   |     | 75 | 14 | 27  | 41  | 111 |
| Andy Delmore     |     | 73 | 16 | 22  | 38  | 22  |
| Vladimir Orszagh |     | 79 | 15 | 21  | 36  | 56  |
| Martin Erat      |     | 80 | 9  | 24  | 33  | 32  |
| David Legwand    |     | 63 | 11 | 19  | 30  | 54  |
| Vitali Yachmenev |     | 75 | 11 | 16  | 27  | 14  |
| Petr Tenkrat     | ANA | 9  | 0  | 0   | 0   | 6   |
|                  | NSH | 58 | 8  | 16  | 24  | 28  |
| Total            |     | 67 | 8  | 16  | 24  | 34  |
| Karlis Skrastins |     | 82 | 4  | 13  | 17  | 36  |
| Tom Fitzgerald   | NSH | 63 | 7  | 9   | 16  | 33  |
| Greg Classen     |     | 55 | 5  | 6   | 11  | 30  |
| Bubba Berenzweig |     | 26 | 3  | 7   | 10  | 14  |
| Scott Walker     |     | 28 | 4  | 5   | 9   | 18  |
| Jukka Hentunen   | CGY | 28 | 2  | 3   | 5   | 4   |
|                  | NSH | 10 | 2  | 2   | 4   | 0   |
| Total            |     | 38 | 4  | 5   | 9   | 4   |
| Steve Dubinsky   | CHI | 3  | 1  | 0   | 1   | 4   |
|                  | NSH | 26 | 5  | 2   | 7   | 10  |
| Total            |     | 29 | 6  | 2   | 8   | 14  |
| Mark Eaton       |     | 58 | 3  | 5   | 8   | 24  |
| Bill Houlder     |     | 82 | 0  | 8   | 8   | 40  |
| Reid Simpson     | MTL | 25 | 1  | 1   | 2   | 63  |
|                  | NSH | 26 | 5  | 0   | 5   | 69  |
| Total            |     | 51 | 6  | 1   | 7   | 132 |
| Patric Kjellberg | NSH | 12 | 1  | 3   | 4   | 6   |
| Marian Cisar     |     | 10 | 1  | 2   | 3   | 8   |
| Mark Mowers      |     | 14 | 1  | 2   | 3   | 2   |
| Nathan Perrott   |     | 22 | 1  | 2   | 3   | 74  |
| Stu Grimson      |     | 30 | 1  | 1   | 2   | 76  |
| Jere Karalahti   | L.A | 30 | 0  | 1   | 1   | 29  |
|                  | NSH | 15 | 0  | 1   | 1   | 12  |
| Total            |     | 45 | 0  | 2   | 2   | 41  |
| Mike Dunham      |     | 58 | 0  | 2   | 2   | 2   |
| Cale Hulse       |     | 63 | 0  | 2   | 2   | 121 |
| Adam Hall        |     | 1  | 0  | 1   | 1   | 0   |
| Yves Sarault     |     | 1  | 0  | 0   | 0   | 0   |
| Robert Schnabel  |     | 1  | 0  | 0   | 0   | 0   |
| Pavel Skrbek     |     | 3  | 0  | 0   | 0   | 2   |
| David Gosselein  |     | 3  | 0  | 0   | 0   | 5   |
| Brett Hauer      |     | 3  | 0  | 0   | 0   | 6   |
| Jan Lasak        |     | 3  | 0  | 0   | 0   | 2   |
| Rich Brennan     |     | 4  | 0  | 0   | 0   | 2   |
| Jeremy Stevenson |     | 4  | 0  | 0   | 0   | 9   |
| Jonas Andersson  |     | 5  | 0  | 0   | 0   | 2   |
| Marc Moro        | NSH | 13 | 0  | 0   | 0   | 23  |
| Tomas Vokoun     |     | 29 | 0  | 0   | 0   | 2   |

### GOALTENDING

|                   | GPI       | MINS        | AVG         | W         | L         | T         | SO       | GA         | SA          | SV%         | G        | A        | PIM      |
|-------------------|-----------|-------------|-------------|-----------|-----------|-----------|----------|------------|-------------|-------------|----------|----------|----------|
| Mike Dunham       | 58        | 3316        | 2.61        | 23        | 24        | 9         | 3        | 144        | 1525        | .906        | 0        | 2        | 2        |
| Tomas Vokoun      | 29        | 1471        | 2.69        | 5         | 14        | 4         | 2        | 66         | 678         | .903        | 0        | 0        | 2        |
| Jan Lasak         | 3         | 177         | 4.41        | 0         | 3         | 0         | 0        | 13         | 104         | .875        | 0        | 0        | 2        |
| <b>NSH TOTALS</b> | <b>82</b> | <b>4995</b> | <b>2.76</b> | <b>28</b> | <b>41</b> | <b>13</b> | <b>5</b> | <b>230</b> | <b>2314</b> | <b>.901</b> | <b>0</b> | <b>2</b> | <b>6</b> |



# TEAM HISTORY & RECORDS

## 2002-03 FINAL SCORING

### RESULTS

| GM# | Date    | OPP   | Score    | Result | GF  | GA  |
|-----|---------|-------|----------|--------|-----|-----|
| 1   | Oct. 11 | @WSH  | 4-5      | L      | 4   | 5   |
| 2   | Oct. 12 | EDM   | 2-3      | L      | 6   | 8   |
| 3   | Oct. 15 | @NYI  | 3-4 (OT) | OTL    | 9   | 12  |
| 4   | Oct. 18 | @N.J. | 2-3 (OT) | OTL    | 11  | 15  |
| 5   | Oct. 19 | @NYR  | 2-2 (OT) | T      | 13  | 17  |
| 6   | Oct. 22 | PHX   | 1-2      | L      | 14  | 19  |
| 7   | Oct. 24 | S.J.  | 1-2      | L      | 15  | 21  |
| 8   | Oct. 26 | DET   | 3-1      | W      | 18  | 22  |
| 9   | Oct. 30 | @STL  | 0-7      | L      | 18  | 29  |
| 10  | Nov. 2  | @LA   | 5-6 (OT) | OTL    | 23  | 35  |
| 11  | Nov. 3  | @PHX  | 1-2 (OT) | OTL    | 24  | 37  |
| 12  | Nov. 6  | @ANA  | 1-2      | L      | 25  | 39  |
| 13  | Nov. 7  | @S.J. | 2-2 (OT) | T      | 27  | 41  |
| 14  | Nov. 10 | @COL  | 4-3      | W      | 31  | 44  |
| 15  | Nov. 12 | @DET  | 1-4      | L      | 32  | 48  |
| 16  | Nov. 14 | COL   | 1-3      | L      | 33  | 51  |
| 17  | Nov. 16 | CBJ   | 1-1 (OT) | T      | 34  | 52  |
| 18  | Nov. 17 | @CHI  | 2-4      | L      | 36  | 56  |
| 19  | Nov. 21 | @COL  | 1-1 (OT) | T      | 37  | 57  |
| 20  | Nov. 23 | @MIN  | 2-4      | L      | 39  | 61  |
| 21  | Nov. 27 | S.J.  | 4-2      | W      | 43  | 63  |
| 22  | Nov. 29 | N.J.  | 1-2      | L      | 44  | 65  |
| 23  | Nov. 30 | DAL   | 5-2      | W      | 49  | 67  |
| 24  | Dec. 3  | CAR   | 1-2      | L      | 50  | 69  |
| 25  | Dec. 5  | @LA   | 3-2      | W      | 53  | 71  |
| 26  | Dec. 7  | @S.J. | 4-2      | W      | 57  | 73  |
| 27  | Dec. 8  | @ANA  | 0-3      | L      | 57  | 76  |
| 28  | Dec. 10 | LA    | 0-3      | L      | 57  | 79  |
| 29  | Dec. 12 | STL   | 2-2 (OT) | T      | 59  | 81  |
| 30  | Dec. 14 | MIN   | 3-1      | W      | 62  | 82  |
| 31  | Dec. 17 | CGY   | 0-3      | L      | 62  | 85  |
| 32  | Dec. 19 | VAN   | 1-3      | L      | 63  | 88  |
| 33  | Dec. 21 | @T.B. | 2-2 (OT) | T      | 65  | 90  |
| 34  | Dec. 23 | @FLA  | 3-2 (OT) | W      | 68  | 92  |
| 35  | Dec. 26 | DAL   | 3-1      | W      | 71  | 93  |
| 36  | Dec. 28 | DET   | 2-4      | L      | 73  | 97  |
| 37  | Dec. 30 | OTT   | 3-2      | W      | 76  | 99  |
| 38  | Jan. 1  | COL   | 3-7      | L      | 79  | 106 |
| 39  | Jan. 4  | CHI   | 3-3 (OT) | T      | 82  | 109 |
| 40  | Jan. 6  | @CBJ  | 5-1      | W      | 87  | 110 |
| 41  | Jan. 7  | STL   | 2-1 (OT) | W      | 89  | 111 |
| 42  | Jan. 11 | PHX   | 4-3 (OT) | W      | 93  | 114 |
| 43  | Jan. 12 | @CHI  | 0-2      | L      | 93  | 116 |
| 44  | Jan. 14 | @VAN  | 3-4      | L      | 96  | 120 |
| 45  | Jan. 16 | @CGY  | 2-2 (OT) | T      | 98  | 122 |
| 46  | Jan. 18 | @EDM  | 3-2 (OT) | W      | 101 | 124 |
| 47  | Jan. 21 | VAN   | 3-2      | W      | 104 | 126 |
| 48  | Jan. 23 | NYR   | 2-4      | L      | 106 | 130 |
| 49  | Jan. 25 | T.B.  | 3-2      | W      | 109 | 132 |
| 50  | Jan. 27 | @BUF  | 5-1      | W      | 114 | 133 |
| 51  | Jan. 28 | @BOS  | 1-2      | L      | 115 | 135 |
| 52  | Jan. 30 | @CBJ  | 1-2      | L      | 116 | 137 |
| 53  | Feb. 4  | DET   | 5-5 (OT) | T      | 121 | 142 |
| 54  | Feb. 8  | CBJ   | 3-2      | W      | 124 | 144 |
| 55  | Feb. 11 | LA    | 2-3      | L      | 126 | 147 |
| 56  | Feb. 13 | NYI   | 2-0      | W      | 128 | 147 |
| 57  | Feb. 15 | ANA   | 2-1      | W      | 130 | 148 |
| 58  | Feb. 17 | BOS   | 5-1      | W      | 135 | 149 |
| 59  | Feb. 20 | CGY   | 4-1      | W      | 139 | 150 |
| 60  | Feb. 22 | @OTT  | 0-4      | L      | 139 | 154 |
| 61  | Feb. 23 | @TOR  | 5-2      | W      | 144 | 156 |
| 62  | Feb. 25 | CBJ   | 5-0      | W      | 149 | 156 |
| 63  | Feb. 27 | PIT   | 6-0      | W      | 155 | 156 |
| 64  | Mar. 1  | CHI   | 5-4 (OT) | W      | 160 | 160 |
| 65  | Mar. 4  | @STL  | 1-2 (OT) | OTL    | 161 | 162 |
| 66  | Mar. 6  | MIN   | 2-2 (OT) | T      | 163 | 164 |
| 67  | Mar. 7  | @DAL  | 2-1      | W      | 165 | 165 |
| 68  | Mar. 10 | MTL   | 1-3      | L      | 166 | 168 |
| 69  | Mar. 12 | @PIT  | 2-2 (OT) | T      | 168 | 170 |
| 70  | Mar. 14 | @MIN  | 1-3      | L      | 169 | 173 |
| 71  | Mar. 15 | STL   | 0-1      | L      | 169 | 174 |
| 72  | Mar. 17 | EDM   | 3-5      | L      | 172 | 179 |
| 73  | Mar. 20 | @VAN  | 3-7      | L      | 175 | 186 |
| 74  | Mar. 22 | @CGY  | 1-1 (OT) | T      | 176 | 187 |
| 75  | Mar. 23 | @EDM  | 2-3 (OT) | OTL    | 178 | 190 |
| 76  | Mar. 25 | PHI   | 1-1 (OT) | T      | 179 | 191 |
| 77  | Mar. 27 | @CHI  | 1-4      | L      | 180 | 195 |
| 78  | Mar. 29 | ATL   | 2-3      | L      | 182 | 198 |
| 79  | Mar. 31 | @DET  | 0-3      | L      | 182 | 201 |
| 80  | Apr. 1  | ANA   | 1-2 (OT) | OTL    | 183 | 203 |
| 81  | Apr. 4  | @PHX  | 0-1      | L      | 183 | 204 |
| 82  | Apr. 6  | @DAL  | 0-2      | L      | 183 | 206 |

Record: 27-35-13-7

General Manager: David Poile

Head Coach: Barry Trotz

Assistant Coaches: Paul Gardner & Brent Peterson

Captains: Greg Johnson, Scott Walker (1/12-1/27/03)

| PLAYER            | GP  | G  | A  | PTS | PIM |    |
|-------------------|-----|----|----|-----|-----|----|
| David Legwand     | 64  | 17 | 31 | 48  | 34  |    |
| Kimmo Timonen     | 72  | 6  | 34 | 40  | 46  |    |
| Andreas Johansson | 56  | 20 | 17 | 37  | 22  |    |
| Denis Arkhipov    | 79  | 11 | 24 | 35  | 32  |    |
| Andy Delmore      | 71  | 18 | 16 | 34  | 28  |    |
| Scott Hartnell    | 82  | 12 | 22 | 34  | 101 |    |
| Scott Walker      | 60  | 15 | 18 | 33  | 58  |    |
| Vladimir Orszagh  | 78  | 16 | 16 | 32  | 38  |    |
| Rem Murray        | NYR | 32 | 6  | 6   | 12  | 4  |
|                   | NSH | 53 | 6  | 13  | 19  | 18 |
| Total             | 85  | 12 | 19 | 31  | 22  |    |
| Adam Hall         | 79  | 16 | 12 | 28  | 31  |    |
| Oleg Petrov       | MTL | 53 | 7  | 16  | 23  | 16 |
|                   | NSH | 17 | 2  | 2   | 4   | 2  |
| Total             | 70  | 9  | 18 | 27  | 18  |    |
| Vitali Yachmenev  | 62  | 5  | 15 | 20  | 12  |    |
| Jason York        | 74  | 4  | 15 | 19  | 52  |    |
| Greg Johnson      | 38  | 8  | 9  | 17  | 22  |    |
| Todd Warriner     | VAN | 30 | 4  | 6   | 10  | 22 |
|                   | PHI | 13 | 2  | 3   | 5   | 6  |
|                   | NSH | 6  | 0  | 1   | 1   | 4  |
| Total             | 49  | 6  | 10 | 16  | 32  |    |
| Clarke Wilm       | 82  | 5  | 11 | 16  | 36  |    |
| Kariis Skrastins  | 82  | 3  | 10 | 13  | 44  |    |
| Denis Pederson    | 43  | 4  | 6  | 10  | 39  |    |
| Mark Eaton        | 50  | 2  | 7  | 9   | 22  |    |
| Cale Hulse        | 80  | 2  | 6  | 8   | 121 |    |
| Martin Erat       | 27  | 1  | 7  | 8   | 14  |    |
| Vernon Fiddler    | 19  | 4  | 2  | 6   | 14  |    |
| Bill Houlder      | 82  | 2  | 4  | 6   | 46  |    |
| Brent Gilchrist   | 41  | 1  | 2  | 3   | 14  |    |
| Jon Sim           | NSH | 4  | 1  | 0   | 1   | 0  |
| Scottie Upshall   | 8   | 1  | 0  | 1   | 0   |    |
| Wyatt Smith       | 11  | 1  | 0  | 1   | 0   |    |
| Wade Flaherty     | 1   | 0  | 1  | 1   | 0   |    |
| Reid Simpson      | 26  | 0  | 1  | 1   | 56  |    |
| Tomas Vokoun      | 69  | 0  | 1  | 1   | 28  |    |
| Brian Finley      | 1   | 0  | 0  | 0   | 0   |    |
| Nathan Perrott    | NSH | 1  | 0  | 0   | 0   | 5  |
| Robert Schnabel   | 1   | 0  | 0  | 0   | 0   |    |
| Pascal Trepanier  | NSH | 1  | 0  | 0   | 0   | 0  |
| Darren Haydar     | 2   | 0  | 0  | 0   | 0   |    |
| Domenic Pittis    | 2   | 0  | 0  | 0   | 2   |    |
| Tomas Kloucek     | 3   | 0  | 0  | 0   | 2   |    |
| Jan Lasak         | 3   | 0  | 0  | 0   | 0   |    |
| Bubba Berenzweig  | NSH | 4  | 0  | 0   | 0   | 0  |
| Francis Bouillon  | NSH | 4  | 0  | 0   | 0   | 2  |
| Cameron Mann      | 4   | 0  | 0  | 0   | 0   |    |
| Greg Classen      | 8   | 0  | 0  | 0   | 0   |    |
| Mike Dunham       | NSH | 15 | 0  | 0   | 0   | 0  |

| GOALTENDING       | GPI       | MINS        | AVG         | W         | L         | T         | SO       | GA         | SA          | SV%         | G        | A        | PIM       |
|-------------------|-----------|-------------|-------------|-----------|-----------|-----------|----------|------------|-------------|-------------|----------|----------|-----------|
| Tomas Vokoun      | 69        | 3974        | 2.20        | 25        | 31        | 11        | 3        | 146        | 1771        | .918        | 0        | 1        | 28        |
| Mike Dunham NSH   | 15        | 819         | 3.15        | 2         | 9         | 2         | 0        | 43         | 397         | .892        | 0        | 0        | 0         |
| Jan Lasak         | 3         | 90          | 3.33        | 0         | 1         | 0         | 0        | 5          | 39          | .872        | 0        | 0        | 0         |
| Brian Finley      | 1         | 47          | 3.83        | 0         | 0         | 0         | 0        | 3          | 13          | .769        | 0        | 0        | 0         |
| Wade Flaherty     | 1         | 51          | 4.71        | 0         | 1         | 0         | 0        | 4          | 27          | .852        | 0        | 1        | 0         |
| <b>NSH TOTALS</b> | <b>82</b> | <b>5015</b> | <b>2.46</b> | <b>27</b> | <b>42</b> | <b>13</b> | <b>3</b> | <b>206</b> | <b>2252</b> | <b>.909</b> | <b>0</b> | <b>2</b> | <b>28</b> |

# TEAM HISTORY & RECORDS

## 2003-04 FINAL SCORING

Record: 38-29-11-4

General Manager: David Poile

Head Coach: Barry Trotz

Associate Coach: Brent Peterson

Assistant Coach: Peter Horachek

Captain: Greg Johnson

| PLAYER             | GP    | G  | A  | PTS | PIM |     |
|--------------------|-------|----|----|-----|-----|-----|
| Steve Sullivan     | CHI   | 56 | 15 | 28  | 43  | 36  |
|                    | NSH   | 24 | 9  | 21  | 30  | 12  |
|                    | Total | 80 | 24 | 49  | 73  | 48  |
| Scott Walker       |       | 75 | 25 | 42  | 67  | 94  |
| Marek Zidlicky     |       | 82 | 14 | 39  | 53  | 82  |
| Martin Erat        |       | 76 | 16 | 33  | 49  | 38  |
| David Legwand      |       | 82 | 18 | 29  | 47  | 46  |
| Kimmo Timonen      |       | 77 | 12 | 32  | 44  | 52  |
| Vladimir Orszagh   |       | 82 | 16 | 21  | 37  | 74  |
| Scott Hartnell     |       | 59 | 18 | 15  | 33  | 87  |
| Greg Johnson       |       | 82 | 14 | 18  | 32  | 33  |
| Sergei Zholtok     | MIN   | 59 | 13 | 16  | 29  | 19  |
|                    | NSH   | 11 | 1  | 1   | 2   | 0   |
|                    | Total | 70 | 14 | 17  | 31  | 19  |
| Adam Hall          |       | 79 | 13 | 14  | 27  | 37  |
| Andreas Johansson  |       | 47 | 12 | 15  | 27  | 26  |
| Dan Hamhuis        |       | 80 | 7  | 19  | 26  | 57  |
| Denis Arhipov      |       | 72 | 9  | 12  | 21  | 22  |
| Rem Murray         |       | 39 | 8  | 9   | 17  | 12  |
| Jason York         |       | 67 | 2  | 13  | 15  | 64  |
| Mark Eaton         |       | 75 | 4  | 9   | 13  | 26  |
| Jeremy Stevenson   | MIN   | 3  | 0  | 0   | 0   | 2   |
|                    | NSH   | 53 | 5  | 4   | 9   | 103 |
|                    | Total | 56 | 5  | 4   | 9   | 105 |
| Andrew Hutchinson  |       | 18 | 4  | 4   | 8   | 4   |
| Jordin Tootoo      |       | 70 | 4  | 4   | 8   | 137 |
| Shane Hnidy        | OTT   | 37 | 0  | 5   | 5   | 72  |
|                    | NSH   | 9  | 0  | 2   | 2   | 10  |
|                    | Total | 46 | 0  | 7   | 7   | 82  |
| Wyatt Smith        |       | 18 | 3  | 1   | 4   | 2   |
| Jim McKenzie       |       | 61 | 1  | 3   | 4   | 88  |
| Jason Morgan       | CGY   | 13 | 0  | 2   | 2   | 2   |
|                    | NSH   | 6  | 0  | 2   | 2   | 2   |
|                    | Total | 19 | 0  | 4   | 4   | 4   |
| Brad Bombardir     | MIN   | 56 | 1  | 2   | 3   | 21  |
|                    | NSH   | 13 | 0  | 0   | 0   | 4   |
|                    | Total | 69 | 1  | 2   | 3   | 25  |
| Robert Schnabel    |       | 20 | 0  | 3   | 3   | 34  |
| Jamie Allison      |       | 47 | 0  | 3   | 3   | 76  |
| Simon Gamahe       | ATL   | 2  | 0  | 1   | 1   | 0   |
|                    | NSH   | 7  | 1  | 0   | 1   | 0   |
|                    | Total | 9  | 1  | 1   | 2   | 0   |
| Tomas Vokoun       |       | 73 | 0  | 2   | 2   | 35  |
| Stan Neckar        | NSH   | 1  | 0  | 1   | 1   | 0   |
| Tomas Kloucek      | NSH   | 5  | 0  | 1   | 1   | 10  |
| Scottie Upshall    |       | 7  | 0  | 1   | 1   | 0   |
| Michael Farrell    |       | 1  | 0  | 0   | 0   | 0   |
| Libor Pivko        |       | 1  | 0  | 0   | 0   | 0   |
| Mathieu Darche     |       | 2  | 0  | 0   | 0   | 0   |
| Timofei Shishkanov |       | 2  | 0  | 0   | 0   | 0   |
| Wade Brookbank     | NSH   | 9  | 0  | 0   | 0   | 38  |
| Vernon Fiddler     |       | 17 | 0  | 0   | 0   | 23  |
| Chris Mason        |       | 17 | 0  | 0   | 0   | 4   |

### GOALTENDING

|                   | GPI       | MINS        | AVG         | W         | L         | T         | SO       | GA         | SA SV%           | G        | A        | PIM       |
|-------------------|-----------|-------------|-------------|-----------|-----------|-----------|----------|------------|------------------|----------|----------|-----------|
| Tomas Vokoun      | 73        | 4221        | 2.53        | 34        | 29        | 10        | 3        | 178        | 1958 .909        | 0        | 2        | 35        |
| Chris Mason       | 17        | 744         | 2.18        | 4         | 4         | 1         | 1        | 27         | 365 .926         | 0        | 0        | 4         |
| <b>NSH TOTALS</b> | <b>82</b> | <b>4999</b> | <b>2.60</b> | <b>38</b> | <b>33</b> | <b>11</b> | <b>4</b> | <b>217</b> | <b>2335 .907</b> | <b>0</b> | <b>2</b> | <b>39</b> |

### RESULTS

| GM# | Date    | OPP   | Score    | Result | GF  | GA  |
|-----|---------|-------|----------|--------|-----|-----|
| 1   | Oct. 9  | ANA   | 3-1      | W      | 3   | 1   |
| 2   | Oct. 11 | DAL   | 1-3      | L      | 4   | 4   |
| 3   | Oct. 16 | STL   | 4-1      | W      | 8   | 5   |
| 4   | Oct. 18 | CBJ   | 3-2      | W      | 11  | 7   |
| 5   | Oct. 19 | @CHI  | 1-3      | L      | 12  | 10  |
| 6   | Oct. 23 | @ATL  | 2-4      | L      | 14  | 14  |
| 7   | Oct. 25 | COL   | 3-5      | L      | 17  | 19  |
| 8   | Oct. 28 | @STL  | 0-1      | L      | 17  | 20  |
| 9   | Oct. 30 | DET   | 5-3      | W      | 22  | 23  |
| 10  | Nov. 1  | DAL   | 1-1 (OT) | T      | 23  | 24  |
| 11  | Nov. 2  | @DAL  | 3-7      | L      | 26  | 31  |
| 12  | Nov. 5  | VAN   | 3-4      | L      | 29  | 35  |
| 13  | Nov. 7  | CHI   | 1-2      | L      | 30  | 37  |
| 14  | Nov. 8  | @DET  | 4-3      | W      | 34  | 40  |
| 15  | Nov. 13 | CGY   | 4-1      | W      | 38  | 41  |
| 16  | Nov. 15 | NYI   | 4-3      | W      | 42  | 44  |
| 17  | Nov. 19 | @LA   | 0-3      | L      | 42  | 47  |
| 18  | Nov. 21 | @ANA  | 4-3 (OT) | W      | 46  | 50  |
| 19  | Nov. 22 | @SJ   | 1-3      | L      | 47  | 53  |
| 20  | Nov. 24 | @COL  | 3-2      | W      | 50  | 55  |
| 21  | Nov. 26 | CBJ   | 4-2      | W      | 54  | 57  |
| 22  | Nov. 28 | @BOS  | 2-1      | W      | 56  | 58  |
| 23  | Nov. 29 | BUF   | 4-1      | W      | 60  | 59  |
| 24  | Dec. 3  | @CAR  | 2-1 (OT) | W      | 62  | 60  |
| 25  | Dec. 4  | @CBJ  | 4-2      | W      | 66  | 62  |
| 26  | Dec. 6  | @STL  | 1-4      | L      | 67  | 66  |
| 27  | Dec. 11 | LA    | 1-4      | L      | 68  | 70  |
| 28  | Dec. 13 | FLA   | 2-2 (OT) | T      | 70  | 72  |
| 29  | Dec. 16 | VAN   | 1-2 (OT) | OTL    | 71  | 74  |
| 30  | Dec. 18 | @MTL  | 4-5 (OT) | OTL    | 75  | 79  |
| 31  | Dec. 20 | DET   | 1-0      | W      | 76  | 79  |
| 32  | Dec. 22 | PHX   | 3-3 (OT) | T      | 79  | 82  |
| 33  | Dec. 23 | @MIN  | 3-3 (OT) | T      | 82  | 85  |
| 34  | Dec. 26 | @DAL  | 1-2      | L      | 83  | 87  |
| 35  | Dec. 27 | @PHX  | 3-1      | W      | 86  | 88  |
| 36  | Dec. 29 | @S.J. | 2-5      | L      | 88  | 93  |
| 37  | Jan. 1  | PIT   | 3-2      | W      | 91  | 95  |
| 38  | Jan. 3  | N.J.  | 3-2      | W      | 94  | 97  |
| 39  | Jan. 5  | @DET  | 0-6      | L      | 94  | 103 |
| 40  | Jan. 6  | @TOR  | 1-2      | L      | 95  | 105 |
| 41  | Jan. 8  | COL   | 4-3 (OT) | W      | 99  | 108 |
| 42  | Jan. 10 | STL   | 3-1      | W      | 102 | 109 |
| 43  | Jan. 12 | @MIN  | 3-3 (OT) | T      | 105 | 112 |
| 44  | Jan. 13 | LA    | 0-0 (OT) | T      | 105 | 112 |
| 45  | Jan. 15 | PHX   | 4-3      | W      | 109 | 115 |
| 46  | Jan. 17 | EDM   | 2-1      | W      | 111 | 116 |
| 47  | Jan. 19 | MIN   | 2-1      | W      | 113 | 117 |
| 48  | Jan. 22 | @CGY  | 0-4      | L      | 113 | 121 |
| 49  | Jan. 24 | @EDM  | 4-3      | W      | 117 | 124 |
| 50  | Jan. 25 | @VAN  | 1-4      | L      | 118 | 128 |
| 51  | Jan. 29 | @CBJ  | 6-4      | W      | 124 | 132 |
| 52  | Jan. 31 | S.J.  | 3-2 (OT) | W      | 127 | 134 |
| 53  | Feb. 3  | DET   | 1-4      | L      | 128 | 138 |
| 54  | Feb. 5  | T.B.  | 2-5      | L      | 130 | 143 |
| 55  | Feb. 11 | @CHI  | 2-5      | L      | 132 | 148 |
| 56  | Feb. 13 | WAS   | 5-2      | W      | 137 | 150 |
| 57  | Feb. 15 | EDM   | 2-2 (OT) | T      | 139 | 152 |
| 58  | Feb. 16 | @CBJ  | 2-4      | L      | 141 | 156 |
| 59  | Feb. 18 | S.J.  | 7-3      | W      | 148 | 159 |
| 60  | Feb. 20 | @ANA  | 3-2 (OT) | W      | 151 | 161 |
| 61  | Feb. 21 | @PHX  | 8-2      | W      | 159 | 163 |
| 62  | Feb. 23 | @LA   | 0-3      | L      | 159 | 166 |
| 63  | Feb. 26 | MIN   | 4-1      | W      | 163 | 167 |
| 64  | Feb. 28 | NYR   | 2-1 (OT) | W      | 165 | 168 |
| 65  | Mar. 1  | CHI   | 2-2 (OT) | T      | 167 | 170 |
| 66  | Mar. 3  | @PHI  | 2-5      | L      | 169 | 175 |
| 67  | Mar. 4  | @PIT  | 9-4      | W      | 178 | 179 |
| 68  | Mar. 6  | @OTT  | 2-4      | L      | 180 | 183 |
| 69  | Mar. 9  | BOS   | 2-3      | L      | 182 | 186 |
| 70  | Mar. 11 | @STL  | 1-1 (OT) | T      | 183 | 187 |
| 71  | Mar. 13 | CGY   | 4-4 (OT) | T      | 187 | 191 |
| 72  | Mar. 14 | @DET  | 2-3 (OT) | OTL    | 189 | 194 |
| 73  | Mar. 16 | @VAN  | 2-2 (OT) | T      | 191 | 196 |
| 74  | Mar. 19 | @EDM  | 4-5      | L      | 195 | 201 |
| 75  | Mar. 20 | @CGY  | 3-1      | W      | 198 | 202 |
| 76  | Mar. 23 | ANA   | 1-4      | L      | 199 | 206 |
| 77  | Mar. 25 | @NYR  | 4-2      | W      | 203 | 208 |
| 78  | Mar. 27 | CBJ   | 2-3 (OT) | OTL    | 205 | 211 |
| 79  | Mar. 30 | CHI   | 5-2      | W      | 210 | 213 |
| 80  | Apr. 1  | @CHI  | 3-1      | W      | 213 | 214 |
| 81  | Apr. 3  | STL   | 1-4      | L      | 214 | 218 |
| 82  | Apr. 4  | @COL  | 2-1 (OT) | W      | 216 | 219 |

# TEAM HISTORY & RECORDS

## 2005-06 FINAL SCORING

### RESULTS

| GM# | Date    | OPP  | Score    | Result | GF  | GA  |
|-----|---------|------|----------|--------|-----|-----|
| 1   | Oct. 5  | S.J  | 3-2      | W      | 3   | 2   |
| 2   | Oct. 8  | ANA  | 3-2 (SO) | W      | 6   | 4   |
| 3   | Oct. 12 | @COL | 5-4      | W      | 11  | 8   |
| 4   | Oct. 13 | @PHX | 5-4 (SO) | W      | 16  | 12  |
| 5   | Oct. 15 | @STL | 4-1      | W      | 20  | 13  |
| 6   | Oct. 20 | STL  | 3-2 (SO) | W      | 23  | 15  |
| 7   | Oct. 22 | S.J  | 2-1      | W      | 25  | 16  |
| 8   | Oct. 25 | CHI  | 5-3      | W      | 30  | 19  |
| 9   | Oct. 26 | @CBJ | 2-3 (OT) | OTL    | 32  | 22  |
| 10  | Oct. 29 | EDM  | 1-5      | L      | 33  | 27  |
| 11  | Nov. 1  | @ANA | 1-4      | L      | 34  | 31  |
| 12  | Nov. 2  | @S.J | 2-3 (OT) | OTL    | 36  | 34  |
| 13  | Nov. 5  | @L.A | 2-3 (SO) | SOL    | 38  | 37  |
| 14  | Nov. 8  | EDM  | 3-2      | W      | 41  | 39  |
| 15  | Nov. 10 | DAL  | 5-3      | W      | 46  | 42  |
| 16  | Nov. 12 | STL  | 3-1      | W      | 49  | 43  |
| 17  | Nov. 15 | L.A  | 3-2      | W      | 52  | 45  |
| 18  | Nov. 19 | @MIN | 2-4      | L      | 54  | 49  |
| 19  | Nov. 23 | @CBJ | 4-2      | W      | 58  | 51  |
| 20  | Nov. 24 | L.A  | 4-3      | W      | 62  | 54  |
| 21  | Nov. 26 | DAL  | 1-3      | L      | 63  | 57  |
| 22  | Nov. 29 | CGY  | 2-0      | W      | 65  | 57  |
| 23  | Dec. 1  | MIN  | 2-1      | W      | 67  | 58  |
| 24  | Dec. 3  | PHI  | 4-3 (SO) | W      | 71  | 61  |
| 25  | Dec. 7  | @WSH | 5-2      | W      | 76  | 63  |
| 26  | Dec. 8  | NVR  | 1-5      | L      | 77  | 68  |
| 27  | Dec. 10 | @T.B | 3-4      | L      | 80  | 72  |
| 28  | Dec. 13 | @FLA | 3-7      | L      | 83  | 79  |
| 29  | Dec. 15 | CHI  | 5-3      | W      | 88  | 82  |
| 30  | Dec. 17 | CBJ  | 7-3      | W      | 95  | 85  |
| 31  | Dec. 20 | COL  | 3-2      | W      | 98  | 87  |
| 32  | Dec. 21 | @CHI | 6-1      | W      | 104 | 88  |
| 33  | Dec. 23 | @CBJ | 5-4      | W      | 109 | 92  |
| 34  | Dec. 27 | @CGY | 4-3      | W      | 113 | 95  |
| 35  | Dec. 28 | @VAN | 3-4      | L      | 116 | 99  |
| 36  | Dec. 30 | @EDM | 2-4      | L      | 118 | 103 |
| 37  | Jan. 1  | ANA  | 2-4      | L      | 120 | 107 |
| 38  | Jan. 3  | @COL | 0-3      | L      | 120 | 110 |
| 39  | Jan. 4  | @STL | 4-3      | W      | 124 | 113 |
| 40  | Jan. 6  | DET  | 1-3      | L      | 125 | 116 |
| 41  | Jan. 8  | @CHI | 5-1      | W      | 130 | 117 |
| 42  | Jan. 10 | NYI  | 2-1      | W      | 132 | 118 |
| 43  | Jan. 11 | @ATL | 3-4 (SO) | SOL    | 135 | 122 |
| 44  | Jan. 13 | @CAR | 4-5 (OT) | OTL    | 139 | 127 |
| 45  | Jan. 15 | PIT  | 5-4      | W      | 144 | 131 |
| 46  | Jan. 19 | N.J  | 3-4 (SO) | SOL    | 147 | 135 |
| 47  | Jan. 21 | CBJ  | 7-2      | W      | 154 | 137 |
| 48  | Jan. 23 | @DET | 3-2      | W      | 157 | 139 |
| 49  | Jan. 24 | @DET | 2-1 (OT) | W      | 159 | 140 |
| 50  | Jan. 26 | @MIN | 1-5      | L      | 160 | 145 |
| 51  | Jan. 28 | @CBJ | 3-4      | L      | 163 | 149 |
| 52  | Feb. 1  | @DAL | 1-2      | L      | 164 | 151 |
| 53  | Feb. 2  | COL  | 4-3 (OT) | W      | 168 | 154 |
| 54  | Feb. 4  | CHI  | 6-0      | W      | 174 | 154 |
| 55  | Feb. 6  | @DAL | 2-4      | L      | 176 | 158 |
| 56  | Feb. 8  | @DET | 0-6      | L      | 176 | 164 |
| 57  | Feb. 9  | DET  | 2-3      | L      | 178 | 167 |
| 58  | Feb. 11 | CBJ  | 5-2      | W      | 183 | 169 |
| 59  | Mar. 1  | @CHI | 0-3      | L      | 183 | 172 |
| 60  | Mar. 2  | VAN  | 3-1      | W      | 186 | 173 |
| 61  | Mar. 5  | @EDM | 2-3 (OT) | OTL    | 188 | 176 |
| 62  | Mar. 7  | @CGY | 3-2      | W      | 191 | 178 |
| 63  | Mar. 9  | @VAN | 3-2 (OT) | W      | 194 | 180 |
| 64  | Mar. 11 | @S.J | 2-3 (OT) | OTL    | 196 | 183 |
| 65  | Mar. 14 | VAN  | 5-0      | W      | 201 | 183 |
| 66  | Mar. 16 | PHX  | 2-0      | W      | 203 | 183 |
| 67  | Mar. 18 | CGY  | 9-4      | W      | 212 | 187 |
| 68  | Mar. 20 | STL  | 4-2      | W      | 216 | 189 |
| 69  | Mar. 21 | @DET | 3-2 (SO) | W      | 219 | 191 |
| 70  | Mar. 24 | @ANA | 3-6      | L      | 222 | 197 |
| 71  | Mar. 25 | @L.A | 4-6      | L      | 226 | 203 |
| 72  | Mar. 28 | @PHX | 3-5      | L      | 229 | 208 |
| 73  | Mar. 30 | DET  | 2-4      | L      | 231 | 212 |
| 74  | Apr. 1  | STL  | 2-1      | W      | 233 | 213 |
| 75  | Apr. 3  | CBJ  | 1-3      | L      | 234 | 216 |
| 76  | Apr. 5  | @CHI | 3-4      | L      | 237 | 220 |
| 77  | Apr. 6  | @STL | 3-0      | W      | 240 | 220 |
| 78  | Apr. 8  | CHI  | 2-1 (SO) | W      | 242 | 221 |
| 79  | Apr. 11 | @STL | 2-0      | W      | 244 | 221 |
| 80  | Apr. 13 | MIN  | 4-2      | W      | 248 | 223 |
| 81  | Apr. 15 | PHX  | 5-1      | W      | 253 | 224 |
| 82  | Apr. 18 | DET  | 6-3      | W      | 259 | 227 |

Record: 49-25-8

General Manager: David Poile

Head Coach: Barry Trotz

Associate Coach: Brent Peterson

Assistant Coach: Peter Horachek

Captain: Craig Johnson

| PLAYER           | GP  | G  | A  | PTS | PIM |     |
|------------------|-----|----|----|-----|-----|-----|
| Paul Kariya      | 82  | 31 | 54 | 85  | 40  |     |
| Steve Sullivan   | 69  | 31 | 37 | 68  | 50  |     |
| Mike Sillinger   | STL | 48 | 22 | 19  | 41  | 49  |
|                  | NSH | 31 | 10 | 12  | 22  | 14  |
| Total            | 79  | 32 | 31 | 63  | 63  |     |
| Yanic Perreault  | 69  | 22 | 35 | 57  | 30  |     |
| Kimmo Timonen    | 79  | 11 | 39 | 50  | 74  |     |
| Martin Erat      | 80  | 20 | 29 | 49  | 76  |     |
| Marek Zidlicky   | 67  | 12 | 37 | 49  | 82  |     |
| Scott Hartnell   | 81  | 25 | 23 | 48  | 101 |     |
| Dan Hamhuis      | 82  | 7  | 31 | 38  | 70  |     |
| Adam Hall        | 75  | 14 | 15 | 29  | 40  |     |
| David Legwand    | 44  | 7  | 19 | 26  | 34  |     |
| Scottie Upshall  | 48  | 8  | 16 | 24  | 34  |     |
| Greg Johnson     | 68  | 11 | 8  | 19  | 10  |     |
| Scott Walker     | 33  | 5  | 11 | 16  | 36  |     |
| Ryan Suter       | 71  | 1  | 15 | 16  | 66  |     |
| Jerred Smithson  | 66  | 5  | 9  | 14  | 54  |     |
| Brendan Witt     | WSH | 58 | 1  | 10  | 11  | 141 |
|                  | NSH | 17 | 0  | 3   | 3   | 68  |
| Total            | 75  | 1  | 13 | 14  | 209 |     |
| Darcy Hordichuk  | 74  | 7  | 6  | 13  | 163 |     |
| Vernon Fiddler   | 40  | 8  | 4  | 12  | 42  |     |
| Danny Markov     | 58  | 0  | 11 | 11  | 62  |     |
| Jordin Tootoo    | 34  | 4  | 6  | 10  | 55  |     |
| Shea Weber       | 28  | 2  | 8  | 10  | 42  |     |
| Jeremy Stevenson | NSH | 35 | 4  | 3   | 7   | 74  |
| Simon Gamache    | NSH | 11 | 0  | 0   | 0   | 0   |
|                  | STL | 15 | 3  | 4   | 7   | 10  |
| Total            | 26  | 3  | 4  | 7   | 10  |     |
| Scott Nichol     | 34  | 3  | 3  | 6   | 79  |     |
| Mark Eaton       | 69  | 3  | 1  | 4   | 44  |     |
| Kris Beech       | NSH | 5  | 1  | 2   | 3   | 0   |
| Greg Zanon       | 4   | 0  | 2  | 2   | 6   |     |
| Tomas Vokoun     | 61  | 0  | 2  | 2   | 26  |     |
| Chris Mason      | 23  | 1  | 0  | 1   | 0   |     |
| Jamie Allison    | 20  | 0  | 1  | 1   | 45  |     |
| Brian Finley     | 1   | 0  | 0  | 0   | 0   |     |
| Kevin Klein      | 2   | 0  | 0  | 0   | 0   |     |
| Pekka Rinne      | 2   | 0  | 0  | 0   | 0   |     |

| GOALTENDING       |           |             |             |           |           |          |          |            |             |             |          |          |           |
|-------------------|-----------|-------------|-------------|-----------|-----------|----------|----------|------------|-------------|-------------|----------|----------|-----------|
|                   | GPI       | MIN         | AVG         | W         | L         | OT       | SO       | GA         | SA          | SV%         | G        | A        | PIM       |
| Chris Mason       | 23        | 1227        | 2.54        | 12        | 5         | 1        | 2        | 52         | 597         | .913        | 1        | 0        | 0         |
| Tomas Vokoun      | 61        | 3601        | 2.67        | 36        | 18        | 7        | 4        | 160        | 1984        | .919        | 0        | 2        | 26        |
| Pekka Rinne       | 2         | 63          | 3.81        | 1         | 1         | 0        | 0        | 4          | 40          | .900        | 0        | 0        | 0         |
| Brian Finley      | 1         | 60          | 7.00        | 0         | 1         | 0        | 0        | 7          | 41          | .829        | 0        | 0        | 0         |
| <b>NSH TOTALS</b> | <b>82</b> | <b>4980</b> | <b>2.70</b> | <b>49</b> | <b>25</b> | <b>8</b> | <b>6</b> | <b>224</b> | <b>2663</b> | <b>.916</b> | <b>1</b> | <b>2</b> | <b>26</b> |

# TEAM HISTORY & RECORDS

## 2006-07 FINAL SCORING

Record: 51-23-8

General Manager: David Poile

Head Coach: Barry Trotz

Associate Coach: Brent Peterson

Assistant Coach: Peter Horachek

Captain: Kimmo Timonen

| PLAYER            | GP        | G         | A         | PTS       | PIM       |    |
|-------------------|-----------|-----------|-----------|-----------|-----------|----|
| Paul Kariya       | 82        | 24        | 52        | 76        | 36        |    |
| J-P Dumont        | 82        | 21        | 45        | 66        | 28        |    |
| David Legwand     | 78        | 27        | 36        | 63        | 44        |    |
| Steve Sullivan    | 57        | 22        | 38        | 60        | 20        |    |
| Martin Erat       | 68        | 16        | 41        | 57        | 50        |    |
| Peter Forsberg    | PHI       | 40        | 11        | 29        | 40        | 72 |
|                   | NSH       | 17        | 2         | 13        | 15        | 16 |
| <b>Total</b>      | <b>57</b> | <b>13</b> | <b>42</b> | <b>55</b> | <b>88</b> |    |
| Kimmo Timonen     | 80        | 13        | 42        | 55        | 42        |    |
| Jason Arnott      | 68        | 27        | 27        | 54        | 48        |    |
| Shea Weber        | 79        | 17        | 23        | 40        | 60        |    |
| Scott Hartnell    | 64        | 22        | 17        | 39        | 96        |    |
| Alexander Radulov | 64        | 18        | 19        | 37        | 26        |    |
| Marek Zidlicky    | 79        | 4         | 26        | 30        | 72        |    |
| Vernon Fiddler    | 72        | 11        | 15        | 26        | 40        |    |
| Ryan Suter        | 82        | 8         | 16        | 24        | 54        |    |
| Dan Hamhuis       | 81        | 6         | 14        | 20        | 66        |    |
| Scott Nichol      | 59        | 7         | 6         | 13        | 79        |    |
| Josef Vasicek     | NSH       | 38        | 4         | 9         | 13        | 29 |
| Vitaly Vishnevski | ATL       | 52        | 3         | 9         | 12        | 31 |
|                   | NSH       | 15        | 0         | 1         | 1         | 10 |
| <b>Total</b>      | <b>67</b> | <b>3</b>  | <b>10</b> | <b>13</b> | <b>41</b> |    |
| Jerred Smithson   | 64        | 5         | 7         | 12        | 42        |    |
| Jordin Tootoo     | 65        | 3         | 6         | 9         | 116       |    |
| Greg Zanon        | 66        | 3         | 5         | 8         | 32        |    |
| Ramzi Abid        | 13        | 1         | 4         | 5         | 13        |    |
| Darcy Hordichuk   | 53        | 1         | 3         | 4         | 90        |    |
| Scottie Upshall   | NSH       | 14        | 2         | 1         | 3         | 18 |
| Mikko Lehtonen    | NSH       | 15        | 1         | 2         | 3         | 8  |
| Tomas Vokoun      | 44        | 0         | 2         | 2         | 4         | 0  |
| Kevin Klein       | 3         | 1         | 0         | 1         | 0         | 0  |
| Sheldon Brookbank | 3         | 0         | 1         | 1         | 12        |    |
| Rich Peverley     | 13        | 0         | 1         | 1         | 0         |    |
| Chris Mason       | 40        | 0         | 1         | 1         | 4         |    |
| Patrick Leahy     | 1         | 0         | 0         | 0         | 0         |    |
| Michael Leighton  | NSH       | 1         | 0         | 0         | 0         | 0  |

### GOALTENDING

|                   | GPI       | MIN         | AVG         | W         | L         | OT       | SO        | GA         | SA          | SV%         | G        | A        | PIM      |
|-------------------|-----------|-------------|-------------|-----------|-----------|----------|-----------|------------|-------------|-------------|----------|----------|----------|
| Chris Mason       | 40        | 2342        | 2.38        | 24        | 11        | 4        | 5         | 93         | 1244        | .925        | 0        | 1        | 4        |
| Tomas Vokoun      | 44        | 2601        | 2.40        | 27        | 12        | 4        | 5         | 104        | 1299        | .920        | 0        | 2        | 4        |
| Michael Leighton  | 1         | 20          | 6.00        | 0         | 0         | 0        | 0         | 2          | 10          | .800        | 0        | 0        | 0        |
| <b>NSH TOTALS</b> | <b>82</b> | <b>4989</b> | <b>2.49</b> | <b>51</b> | <b>23</b> | <b>8</b> | <b>11</b> | <b>207</b> | <b>2561</b> | <b>.919</b> | <b>0</b> | <b>3</b> | <b>8</b> |

Vokoun & Mason shared a shutout on Nov. 23, 2006 vs. Vancouver.

### RESULTS

| GM# | Date    | OPP   | Score    | Result | GF  | GA  |
|-----|---------|-------|----------|--------|-----|-----|
| 1   | Oct. 5  | CHI   | 6-8      | L      | 6   | 8   |
| 2   | Oct. 7  | @MIN  | 5-6      | L      | 11  | 14  |
| 3   | Oct. 12 | @CHI  | 1-3      | L      | 12  | 17  |
| 4   | Oct. 14 | PHX   | 4-1      | W      | 16  | 18  |
| 5   | Oct. 16 | @NYI  | 2-1 (SO) | W      | 18  | 19  |
| 6   | Oct. 18 | @NYR  | 3-0      | W      | 21  | 19  |
| 7   | Oct. 19 | @N.J. | 4-3 (SO) | W      | 25  | 22  |
| 8   | Oct. 21 | VAN   | 3-4 (OT) | OTL    | 28  | 26  |
| 9   | Oct. 26 | S.J.  | 4-3      | W      | 32  | 29  |
| 10  | Oct. 28 | @CGY  | 3-2      | W      | 35  | 31  |
| 11  | Oct. 31 | @VAN  | 3-2      | W      | 38  | 33  |
| 12  | Nov. 1  | @EDM  | 5-3      | W      | 43  | 36  |
| 13  | Nov. 4  | @MIN  | 4-3      | W      | 47  | 39  |
| 14  | Nov. 10 | @DET  | 0-3      | L      | 47  | 42  |
| 15  | Nov. 11 | COL   | 1-0      | W      | 48  | 42  |
| 16  | Nov. 15 | @CBJ  | 5-4      | W      | 53  | 46  |
| 17  | Nov. 16 | MIN   | 6-7 (SO) | SOL    | 59  | 53  |
| 18  | Nov. 18 | CBJ   | 4-2      | W      | 63  | 55  |
| 19  | Nov. 20 | @CBJ  | 3-1      | W      | 66  | 56  |
| 20  | Nov. 22 | @DAL  | 0-1      | L      | 66  | 57  |
| 21  | Nov. 23 | VAN   | 6-0      | W      | 72  | 57  |
| 22  | Nov. 25 | DET   | 6-2      | W      | 78  | 59  |
| 23  | Nov. 29 | @PHI  | 3-2      | W      | 81  | 61  |
| 24  | Nov. 30 | @STL  | 5-4      | W      | 86  | 65  |
| 25  | Dec. 2  | CHI   | 3-4 (OT) | OTL    | 89  | 69  |
| 26  | Dec. 4  | @PHX  | 2-3      | L      | 91  | 72  |
| 27  | Dec. 6  | @ANA  | 0-4      | L      | 91  | 76  |
| 28  | Dec. 7  | @L.A. | 4-1      | W      | 95  | 77  |
| 29  | Dec. 9  | @S.J. | 1-3      | L      | 96  | 80  |
| 30  | Dec. 12 | EDM   | 3-2      | W      | 99  | 82  |
| 31  | Dec. 14 | OTT   | 6-0      | W      | 105 | 82  |
| 32  | Dec. 16 | STL   | 3-2 (SO) | W      | 108 | 84  |
| 33  | Dec. 17 | @STL  | 2-1 (OT) | W      | 110 | 85  |
| 34  | Dec. 20 | @CHI  | 2-1      | W      | 112 | 86  |
| 35  | Dec. 21 | BUF   | 2-7      | L      | 114 | 93  |
| 36  | Dec. 23 | L.A.  | 7-0      | W      | 121 | 93  |
| 37  | Dec. 26 | STL   | 3-2 (SO) | W      | 124 | 95  |
| 38  | Dec. 29 | @DAL  | 1-4      | L      | 125 | 99  |
| 39  | Dec. 30 | BOS   | 5-0      | W      | 130 | 99  |
| 40  | Jan. 1  | COL   | 3-5      | L      | 133 | 104 |
| 41  | Jan. 5  | @CHI  | 8-3      | W      | 141 | 107 |
| 42  | Jan. 6  | STL   | 3-2      | W      | 144 | 109 |
| 43  | Jan. 9  | ANA   | 5-4 (OT) | W      | 149 | 113 |
| 44  | Jan. 12 | CBJ   | 2-0      | W      | 151 | 113 |
| 45  | Jan. 13 | @CBJ  | 4-1      | W      | 155 | 114 |
| 46  | Jan. 15 | CGY   | 5-3      | W      | 160 | 117 |
| 47  | Jan. 17 | @DET  | 3-5      | L      | 163 | 122 |
| 48  | Jan. 18 | CBJ   | 4-0      | W      | 167 | 122 |
| 49  | Jan. 20 | CHI   | 6-3      | W      | 173 | 125 |
| 50  | Jan. 26 | @CHI  | 3-1      | W      | 176 | 126 |
| 51  | Jan. 27 | @STL  | 6-3      | W      | 182 | 129 |
| 52  | Jan. 30 | @COL  | 3-4      | L      | 185 | 133 |
| 53  | Feb. 1  | @PHX  | 2-3      | L      | 187 | 136 |
| 54  | Feb. 3  | ANA   | 3-0      | W      | 190 | 136 |
| 55  | Feb. 6  | @PIT  | 1-4      | L      | 191 | 140 |
| 56  | Feb. 8  | TOR   | 4-2      | W      | 195 | 142 |
| 57  | Feb. 10 | L.A.  | 1-4      | L      | 196 | 146 |
| 58  | Feb. 14 | S.J.  | 5-0      | W      | 201 | 146 |
| 59  | Feb. 16 | @STL  | 0-1      | L      | 201 | 147 |
| 60  | Feb. 17 | MIN   | 1-4      | L      | 202 | 151 |
| 61  | Feb. 19 | PHX   | 4-1      | W      | 206 | 152 |
| 62  | Feb. 22 | MTL   | 5-6 (SO) | SOL    | 211 | 158 |
| 63  | Feb. 24 | DET   | 4-3 (OT) | W      | 215 | 161 |
| 64  | Feb. 25 | @CBJ  | 4-3 (SO) | W      | 219 | 164 |
| 65  | Feb. 28 | @S.J. | 4-3 (SO) | W      | 223 | 167 |
| 66  | Mar. 3  | @L.A. | 6-3      | W      | 229 | 170 |
| 67  | Mar. 4  | @ANA  | 2-3 (SO) | SOL    | 231 | 173 |
| 68  | Mar. 6  | @DET  | 3-4 (SO) | SOL    | 234 | 177 |
| 69  | Mar. 8  | CGY   | 6-3      | W      | 240 | 180 |
| 70  | Mar. 10 | CBJ   | 2-1      | W      | 242 | 181 |
| 71  | Mar. 13 | DET   | 2-5      | L      | 244 | 186 |
| 72  | Mar. 14 | @DET  | 2-4      | L      | 246 | 190 |
| 73  | Mar. 17 | DAL   | 3-2      | W      | 249 | 192 |
| 74  | Mar. 21 | @VAN  | 0-2      | L      | 249 | 194 |
| 75  | Mar. 22 | @CGY  | 2-3 (OT) | OTL    | 251 | 197 |
| 76  | Mar. 24 | @EDM  | 4-0      | W      | 255 | 197 |
| 77  | Mar. 27 | EDM   | 4-3      | W      | 259 | 200 |
| 78  | Mar. 29 | DET   | 1-2      | L      | 260 | 202 |
| 79  | Mar. 31 | DAL   | 2-4      | L      | 262 | 206 |
| 80  | Apr. 3  | CHI   | 2-3 (SO) | SOL    | 264 | 209 |
| 81  | Apr. 5  | STL   | 4-1      | W      | 268 | 210 |
| 82  | Apr. 7  | @COL  | 4-2      | W      | 272 | 212 |

# TEAM HISTORY & RECORDS

## 2007-08 FINAL SCORING

### RESULTS

| GM# | Date    | OPP  | Score    | Result | GF  | GA  |
|-----|---------|------|----------|--------|-----|-----|
| 1   | Oct. 4  | COL  | 4-0      | W      | 4   | 0   |
| 2   | Oct. 6  | DAL  | 5-1      | W      | 9   | 1   |
| 3   | Oct. 10 | @STL | 1-4      | L      | 10  | 5   |
| 4   | Oct. 11 | PHX  | 3-6      | L      | 13  | 11  |
| 5   | Oct. 13 | CGY  | 4-7      | L      | 17  | 18  |
| 6   | Oct. 17 | @ANA | 1-3      | L      | 18  | 21  |
| 7   | Oct. 20 | @S.J | 0-3      | L      | 18  | 24  |
| 8   | Oct. 23 | @LA  | 0-6      | L      | 18  | 30  |
| 9   | Oct. 25 | ATL  | 3-0      | W      | 21  | 30  |
| 10  | Oct. 27 | FLA  | 4-3      | W      | 25  | 33  |
| 11  | Oct. 30 | @CGY | 1-5      | L      | 26  | 38  |
| 12  | Nov. 1  | @VAN | 3-0      | W      | 29  | 38  |
| 13  | Nov. 2  | @EDM | 4-1      | W      | 33  | 39  |
| 14  | Nov. 4  | @CHI | 5-2      | W      | 38  | 41  |
| 15  | Nov. 7  | @DET | 2-3 (SO) | SOL    | 40  | 44  |
| 16  | Nov. 10 | CBJ  | 4-3 (SO) | W      | 44  | 47  |
| 17  | Nov. 12 | @CBJ | 4-1      | W      | 48  | 48  |
| 18  | Nov. 15 | CHI  | 5-4 (OT) | W      | 53  | 52  |
| 19  | Nov. 17 | STL  | 2-3 (SO) | SOL    | 55  | 55  |
| 20  | Nov. 19 | @STL | 1-2      | L      | 56  | 57  |
| 21  | Nov. 22 | DET  | 3-2      | W      | 59  | 59  |
| 22  | Nov. 24 | MIN  | 3-4      | L      | 62  | 63  |
| 23  | Nov. 29 | @OTT | 6-5      | W      | 68  | 68  |
| 24  | Dec. 1  | @MTL | 5-4 (SO) | W      | 73  | 72  |
| 25  | Dec. 4  | @TOR | 1-3      | L      | 74  | 75  |
| 26  | Dec. 6  | VAN  | 2-5      | L      | 76  | 80  |
| 27  | Dec. 8  | ANA  | 4-2      | W      | 80  | 82  |
| 28  | Dec. 10 | DET  | 1-2      | L      | 81  | 84  |
| 29  | Dec. 13 | COL  | 1-2      | L      | 82  | 86  |
| 30  | Dec. 15 | @COL | 1-3      | L      | 83  | 89  |
| 31  | Dec. 18 | @MIN | 2-3      | L      | 85  | 92  |
| 32  | Dec. 19 | @CHI | 2-5      | L      | 87  | 97  |
| 33  | Dec. 22 | LA   | 4-3      | W      | 91  | 100 |
| 34  | Dec. 23 | @CBJ | 3-1      | W      | 94  | 101 |
| 35  | Dec. 26 | @CHI | 2-5      | L      | 96  | 106 |
| 36  | Dec. 27 | CBJ  | 4-3      | W      | 100 | 109 |
| 37  | Dec. 29 | S.J  | 2-5      | L      | 102 | 114 |
| 38  | Dec. 31 | @DAL | 1-0      | W      | 103 | 114 |
| 39  | Jan. 3  | EDM  | 5-2      | W      | 108 | 116 |
| 40  | Jan. 5  | MIN  | 4-1      | W      | 112 | 117 |
| 41  | Jan. 7  | @ANA | 2-5      | L      | 114 | 122 |
| 42  | Jan. 8  | @LA  | 7-0      | W      | 121 | 122 |
| 43  | Jan. 12 | @CBJ | 1-2 (SO) | SOL    | 122 | 124 |
| 44  | Jan. 13 | CHI  | 2-3 (SO) | SOL    | 124 | 127 |
| 45  | Jan. 15 | CGY  | 3-0      | W      | 127 | 127 |
| 46  | Jan. 17 | ANA  | 1-2      | L      | 128 | 129 |
| 47  | Jan. 19 | @STL | 5-2      | W      | 133 | 131 |
| 48  | Jan. 21 | STL  | 6-3      | W      | 139 | 134 |
| 49  | Jan. 22 | @COL | 4-0      | W      | 143 | 134 |
| 50  | Jan. 24 | @PHX | 3-4 (OT) | OTL    | 146 | 138 |
| 51  | Jan. 29 | @BOS | 1-3      | L      | 147 | 141 |
| 52  | Jan. 31 | CBJ  | 4-2      | W      | 151 | 143 |
| 53  | Feb. 2  | PHX  | 3-2 (OT) | W      | 154 | 145 |
| 54  | Feb. 5  | CAR  | 1-0      | W      | 155 | 145 |
| 55  | Feb. 7  | T.B  | 1-2 (OT) | OTL    | 156 | 147 |
| 56  | Feb. 9  | @S.J | 3-4      | L      | 159 | 151 |
| 57  | Feb. 10 | @PHX | 6-3      | W      | 165 | 154 |
| 58  | Feb. 12 | DET  | 4-2      | W      | 169 | 156 |
| 59  | Feb. 14 | CHI  | 1-6      | L      | 170 | 162 |
| 60  | Feb. 16 | STL  | 2-1 (OT) | W      | 172 | 163 |
| 61  | Feb. 17 | @MIN | 4-5 (OT) | OTL    | 176 | 168 |
| 62  | Feb. 19 | EDM  | 5-4      | W      | 181 | 172 |
| 63  | Feb. 21 | VAN  | 2-3 (SO) | SOL    | 183 | 175 |
| 64  | Feb. 23 | DAL  | 3-6      | L      | 186 | 181 |
| 65  | Feb. 27 | @BUF | 4-8      | L      | 190 | 189 |
| 66  | Mar. 1  | @DAL | 3-1      | W      | 193 | 190 |
| 67  | Mar. 4  | @EDM | 5-1      | W      | 198 | 191 |
| 68  | Mar. 6  | @VAN | 2-6      | L      | 200 | 197 |
| 69  | Mar. 7  | @CGY | 2-1 (OT) | W      | 202 | 198 |
| 70  | Mar. 9  | @DET | 3-4      | L      | 205 | 202 |
| 71  | Mar. 11 | S.J  | 1-2      | L      | 206 | 204 |
| 72  | Mar. 13 | LA   | 1-4      | L      | 207 | 208 |
| 73  | Mar. 15 | @DET | 3-1      | W      | 210 | 209 |
| 74  | Mar. 18 | WSH  | 2-4      | L      | 212 | 213 |
| 75  | Mar. 20 | DET  | 3-6      | L      | 215 | 219 |
| 76  | Mar. 22 | CHI  | 2-1 (SO) | W      | 217 | 220 |
| 77  | Mar. 25 | CBJ  | 3-0      | W      | 220 | 220 |
| 78  | Mar. 28 | @CBJ | 2-0      | W      | 222 | 220 |
| 79  | Mar. 30 | @DET | 0-1 (OT) | OTL    | 222 | 221 |
| 80  | Apr. 1  | @STL | 4-3 (OT) | W      | 226 | 224 |
| 81  | Apr. 3  | STL  | 3-2      | W      | 229 | 226 |
| 82  | Apr. 4  | @CHI | 1-3      | L      | 230 | 229 |

Record: 41-32-9

General Manager: David Poile

Head Coach: Barry Trotz

Associate Coach: Brent Peterson

Assistant Coach: Peter Horachek

Captain: Jason Arnott

| PLAYER            | GP     | G  | A  | PTS | PIM |    |
|-------------------|--------|----|----|-----|-----|----|
| J-P Dumont        | 80     | 29 | 43 | 72  | 34  |    |
| Jason Arnott      | 79     | 28 | 44 | 72  | 54  |    |
| Alexander Radulov | 81     | 26 | 32 | 58  | 44  |    |
| Martin Erat       | 76     | 23 | 34 | 57  | 40  |    |
| David Legwand     | 65     | 15 | 29 | 44  | 38  |    |
| Marek Zidlicky    | 79     | 5  | 38 | 43  | 63  |    |
| Jan Hlavac        | T.B    | 62 | 9  | 13  | 22  | 32 |
|                   | NSH    | 18 | 3  | 10  | 13  | 8  |
|                   | Totals | 80 | 12 | 23  | 35  | 40 |
| Vernon Fiddler    | 79     | 11 | 21 | 32  | 47  |    |
| Ryan Suter        | 76     | 7  | 24 | 31  | 71  |    |
| Radek Bonk        | 79     | 14 | 15 | 29  | 40  |    |
| Dan Hamhuis       | 80     | 4  | 23 | 27  | 66  |    |
| Martin Gelfinas   | 57     | 9  | 11 | 20  | 20  |    |
| Shea Weber        | 54     | 6  | 14 | 20  | 49  |    |
| Jordan Tootoo     | 63     | 11 | 7  | 18  | 100 |    |
| Scott Nichol      | 73     | 10 | 8  | 18  | 72  |    |
| Ville Koistinen   | 48     | 4  | 13 | 17  | 18  |    |
| Jerred Smithson   | 81     | 7  | 9  | 16  | 50  |    |
| Greg de Vries     | 77     | 4  | 11 | 15  | 71  |    |
| Brandon Bochenski | BOS    | 20 | 0  | 6   | 6   | 6  |
|                   | ANA    | 12 | 2  | 2   | 4   | 6  |
|                   | NSH    | 8  | 1  | 2   | 3   | 0  |
|                   | Totals | 40 | 3  | 10  | 13  | 12 |
| Rich Peverley     | 33     | 5  | 5  | 10  | 8   |    |
| Jed Ortmeyer      | 51     | 4  | 4  | 8   | 32  |    |
| Greg Zanon        | 78     | 0  | 5  | 5   | 24  |    |
| Darcy Hordichuk   | 45     | 1  | 2  | 3   | 60  |    |
| Kevin Klein       | 13     | 0  | 2  | 2   | 6   |    |
| Chris Mason       | 51     | 0  | 1  | 1   | 0   |    |
| Antti Pihlstrom   | 1      | 0  | 0  | 0   | 0   |    |
| Pekka Rinne       | 1      | 0  | 0  | 0   | 0   |    |
| Josh Langfeld     | 2      | 0  | 0  | 0   | 0   |    |
| Dan Ellis         | 44     | 0  | 0  | 0   | 0   |    |

### GOALTENDING

|                   | GPI       | MINS        | AVG         | W         | L         | OT       | SO        | GA         | SA          | SV%         | G        | A        | PIM      |
|-------------------|-----------|-------------|-------------|-----------|-----------|----------|-----------|------------|-------------|-------------|----------|----------|----------|
| Dan Ellis         | 44        | 2229        | 2.34        | 23        | 10        | 3        | 6         | 87         | 1147        | .924        | 0        | 0        | 0        |
| Chris Mason       | 51        | 2692        | 2.90        | 18        | 22        | 6        | 4         | 130        | 1278        | .898        | 0        | 1        | 0        |
| Pekka Rinne       | 1         | 29          | 0.00        | 0         | 0         | 0        | 0         | 0          | 8           | 1.000       | 0        | 0        | 0        |
| <b>NSH TOTALS</b> | <b>82</b> | <b>4983</b> | <b>2.61</b> | <b>41</b> | <b>32</b> | <b>9</b> | <b>10</b> | <b>217</b> | <b>2433</b> | <b>.911</b> | <b>0</b> | <b>1</b> | <b>0</b> |

# TEAM HISTORY & RECORDS

## 2008-09 FINAL SCORING

**Record:** 40-34-8

**General Manager:** David Poile

**Head Coach:** Barry Trotz

**Associate Coach:** Peter Peterson

**Assistant Coach:** Peter Horachek

**Captain:** Jason Arnott

| PLAYER           | GP        | G        | A        | PTS      | PIM       |    |
|------------------|-----------|----------|----------|----------|-----------|----|
| J-P Dumont       | 82        | 16       | 49       | 65       | 20        |    |
| Jason Arnott     | 65        | 33       | 24       | 57       | 49        |    |
| Shea Weber       | 81        | 23       | 30       | 53       | 80        |    |
| Martin Erat      | 71        | 17       | 33       | 50       | 48        |    |
| Ryan Suter       | 82        | 7        | 38       | 45       | 73        |    |
| David Legwand    | 73        | 20       | 22       | 42       | 32        |    |
| Joel Ward        | 79        | 17       | 18       | 35       | 29        |    |
| Steve Sullivan   | 41        | 11       | 21       | 32       | 30        |    |
| Dan Hamhuis      | 82        | 3        | 23       | 26       | 67        |    |
| Radek Bonk       | 66        | 9        | 16       | 25       | 34        |    |
| Vernon Fiddler   | 78        | 11       | 6        | 17       | 24        |    |
| Ryan Jones       | 46        | 7        | 10       | 17       | 22        |    |
| Jordin Tootoo    | 72        | 4        | 12       | 16       | 124       |    |
| Jerred Smithson  | 82        | 4        | 9        | 13       | 49        |    |
| Kevin Klein      | 63        | 4        | 8        | 12       | 19        |    |
| Greg Zanon       | 82        | 4        | 7        | 11       | 38        |    |
| Ville Koistinen  | 38        | 3        | 8        | 11       | 14        |    |
| Scott Nichol     | 43        | 4        | 6        | 10       | 41        |    |
| Rich Peverley    | NSH       | 27       | 2        | 7        | 9         | 15 |
| Patric Hornqvist | 28        | 2        | 5        | 7        | 16        |    |
| Antti Pihlstrom  | 53        | 2        | 5        | 7        | 10        |    |
| Cal O'Reilly     | 11        | 3        | 2        | 5        | 2         |    |
| Greg de Vries    | 71        | 1        | 4        | 5        | 65        |    |
| Wade Belak       | FLA       | 15       | 0        | 0        | 0         | 25 |
|                  | NSH       | 38       | 0        | 2        | 2         | 54 |
| <b>Total</b>     | <b>53</b> | <b>0</b> | <b>2</b> | <b>2</b> | <b>79</b> |    |
| Nick Tarnasky    | NSH       | 11       | 0        | 1        | 1         | 17 |
| Pekka Rinne      | 52        | 0        | 1        | 1        | 6         |    |
| Mike Santorelli  | 7         | 0        | 0        | 0        | 2         |    |
| Jed Ortmeyer     | 2         | 0        | 0        | 0        | 0         |    |
| Alexander Sulzer | 2         | 0        | 0        | 0        | 0         |    |
| Dan Ellis        | 35        | 0        | 0        | 0        | 0         |    |

### GOALTENDING

|                   | GPI       | MIN         | AVG         | W         | L         | OT       | SO        | GA         | SA          | SV%         | G        | A        | PIM      |
|-------------------|-----------|-------------|-------------|-----------|-----------|----------|-----------|------------|-------------|-------------|----------|----------|----------|
| Pekka Rinne       | 52        | 2999        | 2.38        | 29        | 15        | 4        | 7         | 119        | 1435        | .917        | 0        | 1        | 6        |
| Dan Ellis         | 35        | 1965        | 2.93        | 11        | 19        | 4        | 3         | 96         | 963         | .900        | 0        | 0        | 2        |
| <b>NSH TOTALS</b> | <b>82</b> | <b>4996</b> | <b>2.74</b> | <b>40</b> | <b>34</b> | <b>8</b> | <b>10</b> | <b>228</b> | <b>2411</b> | <b>.905</b> | <b>0</b> | <b>1</b> | <b>8</b> |

### RESULTS

| GM# | Date    | OPP  | Score    | Result | GF  | GA  |
|-----|---------|------|----------|--------|-----|-----|
| 1   | Oct. 10 | @STL | 2-5      | L      | 2   | 5   |
| 2   | Oct. 11 | DAL  | 3-1      | W      | 5   | 6   |
| 3   | Oct. 13 | @CHI | 3-2 (SO) | W      | 8   | 8   |
| 4   | Oct. 15 | @DAL | 4-6      | L      | 12  | 14  |
| 5   | Oct. 17 | @CBJ | 3-5      | L      | 15  | 19  |
| 6   | Oct. 18 | CBJ  | 6-3      | W      | 21  | 22  |
| 7   | Oct. 23 | CGY  | 3-5      | L      | 24  | 27  |
| 8   | Oct. 25 | LA   | 5-4      | W      | 29  | 31  |
| 9   | Oct. 28 | @WSH | 3-4 (SO) | SOL    | 32  | 35  |
| 10  | Oct. 30 | EDM  | 3-1      | W      | 35  | 36  |
| 11  | Nov. 1  | FLA  | 3-2 (SO) | W      | 38  | 38  |
| 12  | Nov. 4  | @VAN | 0-4      | L      | 38  | 42  |
| 13  | Nov. 6  | @CGY | 6-7      | L      | 44  | 49  |
| 14  | Nov. 8  | @COL | 0-1      | L      | 44  | 50  |
| 15  | Nov. 11 | @S.J | 4-3 (OT) | W      | 48  | 53  |
| 16  | Nov. 14 | @ANA | 4-3 (OT) | W      | 52  | 56  |
| 17  | Nov. 15 | @LA  | 3-1      | W      | 55  | 57  |
| 18  | Nov. 17 | S.J  | 1-4      | L      | 56  | 61  |
| 19  | Nov. 21 | @T.B | 1-4      | L      | 57  | 65  |
| 20  | Nov. 23 | @CAR | 5-2      | W      | 62  | 67  |
| 21  | Nov. 25 | STL  | 0-1 (SO) | SOL    | 62  | 68  |
| 22  | Nov. 28 | @ATL | 4-3 (OT) | W      | 66  | 71  |
| 23  | Nov. 29 | MIN  | 2-6      | L      | 68  | 77  |
| 24  | Dec. 1  | @BUF | 2-0      | W      | 70  | 77  |
| 25  | Dec. 4  | COL  | 3-2      | W      | 73  | 79  |
| 26  | Dec. 6  | MIN  | 1-0      | W      | 74  | 79  |
| 27  | Dec. 8  | @STL | 3-6      | L      | 77  | 85  |
| 28  | Dec. 9  | VAN  | 1-3      | L      | 78  | 88  |
| 29  | Dec. 11 | @CBJ | 1-2 (SO) | SOL    | 79  | 90  |
| 30  | Dec. 13 | DAL  | 3-0      | W      | 82  | 90  |
| 31  | Dec. 18 | @PHX | 1-2      | L      | 83  | 92  |
| 32  | Dec. 20 | NYI  | 1-0      | W      | 84  | 92  |
| 33  | Dec. 23 | @FLA | 0-3      | L      | 84  | 95  |
| 34  | Dec. 26 | DET  | 3-2      | W      | 87  | 97  |
| 35  | Dec. 28 | @EDM | 2-5      | L      | 89  | 102 |
| 36  | Dec. 29 | @COL | 1-5      | L      | 90  | 107 |
| 37  | Jan. 1  | VAN  | 1-2      | L      | 91  | 109 |
| 38  | Jan. 3  | CGY  | 2-3      | L      | 93  | 112 |
| 39  | Jan. 6  | COL  | 1-2      | L      | 94  | 114 |
| 40  | Jan. 8  | PIT  | 5-3      | W      | 99  | 117 |
| 41  | Jan. 10 | CHI  | 4-1      | W      | 103 | 118 |
| 42  | Jan. 11 | @CHI | 1-3      | L      | 104 | 121 |
| 43  | Jan. 13 | @TOR | 2-0      | W      | 106 | 121 |
| 44  | Jan. 15 | @MTL | 2-3      | L      | 108 | 124 |
| 45  | Jan. 17 | ATL  | 2-7      | L      | 110 | 131 |
| 46  | Jan. 19 | N.J  | 1-3      | L      | 111 | 134 |
| 47  | Jan. 28 | @VAN | 5-3      | W      | 116 | 137 |
| 48  | Jan. 30 | @CGY | 1-3      | L      | 117 | 140 |
| 49  | Feb. 1  | @EDM | 2-1      | W      | 119 | 141 |
| 50  | Feb. 3  | PHX  | 2-1      | W      | 121 | 142 |
| 51  | Feb. 5  | ANA  | 4-2      | W      | 125 | 144 |
| 52  | Feb. 6  | @MIN | 2-0      | W      | 127 | 144 |
| 53  | Feb. 8  | DAL  | 1-4      | L      | 128 | 148 |
| 54  | Feb. 10 | DET  | 3-5      | L      | 131 | 153 |
| 55  | Feb. 12 | STL  | 4-3 (SO) | W      | 135 | 156 |
| 56  | Feb. 14 | BOS  | 3-2 (SO) | W      | 138 | 158 |
| 57  | Feb. 16 | OTT  | 0-2      | L      | 138 | 160 |
| 58  | Feb. 18 | @DET | 2-6      | L      | 140 | 166 |
| 59  | Feb. 19 | STL  | 1-2 (OT) | OTL    | 141 | 168 |
| 60  | Feb. 21 | @STL | 1-0 (OT) | W      | 142 | 168 |
| 61  | Feb. 24 | CHI  | 5-3      | W      | 147 | 171 |
| 62  | Feb. 26 | PHX  | 4-1      | W      | 151 | 172 |
| 63  | Feb. 28 | DET  | 8-0      | W      | 159 | 172 |
| 64  | Mar. 3  | EDM  | 6-5 (OT) | W      | 165 | 177 |
| 65  | Mar. 5  | CBJ  | 4-2      | W      | 169 | 179 |
| 66  | Mar. 7  | @PHI | 1-4      | L      | 170 | 183 |
| 67  | Mar. 10 | WSH  | 1-2 (OT) | OTL    | 171 | 185 |
| 68  | Mar. 12 | NYR  | 2-4      | L      | 173 | 189 |
| 69  | Mar. 14 | @PHX | 2-0      | W      | 175 | 189 |
| 70  | Mar. 16 | @L.A | 4-3      | W      | 179 | 192 |
| 71  | Mar. 18 | @ANA | 3-4 (OT) | OTL    | 182 | 196 |
| 72  | Mar. 19 | @S.J | 2-3 (SO) | SOL    | 184 | 199 |
| 73  | Mar. 24 | ANA  | 1-2 (SO) | SOL    | 185 | 201 |
| 74  | Mar. 26 | S.J  | 3-2      | W      | 188 | 203 |
| 75  | Mar. 28 | LA   | 4-3 (OT) | W      | 192 | 206 |
| 76  | Mar. 29 | @DET | 4-3      | W      | 196 | 209 |
| 77  | Mar. 31 | @CBJ | 1-2      | L      | 197 | 211 |
| 78  | Apr. 3  | @CHI | 1-3      | L      | 198 | 214 |
| 79  | Apr. 4  | CBJ  | 5-4 (SO) | W      | 203 | 218 |
| 80  | Apr. 7  | CHI  | 2-4      | L      | 205 | 222 |
| 81  | Apr. 9  | @DET | 4-3 (SO) | W      | 209 | 225 |
| 82  | Apr. 10 | @MIN | 4-8      | L      | 213 | 233 |



# TEAM HISTORY & RECORDS

## 2009-10 FINAL SCORING

### RESULTS

| GM# | Date    | OPP   | Score    | Result | GF  | GA  |
|-----|---------|-------|----------|--------|-----|-----|
| 1   | Oct. 3  | @DAL  | 3-2 (SO) | W      | 3   | 2   |
| 2   | Oct. 8  | COL   | 3-2      | W      | 6   | 4   |
| 3   | Oct. 10 | BUF   | 0-1      | L      | 6   | 5   |
| 4   | Oct. 12 | EDM   | 1-6      | L      | 7   | 11  |
| 5   | Oct. 14 | @DAL  | 0-6      | L      | 7   | 17  |
| 6   | Oct. 15 | CHI   | 1-3      | L      | 8   | 20  |
| 7   | Oct. 17 | @WSH  | 2-3 (SO) | SOL    | 10  | 23  |
| 8   | Oct. 21 | @BOS  | 2-3      | L      | 12  | 26  |
| 9   | Oct. 22 | @OTT  | 6-5 (OT) | W      | 18  | 31  |
| 10  | Oct. 24 | @CHI  | 0-2      | L      | 18  | 33  |
| 11  | Oct. 28 | @MIN  | 4-3      | W      | 22  | 36  |
| 12  | Oct. 29 | CHI   | 2-0      | W      | 24  | 36  |
| 13  | Oct. 31 | DAL   | 4-2      | W      | 28  | 38  |
| 14  | Nov. 5  | @ANA  | 0-4      | L      | 28  | 42  |
| 15  | Nov. 7  | @LA   | 3-1      | W      | 31  | 43  |
| 16  | Nov. 10 | @S.J  | 3-4      | L      | 34  | 47  |
| 17  | Nov. 12 | @STL  | 3-1      | W      | 37  | 48  |
| 18  | Nov. 14 | MTL   | 2-0      | W      | 39  | 48  |
| 19  | Nov. 17 | S.J   | 4-3      | W      | 43  | 51  |
| 20  | Nov. 19 | N.J   | 3-2 (SO) | W      | 46  | 53  |
| 21  | Nov. 21 | CBJ   | 4-3 (SO) | W      | 50  | 56  |
| 22  | Nov. 23 | DET   | 3-1      | W      | 53  | 57  |
| 23  | Nov. 25 | @COL  | 4-3 (OT) | W      | 57  | 60  |
| 24  | Nov. 27 | STL   | 1-3      | L      | 58  | 63  |
| 25  | Nov. 28 | FLA   | 4-1      | W      | 62  | 64  |
| 26  | Nov. 30 | CGY   | 0-5      | L      | 62  | 69  |
| 27  | Dec. 2  | @MIN  | 4-5 (OT) | OTL    | 66  | 74  |
| 28  | Dec. 4  | @CHI  | 4-1      | W      | 70  | 75  |
| 29  | Dec. 5  | MIN   | 3-5      | L      | 73  | 80  |
| 30  | Dec. 8  | VAN   | 4-2      | W      | 77  | 82  |
| 31  | Dec. 10 | CBJ   | 4-3 (SO) | W      | 81  | 85  |
| 32  | Dec. 12 | DET   | 2-3 (OT) | OTL    | 83  | 88  |
| 33  | Dec. 14 | @CBJ  | 5-3      | W      | 88  | 91  |
| 34  | Dec. 15 | T.B   | 7-4      | W      | 95  | 95  |
| 35  | Dec. 17 | @EDM  | 6-3      | W      | 101 | 98  |
| 36  | Dec. 19 | @CGY  | 5-3      | W      | 106 | 101 |
| 37  | Dec. 22 | @VAN  | 1-4      | L      | 107 | 105 |
| 38  | Dec. 26 | CHI   | 1-4      | L      | 108 | 109 |
| 39  | Dec. 27 | @CHI  | 4-5      | L      | 112 | 114 |
| 40  | Dec. 29 | @STL  | 4-3      | W      | 116 | 117 |
| 41  | Dec. 31 | @CBJ  | 2-1 (OT) | W      | 118 | 118 |
| 42  | Jan. 2  | ANA   | 3-1      | W      | 121 | 119 |
| 43  | Jan. 5  | CGY   | 1-3      | L      | 122 | 122 |
| 44  | Jan. 7  | CAR   | 4-2      | W      | 126 | 124 |
| 45  | Jan. 9  | ANA   | 2-3      | L      | 128 | 127 |
| 46  | Jan. 11 | @VAN  | 3-2      | W      | 131 | 129 |
| 47  | Jan. 12 | @EDM  | 5-3      | W      | 136 | 132 |
| 48  | Jan. 15 | @CGY  | 1-0      | W      | 137 | 132 |
| 49  | Jan. 18 | TOR   | 3-4      | L      | 140 | 136 |
| 50  | Jan. 21 | @PHX  | 2-4      | L      | 142 | 140 |
| 51  | Jan. 22 | @COL  | 1-2      | L      | 143 | 142 |
| 52  | Jan. 26 | @CBJ  | 2-3      | L      | 145 | 145 |
| 53  | Jan. 29 | @DET  | 2-4      | L      | 147 | 149 |
| 54  | Jan. 30 | ATL   | 4-3      | W      | 151 | 152 |
| 55  | Feb. 2  | PHX   | 0-1 (SO) | SOL    | 151 | 153 |
| 56  | Feb. 4  | COL   | 5-3      | W      | 156 | 156 |
| 57  | Feb. 6  | S.J   | 3-4      | L      | 159 | 160 |
| 58  | Feb. 9  | @NYI  | 3-4 (SO) | SOL    | 162 | 164 |
| 59  | Feb. 10 | @N.YR | 2-1      | W      | 164 | 165 |
| 60  | Feb. 12 | @N.J  | 2-5      | L      | 166 | 170 |
| 61  | Feb. 14 | @PIT  | 4-3 (SO) | W      | 170 | 173 |
| 62  | Mar. 2  | EDM   | 4-3      | W      | 174 | 176 |
| 63  | Mar. 4  | LA    | 4-2      | W      | 178 | 178 |
| 64  | Mar. 5  | @DET  | 2-5      | L      | 180 | 183 |
| 65  | Mar. 7  | VAN   | 2-4      | L      | 182 | 187 |
| 66  | Mar. 9  | @ATL  | 2-1      | W      | 184 | 188 |
| 67  | Mar. 11 | @S.J  | 5-8      | L      | 189 | 196 |
| 68  | Mar. 12 | @ANA  | 1-0      | W      | 190 | 196 |
| 69  | Mar. 14 | @LA   | 3-2      | W      | 193 | 198 |
| 70  | Mar. 16 | PHI   | 4-3 (SO) | W      | 197 | 201 |
| 71  | Mar. 18 | MIN   | 5-0      | W      | 202 | 201 |
| 72  | Mar. 20 | CBJ   | 1-0 (OT) | W      | 203 | 201 |
| 73  | Mar. 21 | @STL  | 3-2      | W      | 206 | 203 |
| 74  | Mar. 23 | DAL   | 1-3      | L      | 207 | 206 |
| 75  | Mar. 25 | PHX   | 4-3 (SO) | W      | 211 | 209 |
| 76  | Mar. 27 | DET   | 0-1 (SO) | SOL    | 211 | 210 |
| 77  | Mar. 29 | @FLA  | 3-2 (OT) | W      | 214 | 212 |
| 78  | Mar. 30 | LA    | 0-2      | L      | 214 | 214 |
| 79  | Apr. 1  | STL   | 3-2      | W      | 217 | 216 |
| 80  | Apr. 3  | @DET  | 4-3 (OT) | W      | 221 | 219 |
| 81  | Apr. 7  | @PHX  | 2-5      | L      | 223 | 224 |
| 82  | Apr. 10 | STL   | 2-1 (SO) | W      | 225 | 225 |

Record: 47-29-6

General Manager: David Poile

Head Coach: Barry Trotz

Associate Coach: Brent Peterson

Assistant Coach: Peter Horachek

Captain: Jason Arnott

| PLAYER             | GP  | G  | A  | PTS | PIM |    |
|--------------------|-----|----|----|-----|-----|----|
| Patric Hornqvist   | 80  | 30 | 21 | 51  | 40  |    |
| Steve Sullivan     | 82  | 17 | 34 | 51  | 35  |    |
| Martin Erat        | 74  | 21 | 28 | 49  | 50  |    |
| Jason Arnott       | 63  | 19 | 27 | 46  | 26  |    |
| J-P Dumont         | 74  | 17 | 28 | 45  | 20  |    |
| Shea Weber         | 78  | 16 | 27 | 43  | 36  |    |
| David Legwand      | 82  | 11 | 27 | 38  | 24  |    |
| Ryan Suter         | 82  | 4  | 33 | 37  | 48  |    |
| Joel Ward          | 71  | 13 | 21 | 34  | 18  |    |
| Marcel Goc         | 73  | 12 | 18 | 30  | 14  |    |
| Dustin Boyd        | CGY | 60 | 8  | 11  | 19  | 15 |
|                    | NSH | 18 | 3  | 2   | 5   | 4  |
| Total              | 78  | 11 | 13 | 24  | 19  |    |
| Dan Hamhuis        | 78  | 5  | 19 | 24  | 49  |    |
| Denis Grebeshkov   | EDM | 47 | 6  | 13  | 19  | 26 |
|                    | NSH | 4  | 1  | 1   | 2   | 6  |
| Total              | 51  | 7  | 14 | 21  | 32  |    |
| Cody Franson       | 61  | 6  | 15 | 21  | 16  |    |
| Jordin Tootoo      | 51  | 6  | 10 | 16  | 40  |    |
| Colin Wilson       | 35  | 8  | 7  | 15  | 7   |    |
| Jerrold Smithson   | 69  | 9  | 4  | 13  | 54  |    |
| Ryan Jones         | NSH | 41 | 7  | 4   | 11  | 18 |
| Francis Bouillon   | 81  | 3  | 8  | 11  | 50  |    |
| Cal O'Reilly       | 31  | 2  | 9  | 11  | 4   |    |
| Kevin Klein        | 81  | 1  | 10 | 11  | 27  |    |
| Dave Scatchard     | 16  | 3  | 2  | 5   | 17  |    |
| Michael Santorelli | 25  | 2  | 1  | 3   | 8   |    |
| Andreas Thuresson  | 22  | 1  | 2  | 3   | 4   |    |
| Nick Spaling       | 28  | 0  | 3  | 3   | 0   |    |
| Alexander Sulzer   | 20  | 0  | 2  | 2   | 4   |    |
| Wade Belak         | 39  | 0  | 2  | 2   | 58  |    |
| Dan Ellis          | 31  | 0  | 1  | 1   | 4   |    |
| Teemu Laakso       | 7   | 0  | 0  | 0   | 2   |    |
| Peter Olvecky      | 1   | 0  | 0  | 0   | 0   |    |
| Triston Grant      | 3   | 0  | 0  | 0   | 9   |    |
| Ben Guite          | 6   | 0  | 0  | 0   | 4   |    |
| Pekka Rinne        | 58  | 0  | 0  | 0   | 2   |    |

### GOALTENDING

|                   | GPI       | MINS        | AVG         | W         | L         | OT       | SO       | GA         | SA          | SV%         | G        | A        | PIM      |
|-------------------|-----------|-------------|-------------|-----------|-----------|----------|----------|------------|-------------|-------------|----------|----------|----------|
| Dan Ellis         | 58        | 3246        | 2.53        | 32        | 16        | 5        | 7        | 137        | 1541        | .911        | 0        | 0        | 2        |
| Pekka Rinne       | 31        | 1715        | 2.69        | 15        | 13        | 1        | 1        | 77         | 848         | .909        | 0        | 1        | 4        |
| <b>NSH TOTALS</b> | <b>82</b> | <b>4991</b> | <b>2.66</b> | <b>47</b> | <b>29</b> | <b>6</b> | <b>8</b> | <b>221</b> | <b>2396</b> | <b>.908</b> | <b>0</b> | <b>1</b> | <b>6</b> |

# TEAM HISTORY & RECORDS

## 2010-11 FINAL SCORING

Record: 44-27-11

General Manager: David Poile

Head Coach: Barry Trotz

Associate Coach: Peter Peterson

Assistant Coach: Peter Horachek

Captain: Shea Weber

| PLAYER            | GP    | G  | A  | PTS | PIM |
|-------------------|-------|----|----|-----|-----|
| Sergei Kostitsyn  | 77    | 23 | 27 | 50  | 20  |
| Martin Erat       | 64    | 17 | 33 | 50  | 22  |
| Patric Hornqvist  | 79    | 21 | 27 | 48  | 47  |
| Shea Weber        | 82    | 16 | 32 | 48  | 56  |
| David Legwand     | 64    | 17 | 24 | 41  | 24  |
| Ryan Suter        | 70    | 4  | 35 | 39  | 54  |
| Mike Fisher       | OTT   | 55 | 14 | 10  | 24  |
|                   | NSH   | 27 | 5  | 7   | 12  |
|                   | Total | 82 | 19 | 17  | 36  |
| Colin Wilson      | 82    | 16 | 18 | 34  | 17  |
| Joel Ward         | 80    | 10 | 19 | 29  | 42  |
| Cody Franson      | 80    | 8  | 21 | 29  | 30  |
| Marcel Goc        | 51    | 9  | 15 | 24  | 6   |
| Steve Sullivan    | 44    | 10 | 12 | 22  | 28  |
| J-P Dumont        | 70    | 10 | 9  | 19  | 16  |
| Jordin Tootoo     | 54    | 8  | 10 | 18  | 61  |
| Cal O'Reilly      | 38    | 6  | 12 | 18  | 2   |
| Kevin Klein       | 81    | 2  | 16 | 18  | 24  |
| Nick Spaling      | 74    | 8  | 6  | 14  | 20  |
| Jerred Smithson   | 82    | 5  | 8  | 13  | 34  |
| Matt Halischuk    | 27    | 4  | 8  | 12  | 2   |
| Francis Bouillon  | 44    | 1  | 9  | 10  | 27  |
| Shane O'Brien     | 80    | 2  | 7  | 9   | 83  |
| Blake Geoffrion   | 20    | 6  | 2  | 8   | 7   |
| Jonathon Blum     | 23    | 3  | 5  | 8   | 8   |
| Alexander Sulzer  | NSH   | 31 | 1  | 3   | 4   |
|                   | NSH   | 9  | 1  | 2   | 3   |
| Marek Svatos      | 15    | 0  | 3  | 3   | 2   |
| Chris Mueller     | 1     | 0  | 0  | 0   | 0   |
| Mark Dekanich     | 1     | 0  | 0  | 0   | 0   |
| Teemu Laakso      | 1     | 0  | 0  | 0   | 0   |
| Matthew Lombardi  | 2     | 0  | 0  | 0   | 0   |
| Steve Begin       | 2     | 0  | 0  | 0   | 4   |
| Andreas Thuresson | 3     | 0  | 0  | 0   | 2   |
| Linus Klasen      | 4     | 0  | 0  | 0   | 0   |
| Wade Belak        | 15    | 0  | 0  | 0   | 18  |
| Anders Lindback   | 22    | 0  | 0  | 0   | 0   |
| Pekka Rinne       | 64    | 0  | 0  | 0   | 12  |

### GOALTENDING

|                   | GPI       | MINS        | AVG         | W         | L         | OT        | SO       | GA         | SA          | SV%         | G        | A        | PIM       |
|-------------------|-----------|-------------|-------------|-----------|-----------|-----------|----------|------------|-------------|-------------|----------|----------|-----------|
| Pekka Rinne       | 64        | 3789        | 2.12        | 33        | 22        | 9         | 6        | 134        | 1905        | .930        | 0        | 0        | 12        |
| Anders Lindback   | 22        | 1131        | 2.60        | 11        | 5         | 2         | 2        | 49         | 576         | .915        | 0        | 0        | 0         |
| Mark Dekanich     | 1         | 50          | 3.60        | 0         | 0         | 0         | 0        | 3          | 25          | .880        | 0        | 0        | 0         |
| <b>NSH TOTALS</b> | <b>82</b> | <b>4994</b> | <b>2.28</b> | <b>44</b> | <b>27</b> | <b>11</b> | <b>8</b> | <b>190</b> | <b>2510</b> | <b>.924</b> | <b>0</b> | <b>0</b> | <b>12</b> |

### RESULTS

| GM# | Date    | OPP   | Score    | Result | GF  | GA  |
|-----|---------|-------|----------|--------|-----|-----|
| 1   | Oct. 9  | ANA   | 4-1      | W      | 4   | 1   |
| 2   | Oct. 13 | @CHI  | 3-2      | W      | 7   | 3   |
| 3   | Oct. 14 | STL   | 4-3      | W      | 11  | 6   |
| 4   | Oct. 16 | WSH   | 2-3 (OT) | OTL    | 13  | 9   |
| 5   | Oct. 19 | CGY   | 0-1 (OT) | OTL    | 13  | 10  |
| 6   | Oct. 21 | PIT   | 3-4 (OT) | OTL    | 16  | 14  |
| 7   | Oct. 23 | @DAL  | 1-0      | W      | 17  | 14  |
| 8   | Oct. 24 | @TB   | 4-3      | W      | 21  | 17  |
| 9   | Oct. 28 | STL   | 0-3      | L      | 21  | 20  |
| 10  | Oct. 30 | @DET  | 2-5      | L      | 23  | 25  |
| 11  | Nov. 3  | @PHX  | 3-4      | L      | 26  | 29  |
| 12  | Nov. 6  | @LA   | 1-4      | L      | 27  | 33  |
| 13  | Nov. 7  | @ANA  | 4-5      | L      | 31  | 38  |
| 14  | Nov. 11 | @STL  | 3-2 (SO) | W      | 34  | 40  |
| 15  | Nov. 13 | CHI   | 4-3 (SO) | W      | 38  | 43  |
| 16  | Nov. 16 | @TOR  | 4-5      | L      | 42  | 48  |
| 17  | Nov. 18 | @MTL  | 3-0      | W      | 45  | 48  |
| 18  | Nov. 20 | @CAR  | 2-1 (SO) | W      | 47  | 49  |
| 19  | Nov. 22 | @CBJ  | 0-2      | L      | 47  | 51  |
| 20  | Nov. 24 | STL   | 1-2 (SO) | SOL    | 48  | 53  |
| 21  | Nov. 26 | @MIN  | 2-5      | L      | 50  | 58  |
| 22  | Nov. 27 | NYR   | 1-2 (SO) | SOL    | 51  | 60  |
| 23  | Nov. 30 | PHX   | 3-0      | W      | 54  | 60  |
| 24  | Dec. 1  | @CBJ  | 4-3 (SO) | W      | 58  | 63  |
| 25  | Dec. 4  | CAR   | 5-2      | W      | 63  | 65  |
| 26  | Dec. 6  | @ATL  | 2-3 (OT) | OTL    | 65  | 68  |
| 27  | Dec. 8  | @DET  | 3-2      | W      | 68  | 70  |
| 28  | Dec. 11 | FLA   | 3-0      | W      | 71  | 70  |
| 29  | Dec. 13 | NYI   | 5-0      | W      | 76  | 70  |
| 30  | Dec. 15 | S.J.  | 3-2      | W      | 79  | 72  |
| 31  | Dec. 17 | @N.J. | 3-1      | W      | 82  | 73  |
| 32  | Dec. 18 | LA    | 1-6      | L      | 83  | 79  |
| 33  | Dec. 22 | @CHI  | 1-4      | L      | 84  | 83  |
| 34  | Dec. 23 | OTT   | 1-2      | L      | 85  | 85  |
| 35  | Dec. 26 | @STL  | 0-2      | L      | 85  | 87  |
| 36  | Dec. 28 | DAL   | 2-4      | L      | 87  | 91  |
| 37  | Dec. 31 | @MIN  | 4-1      | W      | 91  | 92  |
| 38  | Jan. 2  | CBJ   | 4-1      | W      | 95  | 93  |
| 39  | Jan. 5  | @ANA  | 4-1      | W      | 99  | 94  |
| 40  | Jan. 6  | @LA   | 5-2      | W      | 104 | 96  |
| 41  | Jan. 8  | @S.J. | 2-1      | W      | 106 | 97  |
| 42  | Jan. 11 | MIN   | 5-1      | W      | 111 | 98  |
| 43  | Jan. 13 | @FLA  | 2-3      | L      | 113 | 101 |
| 44  | Jan. 15 | CHI   | 3-2 (SO) | W      | 116 | 103 |
| 45  | Jan. 16 | @CHI  | 3-6      | L      | 119 | 109 |
| 46  | Jan. 18 | @PHX  | 5-2      | W      | 124 | 111 |
| 47  | Jan. 20 | @COL  | 5-1      | W      | 129 | 112 |
| 48  | Jan. 23 | @EDM  | 3-2 (SO) | W      | 132 | 114 |
| 49  | Jan. 24 | @CGY  | 1-3      | L      | 133 | 117 |
| 50  | Jan. 26 | @VAN  | 1-2      | L      | 134 | 119 |
| 51  | Feb. 1  | CGY   | 2-3 (SO) | SOL    | 136 | 122 |
| 52  | Feb. 3  | @PHI  | 2-3      | L      | 138 | 125 |
| 53  | Feb. 5  | DET   | 3-0      | W      | 141 | 125 |
| 54  | Feb. 7  | EDM   | 0-4      | L      | 141 | 129 |
| 55  | Feb. 9  | @DET  | 4-1      | W      | 145 | 130 |
| 56  | Feb. 12 | COL   | 5-3      | W      | 150 | 133 |
| 57  | Feb. 15 | S.J.  | 1-2 (OT) | OTL    | 151 | 135 |
| 58  | Feb. 17 | VAN   | 3-1      | W      | 154 | 136 |
| 59  | Feb. 19 | PHX   | 2-3      | L      | 156 | 139 |
| 60  | Feb. 22 | @CBJ  | 0-4      | L      | 156 | 143 |
| 61  | Feb. 24 | CHI   | 0-3      | L      | 156 | 146 |
| 62  | Feb. 26 | @DAL  | 2-3      | L      | 158 | 149 |
| 63  | Feb. 27 | CBJ   | 3-2      | W      | 161 | 151 |
| 64  | Mar. 1  | EDM   | 1-2 (SO) | SOL    | 162 | 153 |
| 65  | Mar. 3  | @VAN  | 3-0      | W      | 165 | 153 |
| 66  | Mar. 6  | @CGY  | 2-3      | L      | 167 | 156 |
| 67  | Mar. 8  | @S.J. | 2-3 (OT) | OTL    | 169 | 159 |
| 68  | Mar. 10 | MIN   | 4-0      | W      | 173 | 159 |
| 69  | Mar. 12 | COL   | 4-2      | W      | 177 | 161 |
| 70  | Mar. 15 | LA    | 2-4      | L      | 179 | 165 |
| 71  | Mar. 17 | BOS   | 4-3 (OT) | W      | 183 | 168 |
| 72  | Mar. 19 | DET   | 3-1      | W      | 186 | 169 |
| 73  | Mar. 20 | @BUF  | 4-3 (OT) | W      | 190 | 172 |
| 74  | Mar. 22 | EDM   | 3-1      | W      | 193 | 173 |
| 75  | Mar. 24 | ANA   | 5-4      | W      | 198 | 177 |
| 76  | Mar. 26 | DAL   | 4-2      | W      | 202 | 179 |
| 77  | Mar. 29 | VAN   | 1-3      | L      | 203 | 182 |
| 78  | Mar. 31 | @COL  | 3-2      | W      | 206 | 184 |
| 79  | Apr. 2  | DET   | 3-4 (OT) | OTL    | 209 | 188 |
| 80  | Apr. 5  | ATL   | 6-3      | W      | 215 | 191 |
| 81  | Apr. 8  | CBJ   | 4-1      | W      | 219 | 192 |
| 82  | Apr. 9  | @STL  | 0-2      | L      | 219 | 194 |

# TEAM HISTORY & RECORDS

## 2011-12 FINAL SCORING

### RESULTS

| GM# | Date    | OPP   | Score    | Result | GF  | GA  |
|-----|---------|-------|----------|--------|-----|-----|
| 1   | Oct. 7  | @CBJ  | 3-2      | W      | 3   | 2   |
| 2   | Oct. 8  | @STL  | 4-2      | W      | 7   | 4   |
| 3   | Oct. 13 | PHX   | 2-5      | L      | 9   | 9   |
| 4   | Oct. 15 | N.J.  | 2-3 (SO) | SOL    | 11  | 12  |
| 5   | Oct. 17 | @EDM  | 1-3      | L      | 12  | 15  |
| 6   | Oct. 20 | @VAN  | 1-5      | L      | 13  | 20  |
| 7   | Oct. 22 | @CGY  | 2-0      | W      | 15  | 20  |
| 8   | Oct. 25 | S.J.  | 1-3      | L      | 16  | 23  |
| 9   | Oct. 27 | T.B.  | 5-3      | W      | 21  | 26  |
| 10  | Oct. 29 | ANA   | 3-0      | W      | 24  | 26  |
| 11  | Oct. 31 | @CHI  | 4-5 (OT) | OTL    | 28  | 31  |
| 12  | Nov. 3  | @PHX  | 3-0      | W      | 31  | 31  |
| 13  | Nov. 5  | @S.J. | 4-3 (OT) | W      | 35  | 34  |
| 14  | Nov. 8  | @L.A. | 3-4      | L      | 38  | 38  |
| 15  | Nov. 9  | @ANA  | 4-2      | W      | 42  | 40  |
| 16  | Nov. 12 | MTL   | 1-2 (OT) | OTL    | 43  | 42  |
| 17  | Nov. 15 | WSH   | 3-1      | W      | 46  | 43  |
| 18  | Nov. 17 | TOR   | 4-1      | W      | 50  | 44  |
| 19  | Nov. 19 | CBJ   | 3-4 (OT) | OTL    | 53  | 48  |
| 20  | Nov. 22 | EDM   | 2-6      | L      | 55  | 54  |
| 21  | Nov. 23 | @MIN  | 2-3      | L      | 57  | 57  |
| 22  | Nov. 26 | @DET  | 1-4      | L      | 58  | 61  |
| 23  | Nov. 28 | @EDM  | 2-1      | W      | 60  | 62  |
| 24  | Nov. 29 | @CGY  | 0-1      | L      | 60  | 63  |
| 25  | Dec. 1  | @VAN  | 6-5      | W      | 66  | 68  |
| 26  | Dec. 3  | BUF   | 2-3      | L      | 68  | 71  |
| 27  | Dec. 6  | PHX   | 2-3      | L      | 70  | 74  |
| 28  | Dec. 8  | @CBJ  | 4-3 (OT) | W      | 74  | 77  |
| 29  | Dec. 10 | ANA   | 3-2      | W      | 77  | 79  |
| 30  | Dec. 13 | CGY   | 2-1      | W      | 79  | 80  |
| 31  | Dec. 15 | DET   | 4-3      | W      | 83  | 83  |
| 32  | Dec. 17 | STL   | 2-1 (SO) | W      | 85  | 84  |
| 33  | Dec. 20 | @WSH  | 1-4      | L      | 86  | 88  |
| 34  | Dec. 22 | CBJ   | 6-5      | W      | 92  | 93  |
| 35  | Dec. 23 | @DAL  | 3-6      | L      | 95  | 99  |
| 36  | Dec. 26 | DET   | 1-4      | L      | 96  | 103 |
| 37  | Dec. 28 | MIN   | 2-1 (SO) | W      | 98  | 104 |
| 38  | Dec. 30 | @STL  | 2-1 (SO) | W      | 100 | 105 |
| 39  | Jan. 1  | CGY   | 5-3      | W      | 105 | 108 |
| 40  | Jan. 3  | DAL   | 1-4      | L      | 106 | 112 |
| 41  | Jan. 7  | CAR   | 5-2      | W      | 111 | 114 |
| 42  | Jan. 10 | @COL  | 4-1      | W      | 115 | 115 |
| 43  | Jan. 12 | COL   | 3-2 (OT) | W      | 118 | 117 |
| 44  | Jan. 14 | PHI   | 4-2      | W      | 122 | 119 |
| 45  | Jan. 16 | @NYI  | 3-1      | W      | 125 | 120 |
| 46  | Jan. 17 | @NYR  | 0-3      | L      | 125 | 123 |
| 47  | Jan. 19 | @CBJ  | 3-0      | W      | 128 | 123 |
| 48  | Jan. 21 | CHI   | 5-2      | W      | 133 | 125 |
| 49  | Jan. 23 | CBJ   | 4-1      | W      | 137 | 126 |
| 50  | Jan. 24 | @CHI  | 3-1      | W      | 140 | 127 |
| 51  | Jan. 31 | @MIN  | 5-4      | W      | 145 | 131 |
| 52  | Feb. 2  | @PHI  | 1-4      | L      | 146 | 135 |
| 53  | Feb. 4  | STL   | 3-1      | W      | 149 | 136 |
| 54  | Feb. 7  | VAN   | 3-4 (SO) | SOL    | 152 | 140 |
| 55  | Feb. 9  | @OTT  | 3-4      | L      | 155 | 144 |
| 56  | Feb. 11 | @BOS  | 3-4 (SO) | SOL    | 158 | 148 |
| 57  | Feb. 14 | CHI   | 3-2      | W      | 161 | 150 |
| 58  | Feb. 17 | @DET  | 1-2      | L      | 162 | 152 |
| 59  | Feb. 19 | @DAL  | 3-2      | W      | 165 | 154 |
| 60  | Feb. 21 | VAN   | 3-1      | W      | 168 | 155 |
| 61  | Feb. 23 | STL   | 2-3 (SO) | SOL    | 170 | 158 |
| 62  | Feb. 25 | S.J.  | 6-2      | W      | 176 | 160 |
| 63  | Feb. 27 | L.A.  | 2-1      | W      | 178 | 161 |
| 64  | Feb. 28 | @CAR  | 3-4      | L      | 181 | 165 |
| 65  | Mar. 3  | @FLA  | 3-1      | W      | 184 | 166 |
| 66  | Mar. 6  | L.A.  | 4-5      | L      | 188 | 171 |
| 67  | Mar. 8  | COL   | 4-2      | W      | 192 | 173 |
| 68  | Mar. 10 | DET   | 3-2      | W      | 195 | 175 |
| 69  | Mar. 12 | @PHX  | 5-4 (SO) | W      | 200 | 179 |
| 70  | Mar. 15 | @S.J. | 1-2 (SO) | SOL    | 201 | 181 |
| 71  | Mar. 17 | @L.A. | 2-4      | L      | 203 | 185 |
| 72  | Mar. 18 | @ANA  | 3-1      | W      | 206 | 186 |
| 73  | Mar. 20 | EDM   | 3-6      | L      | 209 | 192 |
| 74  | Mar. 22 | @PIT  | 1-5      | L      | 210 | 197 |
| 75  | Mar. 24 | WPG   | 3-1      | W      | 213 | 198 |
| 76  | Mar. 25 | @CHI  | 6-1      | W      | 219 | 199 |
| 77  | Mar. 27 | @STL  | 0-3      | L      | 219 | 202 |
| 78  | Mar. 30 | @DET  | 4-1      | W      | 223 | 203 |
| 79  | Mar. 31 | CHI   | 4-5      | L      | 227 | 208 |
| 80  | Apr. 3  | MIN   | 2-1 (SO) | W      | 229 | 209 |
| 81  | Apr. 5  | DAL   | 2-0      | W      | 231 | 209 |
| 82  | Apr. 7  | @COL  | 6-1      | W      | 237 | 210 |

Record: 48-26-8

General Manager: David Poile

Head Coach: Barry Trotz

Associate Coach: Peter Horachek

Assistant Coach: Lane Lambert

Captain: Shea Weber

| PLAYER            | GP  | G  | A  | PTS | PIM |    |
|-------------------|-----|----|----|-----|-----|----|
| Martin Erat       | 71  | 19 | 39 | 58  | 30  |    |
| David Legwand     | 78  | 19 | 34 | 53  | 26  |    |
| Mike Fisher       | 72  | 24 | 27 | 51  | 33  |    |
| Shea Weber        | 78  | 19 | 30 | 49  | 46  |    |
| Ryan Suter        | 79  | 7  | 39 | 46  | 30  |    |
| Patric Hornqvist  | 76  | 27 | 16 | 43  | 28  |    |
| Sergei Kostitsyn  | 75  | 17 | 26 | 43  | 34  |    |
| Andrei Kostitsyn  | MTL | 53 | 12 | 12  | 24  | 16 |
|                   | NSH | 19 | 4  | 8   | 12  | 10 |
| Total             | 72  | 16 | 20 | 36  | 26  |    |
| Craig Smith       | 72  | 14 | 22 | 36  | 30  |    |
| Colin Wilson      | 68  | 15 | 20 | 35  | 21  |    |
| Jordin Tootoo     | 77  | 6  | 24 | 30  | 92  |    |
| Matt Halischuk    | 73  | 15 | 13 | 28  | 27  |    |
| Nick Spaling      | 77  | 10 | 12 | 22  | 18  |    |
| Paul Gaustad      | BUF | 56 | 7  | 10  | 17  | 70 |
|                   | NSH | 14 | 0  | 4   | 4   | 6  |
| Total             | 70  | 7  | 14 | 21  | 76  |    |
| Kevin Klein       | 66  | 4  | 17 | 21  | 4   |    |
| Gabriel Bourque   | 43  | 7  | 12 | 19  | 6   |    |
| Roman Josi        | 52  | 5  | 11 | 16  | 14  |    |
| Hal Gill          | MTL | 53 | 1  | 7   | 8   | 29 |
|                   | NSH | 23 | 0  | 5   | 5   | 8  |
| Total             | 76  | 1  | 12 | 13  | 37  |    |
| Francis Bouillon  | 66  | 4  | 7  | 11  | 33  |    |
| Ryan Ellis        | 32  | 3  | 8  | 11  | 4   |    |
| Alexander Radulov | 9   | 3  | 4  | 7   | 4   |    |
| Jonathon Blum     | 33  | 3  | 4  | 7   | 6   |    |
| Brandon Yip       | COL | 10 | 0  | 0   | 0   | 8  |
|                   | NSH | 25 | 3  | 4   | 7   | 20 |
| Total             | 35  | 3  | 4  | 7   | 28  |    |
| Jack Hillen       | 55  | 2  | 4  | 6   | 20  |    |
| Jerred Smithson   | NSH | 53 | 1  | 5   | 6   | 30 |
| Blake Geoffrion   | NSH | 22 | 0  | 3   | 3   | 17 |
| Niclas Bergfors   | 11  | 1  | 1  | 2   | 2   |    |
| Brian McGrattan   | 30  | 0  | 2  | 2   | 61  |    |
| Cal O'Reilly      | NSH | 5  | 0  | 1   | 1   | 2  |
| Zack Stortini     | 1   | 0  | 0  | 0   | 7   |    |
| Ryan Thang        | 1   | 0  | 0  | 0   | 0   |    |
| Mattias Ekholm    | 2   | 0  | 0  | 0   | 0   |    |
| Chris Mueller     | 4   | 0  | 0  | 0   | 0   |    |
| Kyle Wilson       | 5   | 0  | 0  | 0   | 0   |    |
| Teemu Laakso      | 9   | 0  | 0  | 0   | 8   |    |

### GOALTENDING

|                 | GPI | MIN  | AVG  | W  | L  | OT | SO | GA  | SA   | SV%  | G | A | PIM |
|-----------------|-----|------|------|----|----|----|----|-----|------|------|---|---|-----|
| Pekka Rinne     | 73  | 4169 | 2.39 | 43 | 18 | 8  | 5  | 166 | 2153 | .923 | 0 | 5 | 0   |
| Anders Lindback | 16  | 792  | 2.42 | 5  | 8  | 0  | 0  | 32  | 364  | .912 | 0 | 1 | 0   |
| NSH TOTALS      | 82  | 4982 | 2.47 | 48 | 26 | 8  | 5  | 205 | 2523 | .919 | 0 | 6 | 0   |

# TEAM HISTORY & RECORDS

## 2012-13 FINAL SCORING

**Record:** 16-23-9

**General Manager:** David Poile

**Head Coach:** Barry Trotz

**Associate Coach:** Peter Horachek

**Assistant Coach:** Lane Lambert

**Captain:** Shea Weber

| PLAYER           | GP        | G        | A        | PTS       | PIM      |    |
|------------------|-----------|----------|----------|-----------|----------|----|
| Shea Weber       | 48        | 9        | 19       | 28        | 48       |    |
| David Legwand    | 48        | 12       | 13       | 25        | 20       |    |
| Mike Fisher      | 38        | 10       | 11       | 21        | 27       |    |
| Martin Erat      | NSH       | 36       | 4        | 17        | 21       | 26 |
| Colin Wilson     | 25        | 7        | 12       | 19        | 4        |    |
| Roman Josi       | 48        | 5        | 13       | 18        | 8        |    |
| Gabriel Bourque  | 34        | 11       | 5        | 16        | 4        |    |
| Sergei Kostitsyn | 46        | 3        | 12       | 15        | 11       |    |
| Patric Hornqvist | 24        | 4        | 10       | 14        | 14       |    |
| Kevin Klein      | 47        | 3        | 11       | 14        | 9        |    |
| Nick Spaling     | 47        | 9        | 4        | 13        | 18       |    |
| Craig Smith      | 44        | 4        | 8        | 12        | 20       |    |
| Matt Halischuk   | 36        | 5        | 6        | 11        | 10       |    |
| Bobby Butler     | NSH       | 20       | 3        | 6         | 9        | 4  |
|                  | N.J.      | 14       | 1        | 1         | 2        | 0  |
| <b>Total</b>     | <b>34</b> | <b>4</b> | <b>7</b> | <b>11</b> | <b>4</b> |    |
| Rich Clune       | 47        | 4        | 5        | 9         | 113      |    |
| Brandon Yip      | 34        | 3        | 5        | 8         | 26       |    |
| Taylor Beck      | 16        | 3        | 4        | 7         | 2        |    |
| Jonathon Blum    | 35        | 1        | 6        | 7         | 6        |    |
| Victor Bartley   | 24        | 0        | 7        | 7         | 6        |    |
| Ryan Ellis       | 32        | 2        | 4        | 6         | 15       |    |
| Paul Gaustad     | 23        | 2        | 3        | 5         | 20       |    |
| Chris Mueller    | 18        | 2        | 3        | 5         | 6        |    |
| Zach Boychuk     | NSH       | 5        | 1        | 1         | 2        | 4  |
| Daniel Bang      | 8         | 0        | 2        | 2         | 0        |    |
| Austin Watson    | 6         | 1        | 0        | 1         | 0        |    |
| Kevin Henderson  | 4         | 1        | 0        | 1         | 0        |    |
| Joonas Rask      | 2         | 0        | 1        | 1         | 0        |    |
| Filip Forsberg   | 5         | 0        | 1        | 1         | 0        |    |
| Scott Hannan     | NSH       | 29       | 0        | 1         | 1        | 20 |
| Mattias Ekholm   | 1         | 0        | 0        | 0         | 0        |    |
| Brian McGrattan  | NSH       | 2        | 0        | 0         | 0        | 0  |
| Hal Gill         | 32        | 0        | 0        | 0         | 12       |    |

### GOALTENDING

|                   | GPI       | MIN         | AVG         | W         | L         | OT       | SO       | GA         | SA          | SV%         | G        | A        | PIM      |
|-------------------|-----------|-------------|-------------|-----------|-----------|----------|----------|------------|-------------|-------------|----------|----------|----------|
| Pekka Rinne       | 43        | 2444        | 2.43        | 15        | 16        | 8        | 5        | 99         | 1101        | .910        | 0        | 1        | 8        |
| Anders Lindback   | 11        | 467         | 3.73        | 1         | 7         | 1        | 0        | 29         | 229         | .873        | 0        | 0        | 0        |
| <b>NSH TOTALS</b> | <b>48</b> | <b>2929</b> | <b>2.72</b> | <b>16</b> | <b>23</b> | <b>9</b> | <b>5</b> | <b>133</b> | <b>1335</b> | <b>.900</b> | <b>0</b> | <b>1</b> | <b>8</b> |

### RESULTS

| GM# | Date    | OPP   | Score    | Result | GF  | GA  |
|-----|---------|-------|----------|--------|-----|-----|
| 1   | Jan. 19 | CBJ   | 2-3 (SO) | SOL    | 2   | 3   |
| 2   | Jan. 21 | STL   | 3-4 (SO) | SOL    | 5   | 7   |
| 3   | Jan. 22 | @MIN  | 3-1      | W      | 8   | 8   |
| 4   | Jan. 24 | @STL  | 0-3      | L      | 8   | 11  |
| 5   | Jan. 26 | @ANA  | 2-3 (SO) | SOL    | 10  | 14  |
| 6   | Jan. 28 | @PHX  | 0-4      | L      | 10  | 18  |
| 7   | Jan. 31 | @L.A. | 2-1 (SO) | W      | 12  | 19  |
| 8   | Feb. 2  | @S.J. | 2-1 (SO) | W      | 14  | 20  |
| 9   | Feb. 5  | @STL  | 6-1      | W      | 20  | 21  |
| 10  | Feb. 7  | L.A.  | 3-0      | W      | 23  | 21  |
| 11  | Feb. 9  | @MIN  | 1-2 (OT) | OTL    | 24  | 23  |
| 12  | Feb. 10 | CHI   | 0-3      | L      | 24  | 26  |
| 13  | Feb. 12 | S.J.  | 1-0 (OT) | W      | 25  | 26  |
| 14  | Feb. 14 | PHX   | 3-0      | W      | 28  | 26  |
| 15  | Feb. 16 | ANA   | 2-3 (SO) | SOL    | 30  | 29  |
| 16  | Feb. 18 | @COL  | 5-6      | L      | 35  | 35  |
| 17  | Feb. 19 | DET   | 4-3 (OT) | W      | 39  | 38  |
| 18  | Feb. 22 | VAN   | 0-1      | L      | 39  | 39  |
| 19  | Feb. 23 | @DET  | 0-4      | L      | 39  | 43  |
| 20  | Feb. 25 | DAL   | 5-4 (OT) | W      | 44  | 47  |
| 21  | Feb. 27 | @ANA  | 1-5      | L      | 45  | 52  |
| 22  | Mar. 2  | @S.J. | 1-2      | L      | 46  | 54  |
| 23  | Mar. 4  | @L.A. | 1-5      | L      | 47  | 59  |
| 24  | Mar. 8  | EDM   | 6-0      | W      | 53  | 59  |
| 25  | Mar. 9  | MIN   | 1-2 (SO) | SOL    | 54  | 61  |
| 26  | Mar. 12 | @DAL  | 4-0      | W      | 58  | 61  |
| 27  | Mar. 14 | @VAN  | 4-7      | L      | 62  | 68  |
| 28  | Mar. 15 | @CGY  | 3-6      | L      | 65  | 74  |
| 29  | Mar. 17 | @EDM  | 2-3      | L      | 67  | 77  |
| 30  | Mar. 19 | @CBJ  | 3-4      | L      | 70  | 81  |
| 31  | Mar. 21 | CGY   | 5-3      | W      | 75  | 84  |
| 32  | Mar. 23 | CBJ   | 5-2      | W      | 80  | 86  |
| 33  | Mar. 25 | EDM   | 3-2      | W      | 83  | 88  |
| 34  | Mar. 28 | PHX   | 4-7      | L      | 87  | 95  |
| 35  | Mar. 30 | @COL  | 0-1 (OT) | OTL    | 87  | 96  |
| 36  | Apr. 1  | @CHI  | 2-3 (SO) | SOL    | 89  | 99  |
| 37  | Apr. 2  | COL   | 3-1      | W      | 92  | 100 |
| 38  | Apr. 4  | CBJ   | 1-3      | L      | 93  | 103 |
| 39  | Apr. 6  | CHI   | 0-1      | L      | 93  | 104 |
| 40  | Apr. 7  | @CHI  | 3-5      | L      | 96  | 109 |
| 41  | Apr. 9  | STL   | 0-1      | L      | 96  | 110 |
| 42  | Apr. 12 | DAL   | 2-5      | L      | 98  | 115 |
| 43  | Apr. 14 | DET   | 0-3      | L      | 98  | 118 |
| 44  | Apr. 15 | VAN   | 2-5      | L      | 100 | 123 |
| 45  | Apr. 19 | @CHI  | 4-5 (OT) | OTL    | 104 | 128 |
| 46  | Apr. 23 | CGY   | 4-3      | W      | 108 | 131 |
| 47  | Apr. 25 | @DET  | 2-5      | L      | 110 | 136 |
| 48  | Apr. 27 | @CBJ  | 1-3      | L      | 111 | 139 |

# TEAM HISTORY & RECORDS

## RECORD BY GAME

| BEST |        |            |         |           |
|------|--------|------------|---------|-----------|
| Game | Points | # of Times | Record  | Last time |
| 1    | 2      | 7          | 1-0-0   | 2011-12   |
| 2    | 4      | 4          | 2-0-0   | 2011-12   |
| 3    | 6      | 1          | 3-0-0   | 2005-06   |
| 4    | 8      | 1          | 4-0-0   | 2005-06   |
| 5    | 10     | 1          | 5-0-0   | 2005-06   |
| 6    | 12     | 1          | 6-0-0   | 2005-06   |
| 7    | 14     | 1          | 7-0-0   | 2005-06   |
| 8    | 16     | 1          | 8-0-0   | 2005-06   |
| 9    | 17     | 1          | 8-0-1   | 2005-06   |
| 10   | 17     | 1          | 8-1-1   | 2005-06   |
| 11   | 17     | 1          | 8-2-1   | 2005-06   |
| 12   | 18     | 1          | 8-2-2   | 2005-06   |
| 13   | 19     | 2          | 9-3-1   | 2006-07   |
|      |        |            | 8-2-3   | 2005-06   |
| 14   | 21     | 1          | 9-2-3   | 2005-06   |
| 15   | 23     | 1          | 10-2-3  | 2005-06   |
| 16   | 25     | 1          | 11-2-3  | 2005-06   |
| 17   | 27     | 1          | 12-2-3  | 2005-06   |
| 18   | 27     | 1          | 12-3-3  | 2005-06   |
| 19   | 29     | 1          | 13-3-3  | 2005-06   |
| 20   | 31     | 1          | 14-3-3  | 2005-06   |
| 21   | 31     | 1          | 14-4-3  | 2005-06   |
| 22   | 33     | 1          | 15-4-3  | 2005-06   |
| 23   | 35     | 1          | 16-4-3  | 2005-06   |
| 24   | 37     | 1          | 17-4-3  | 2005-06   |
| 25   | 39     | 1          | 18-4-3  | 2005-06   |
| 26   | 39     | 1          | 18-5-3  | 2005-06   |
| 27   | 39     | 1          | 18-6-3  | 2005-06   |
| 28   | 39     | 2          | 18-7-3  | 2006-07   |
| 29   | 41     | 1          | 19-7-3  | 2005-06   |
| 30   | 43     | 1          | 20-7-3  | 2005-06   |
| 31   | 45     | 1          | 21-7-3  | 2005-06   |
| 32   | 47     | 1          | 22-7-3  | 2005-06   |
| 33   | 49     | 1          | 23-7-3  | 2005-06   |
| 34   | 51     | 1          | 24-7-3  | 2005-06   |
| 35   | 51     | 1          | 24-8-3  | 2005-06   |
| 36   | 51     | 2          | 24-9-3  | 2006-07   |
| 37   | 53     | 1          | 25-9-3  | 2006-07   |
| 38   | 53     | 1          | 25-10-3 | 2006-07   |
| 39   | 55     | 1          | 26-10-3 | 2006-07   |
| 40   | 55     | 1          | 26-11-3 | 2006-07   |
| 41   | 57     | 1          | 27-11-3 | 2006-07   |
| 42   | 59     | 1          | 28-11-3 | 2006-07   |
| 43   | 61     | 1          | 29-11-3 | 2006-07   |
| 44   | 63     | 1          | 30-11-3 | 2006-07   |
| 45   | 65     | 1          | 31-11-3 | 2006-07   |
| 46   | 67     | 1          | 32-11-3 | 2006-07   |
| 47   | 67     | 1          | 32-12-3 | 2006-07   |
| 48   | 69     | 1          | 33-12-3 | 2006-07   |
| 49   | 71     | 1          | 34-12-3 | 2006-07   |
| 50   | 73     | 1          | 35-12-3 | 2006-07   |
| 51   | 75     | 1          | 36-12-3 | 2006-07   |
| 52   | 75     | 1          | 36-13-3 | 2006-07   |
| 53   | 75     | 1          | 36-14-3 | 2006-07   |
| 54   | 77     | 1          | 37-14-3 | 2006-07   |
| 55   | 77     | 1          | 37-15-3 | 2006-07   |
| 56   | 79     | 1          | 38-15-3 | 2006-07   |
| 57   | 79     | 1          | 38-16-3 | 2006-07   |
| 58   | 81     | 1          | 39-16-3 | 2006-07   |
| 59   | 81     | 1          | 39-17-3 | 2006-07   |
| 60   | 81     | 1          | 39-18-3 | 2006-07   |
| 61   | 83     | 1          | 40-18-3 | 2006-07   |
| 62   | 84     | 1          | 40-18-4 | 2006-07   |
| 63   | 86     | 1          | 41-18-4 | 2006-07   |
| 64   | 88     | 1          | 42-18-4 | 2006-07   |
| 65   | 90     | 1          | 43-18-4 | 2006-07   |
| 66   | 92     | 1          | 44-18-4 | 2006-07   |
| 67   | 93     | 1          | 44-18-5 | 2006-07   |
| 68   | 94     | 1          | 44-18-6 | 2006-07   |
| 69   | 96     | 1          | 45-18-6 | 2006-07   |
| 70   | 98     | 1          | 46-18-6 | 2006-07   |
| 71   | 98     | 1          | 46-19-6 | 2006-07   |
| 72   | 98     | 1          | 46-20-6 | 2006-07   |
| 73   | 100    | 1          | 47-20-6 | 2006-07   |
| 74   | 100    | 1          | 47-21-6 | 2006-07   |
| 75   | 101    | 1          | 47-21-7 | 2006-07   |
| 76   | 103    | 1          | 48-21-7 | 2006-07   |
| 77   | 105    | 1          | 49-21-7 | 2006-07   |
| 78   | 105    | 1          | 49-22-7 | 2006-07   |
| 79   | 105    | 1          | 49-23-7 | 2006-07   |
| 80   | 106    | 1          | 49-23-8 | 2006-07   |
| 81   | 108    | 1          | 50-23-8 | 2006-07   |
| 82   | 110    | 1          | 51-23-8 | 2006-07   |

| WORST |        |            |           |           |
|-------|--------|------------|-----------|-----------|
| Game  | Points | # of Times | Record    | Last time |
| 1     | 0      | 7          | 0-1-0     | 2013-14   |
| 2     | 0      | 4          | 0-2-0     | 2013-14   |
| 3     | 0      | 1          | 0-3-0     | 2006-07   |
| 4     | 2      | 3          | 1-3-0     | 2013-14   |
|       |        |            | 0-2-0-2   | 2002-03   |
|       |        |            | 0-2-1-2   | 2002-03   |
|       |        |            | 1-3-1-0   | 1999-00   |
| 5     | 3      | 3          | 0-3-1-2   | 2002-03   |
| 6     | 3      | 2          | 1-4-1     | 1998-99   |
|       |        |            | 0-4-1-2   | 2002-03   |
| 7     | 3      | 2          | 1-5-1     | 1998-99   |
| 8     | 4      | 1          | 2-6-0     | 2007-08   |
| 9     | 5      | 1          | 1-5-1-2   | 2002-03   |
| 10    | 6      | 1          | 1-5-1-3   | 2002-03   |
| 11    | 7      | 1          | 1-5-1-4   | 2002-03   |
| 12    | 7      | 1          | 1-6-1-4   | 2002-03   |
| 13    | 8      | 1          | 1-6-2-4   | 2002-03   |
| 14    | 10     | 2          | 2-6-2-4   | 2002-03   |
|       |        |            | 4-8-2-0   | 2001-02   |
| 15    | 10     | 1          | 2-7-2-4   | 2002-03   |
| 16    | 10     | 1          | 2-8-2-4   | 2002-03   |
| 17    | 11     | 1          | 2-8-3-4   | 2002-03   |
| 18    | 11     | 1          | 2-9-3-4   | 2002-03   |
| 19    | 12     | 1          | 2-9-4-4   | 2002-03   |
| 20    | 12     | 1          | 2-10-4-4  | 2002-03   |
| 21    | 14     | 1          | 3-10-4-4  | 2002-03   |
| 22    | 14     | 1          | 3-11-4-4  | 2002-03   |
| 23    | 16     | 1          | 4-11-4-4  | 2002-03   |
| 24    | 16     | 1          | 4-12-4-4  | 2002-03   |
| 25    | 18     | 1          | 5-12-4-4  | 2002-03   |
| 26    | 20     | 1          | 6-12-4-4  | 2002-03   |
| 27    | 20     | 1          | 6-13-4-4  | 2002-03   |
| 28    | 20     | 1          | 6-14-4-4  | 2002-03   |
| 29    | 21     | 2          | 6-14-5-4  | 2002-03   |
|       |        |            | 9-17-1-2  | 1999-00   |
| 30    | 22     | 1          | 9-17-2-2  | 1999-00   |
| 31    | 22     | 1          | 9-18-2-2  | 1999-00   |
| 32    | 23     | 1          | 7-16-5-4  | 2002-03   |
| 33    | 24     | 2          | 9-18-3-2  | 1999-00   |
|       |        |            | 7-16-6-4  | 2002-03   |
| 34    | 26     | 2          | 8-18-6-4  | 1999-00   |
|       |        |            | 10-18-4-2 | 1999-00   |
| 35    | 27     | 1          | 10-18-5-2 | 1999-00   |
| 36    | 28     | 1          | 9-17-6-4  | 2002-03   |
| 37    | 30     | 1          | 10-17-6-4 | 2002-03   |
| 38    | 30     | 1          | 10-18-6-4 | 2002-03   |
| 39    | 31     | 1          | 10-18-7-4 | 2002-03   |
| 40    | 32     | 1          | 14-22-4   | 1998-99   |
| 41    | 32     | 1          | 14-23-4   | 1998-99   |
| 42    | 34     | 1          | 15-23-4   | 1998-99   |
| 43    | 34     | 1          | 15-24-4   | 1998-99   |
| 44    | 36     | 1          | 16-24-4   | 1998-99   |
| 45    | 36     | 1          | 16-25-4   | 1998-99   |
| 46    | 36     | 1          | 16-26-4   | 1998-99   |
| 47    | 38     | 1          | 17-26-4   | 1998-99   |
| 48    | 40     | 1          | 18-26-4   | 1998-99   |
| 49    | 40     | 1          | 18-27-4   | 1998-99   |
| 50    | 41     | 1          | 18-27-5   | 1998-99   |
| 51    | 41     | 1          | 18-28-5   | 1998-99   |
| 52    | 41     | 1          | 18-29-5   | 1998-99   |
| 53    | 43     | 1          | 19-29-5   | 1998-99   |
| 54    | 43     | 1          | 19-30-5   | 1998-99   |
| 55    | 43     | 1          | 19-31-5   | 1998-99   |
| 56    | 44     | 1          | 19-31-6   | 1998-99   |
| 57    | 46     | 1          | 20-31-6   | 1998-99   |
| 58    | 46     | 1          | 20-32-6   | 1998-99   |
| 59    | 48     | 1          | 21-32-6   | 1998-99   |
| 60    | 48     | 1          | 21-33-6   | 1998-99   |
| 61    | 48     | 1          | 21-34-6   | 1998-99   |
| 62    | 50     | 1          | 22-34-6   | 1998-99   |
| 63    | 50     | 1          | 22-35-6   | 1998-99   |
| 64    | 50     | 1          | 22-36-6   | 1998-99   |
| 65    | 50     | 1          | 22-37-6   | 1998-99   |
| 66    | 52     | 1          | 23-37-6   | 1998-99   |
| 67    | 54     | 1          | 24-37-6   | 1998-99   |
| 68    | 54     | 1          | 24-38-6   | 1998-99   |
| 69    | 54     | 1          | 24-39-6   | 1998-99   |
| 70    | 55     | 1          | 24-39-7   | 1998-99   |
| 71    | 57     | 1          | 25-39-7   | 1998-99   |
| 72    | 57     | 1          | 25-40-7   | 1998-99   |
| 73    | 57     | 1          | 25-41-7   | 1998-99   |
| 74    | 59     | 1          | 26-41-7   | 1998-99   |
| 75    | 59     | 1          | 26-42-7   | 1998-99   |
| 76    | 61     | 1          | 27-42-7   | 1998-99   |
| 77    | 61     | 1          | 27-43-7   | 1998-99   |
| 78    | 63     | 1          | 28-43-7   | 1998-99   |
| 79    | 63     | 1          | 28-44-7   | 1998-99   |
| 80    | 63     | 1          | 28-45-7   | 1998-99   |
| 81    | 63     | 1          | 28-46-7   | 1998-99   |
| 82    | 63     | 1          | 28-47-7   | 1998-99   |

# TEAM HISTORY & RECORDS

## ROOKIES & VETERANS, BY THE NUMBERS & ALL-TIME ATTENDANCE

### ROOKIES & VETERANS

#### YOUNGEST PREDATORS

| Name              | Age (Years, Days)  |
|-------------------|--------------------|
| Scott Hartnell    | 18 years, 171 days |
| David Legwand     | 18 years, 243 days |
| Filip Forsberg    | 18 years, 244 days |
| Seth Jones        | 19 years, 0 days   |
| Scottie Upshall   | 19 years, 8 days   |
| Colin Wilson      | 19 years, 357 days |
| Martin Erat       | 20 years, 38 days  |
| Colton Sissons    | 20 years, 84 days  |
| Alexander Radulov | 20 years, 108 days |
| Petr Sykora       | 20 years, 114 days |

#### ELDEST PREDATORS

| Name             | Age (Years, Days)  |
|------------------|--------------------|
| Hal Gill         | 38 years, 21 days  |
| Martin Gelinás   | 37 years, 262 days |
| Matt Cullen      | 37 years, 162 days |
| Steve Sullivan   | 36 years, 301 days |
| Stu Grimson      | 36 years, 206 days |
| Francis Bouillon | 36 years, 204 days |
| Cliff Ronning    | 36 years, 165 days |
| Greg de Vries    | 36 years, 97 days  |
| Bill Houlder     | 36 years, 26 days  |
| Brent Gilchrist  | 36 years, 3 days   |

Age determined at first game for youngest Predators, last game (regular season or playoffs) for the eldest.



### PREDATORS BY THE NUMBERS

|       |   |       |  |
|-------|---|-------|--|
| 1...  | Mike Dunham   | 30... | Chris Mason, Carter Hutton   |
| 2...  | Rob Zettler, Dan Keczmér, Dan Hamhuis, Teemu Laakso   | 31... | Brian Finley, Mark Dekanich  |
| 3...  | Bill Houlder, Karlis Skarstins, Marek Zidlicky, Wade Belak, Seth Jones  | 32... | Jeff Daniels, Cale Hulse, Mathieu Darche, Cody Franson, Teemu Laakso   |
| 4...  | Jay More, Mark Eaton, Vitaliy Vishnevski, Ville Koistinen, Teemu Laakso, Cody Franson, Ryan Ellis                               | 33... | Marc Moro, Vladimir Orszagh, Colin Wilson  |
| 5...  | Jan Vopat, Andy Delmore, Tomas Kloucek, Brad Bombardir, Greg Zanon, Blake Geoffrion, Michael Del Zotto                          | 34... | Corey Hirsch, Adam Hall, Wade Flaherty, Shane Hnidy, Sheldon Brookbank   |
| 6...  | Bob Boughner, Stan Neckar, Shea Weber   | 35... | Eric Fichaud, Jan Lasak, Pekka Rinne   |
| 7...  | Jeff Nelson, Cliff Ronning, Scottie Upshall, Greg de Vries, Jonathon Blum, Matt Cullen  | 36... | J.J. Daigneault, Niklas Andersson, Sean Haggerty, Robert Schnabel, Peter Ovecky  |
| 8...  | Doug Friedman, Craig Millar, Stu Grimson, Kevin Klein   | 37... | Jeremy Stevenson, Greg Zanon, Rich Peverley, Denis Grebeshkov  |
| 9...  | Darren Turcotte, Greg Classen, Sergei Zholtok, Paul Kariya, Marcel Goc, Filip Forsberg  | 38... | Alexandre Boikov, Vernon Fiddler, Dave Scatchard, Jack Hillen  |
| 10... | Patric Kjellberg, Clarke Wilm, Martin Erat  | 39... | Marian Cisar, Domenic Pittis, Dan Ellis, Anders Lindback, Marek Mazanec  |
| 11... | David Legwand   | 40... | Kariis Skrastins, Domenic Pittis, Mike Farrell, Marek Svatos, Devan Dubnyk   |
| 12... | Brad Smyth, Rob Valicevic, Yves Sarault, Reid Simpson, Scott Nichol, Andreas Thuresson, Mike Fisher                             | 41... | Richard Lintner, Brent Gilchrist, Simon Gamahe, Jed Ortmeyer, Taylor Beck  |
| 13... | Jere Karalahti, Nick Spaling  | 42... | Joel Bouckard, Pavel Skrbek, Robert Schnabel, Andrew Hutchinson, Jerred Smithon, Mikko Lehtonen, Antti Pihlstrom, Mattias Ekholm |
| 14... | Rich Brennan, Brett Hauer, Steve Dubinsky, Jon Sim, Oleg Petrov, Jordin Tootoo, Ramzi Abid, Radek Bonk, Dustin Boyd             | 43... | Vitali Yachmenev   |
| 15... | Drake Berehowsky, Petr Tenkrat, Rem Murray, Kris Beech, Josh Langfeld, Matthew Lombardi, Craig Smith                            | 44... | Kimmo Timonen, Alexander Sulzer  |
| 16... | Ville Peltonen, Marc Moro, Jere Karalahti, Denis Pederson, Timofei Shishkanov, Darcy Hordichuk, Cal O'Reilly, Rich Clune        | 45... | Jason Morgan   |
| 17... | Patrick Cote, Scott Hartnell, Jan Hlavac, Chris Mueller, Patrick Eaves  | 46... | Wyatt Smith, Andrei Kostitsyn, Kevin Henderson   |
| 18... | Mark Mowers, Adam Hall, Mike Santorelli, Niklas Bergfors, Brandon Yip, Michael Del Zotto  | 47... | Matt Henderson, Libor Pivko, Alexander Radulov, Joe Piskula  |
| 19... | Andrew Brunette, Mike Watt, Martin Erat, Jim McKenzie, Brendan Witt, Jason Arnott, Bobby Butler, Calle Jarnkrok                 | 48... | Jonas Andersson, Shea Weber, Cal O'Reilly  |
| 20... | Jamie Howard, John Namestnikov, Nathan Perrott, Oleg Petrov, Todd Warriner, Simon Gamahe, Ryan Suter                            | 49... | Rory Fitzpatrick, Kevin Klein, Michael Leighton, Ryan Ellis  |
| 21... | Tom Fitzgerald, Andreas Johansson, Peter Forsberg, Triston Grant, Zack Stortini, Simon Moser                                    | 50... | Petr Sykora, Daniel Bang   |
| 22... | Greg Johnson, Jordin Tootoo, Scott Hannan   | 51... | Francis Bouillon   |
| 23... | Blair Atcheynum, Bill Houlder, Jamie Allison, Martin Gelinás, Brian McGrattan, Zach Boychuk                                     | 52... | Alexander Sulzer, Austin Watson  |
| 24... | Scott Walker, Brandon Bochenski, Ben Guite, Matt Halischuk, Eric Nystrom  | 53... | Mike Santorelli, Chris Mueller   |
| 25... | Sergei Krivokrasov, Denis Arkipov, Jerred Smithson, Victor Stalberg   | 54... | Darren Haydar  |
| 26... | Phil Crowe, Bubba Berenzweig, Wade Brookbank, Steve Sullivan, Matt Hendricks  | 55... | Jordin Tootoo, Danny Markov, Shane O'Brien   |
| 27... | John Slaney, Randy Robitaille, Jukka Hentunen, Pascal Trepanier, Jason York, Patric Hornqvist                                   | 56... | Kris Beech, Taylor Beck  |
| 28... | Denny Lambert, Jeremy Stevenson, Cameron Mann, Tomas Kloucek, Patrick Leahy, Ryan Jones, Steve Begin, Kyle Wilson, Paul Gaustad | 57... | Gabriel Bourque  |
| 29... | Tomas Vokoun, Joel Ward, Mark Van Guilder   | 58... | Linus Klasen   |
|       |   | 59... | Roman Josi   |
|       |   | 60... | Josef Vasicek  |
|       |   | 61... | Victor Bartley   |
|       |   | 62... | Ryan Thang   |
|       |   | 63... | Sebastian Bordeleau, J-P Dumont  |
|       |   | 64... | Jonas Rask   |
|       |   | 65... | Brant Myres, Nick Tarnasky, Sergei Kostitsyn   |
|       |   | 66... | Hal Gill   |
|       |   | 67... | Mike Sillinger   |
|       |   | 68... | Colton Sissons   |
|       |   | 69... | Yanic Perreault  |
|       |   | 70... |  |
|       |   | 71... |  |
|       |   | 72... |  |
|       |   | 73... |  |
|       |   | 74... |  |
|       |   | 75... |  |
|       |   | 76... |  |
|       |   | 77... |  |
|       |   | 78... |  |
|       |   | 79... |  |
|       |   | 80... |  |
|       |   | 81... |  |
|       |   | 82... |  |
|       |   | 83... |  |
|       |   | 84... |  |
|       |   | 85... |  |
|       |   | 86... |  |
|       |   | 87... |  |
|       |   | 88... |  |
|       |   | 89... |  |
|       |   | 90... |  |
|       |   | 91... |  |
|       |   | 92... |  |
|       |   | 93... |  |
|       |   | 94... |  |

### Home Attendance at Bridgestone Arena

| Season  | Capacity | Games | Total Att. | % Capacity | Sellouts | High   | Low    | Average |
|---------|----------|-------|------------|------------|----------|--------|--------|---------|
| 1998-99 | 17,298   | 41    | 664,282    | 93.7       | 17       | 17,298 | 13,507 | 16,202  |
| 1999-00 | 17,113   | 41    | 680,582    | 97.0       | 20       | 17,113 | 15,107 | 16,600  |
| 2000-01 | 17,113   | 40*   | 635,784    | 92.9       | 13       | 17,113 | 13,594 | 15,895  |
| 2001-02 | 17,113   | 41    | 608,347    | 86.7       | 5        | 17,244 | 12,333 | 14,838  |
| 2002-03 | 17,113   | 41    | 542,367    | 77.3       | 5        | 17,113 | 10,123 | 13,228  |
| 2003-04 | 17,113   | 41    | 539,450    | 76.9       | 6        | 17,113 | 9,586  | 13,157  |
| 2005-06 | 17,113   | 41    | 591,556    | 84.3       | 10       | 17,113 | 10,135 | 14,428  |
| 2006-07 | 17,113   | 41    | 625,649    | 89.2       | 11       | 17,113 | 10,927 | 15,260  |
| 2007-08 | 17,113   | 41    | 611,328    | 87.1       | 9        | 17,113 | 11,764 | 14,910  |
| 2008-09 | 17,113   | 41    | 615,439    | 87.7       | 7        | 17,113 | 11,294 | 15,011  |
| 2009-10 | 17,113   | 41    | 614,143    | 87.5       | 4        | 17,113 | 10,581 | 14,979  |
| 2010-11 | 17,113   | 41    | 661,861    | 94.3       | 16       | 17,113 | 14,132 | 16,143  |
| 2011-12 | 17,113   | 41    | 684,324    | 97.5       | 25       | 17,113 | 14,310 | 16,691  |
| 2012-13 | 17,113   | 24    | 391,175    | 99.2       | 20       | 17,322 | 15,033 | 16,974  |
| 2013-14 | 17,113   | 41    | 680,619    | 97.0       | 19       | 17,355 | 15,016 | 16,600  |

\* Nashville's game against the Pittsburgh Penguins at the Saitama Super Arena in Saitama, Japan on October 8, 2000 was considered a home game. Attendance for the game - which is not accounted for in the above table - was 13,426.



# TEAM HISTORY & RECORDS

## FRANCHISE FIRSTS

### FIRST GAME

October 10, 1998  
Florida Panthers 1, Nashville Predators 0  
Nashville Arena



**Attendance:** 17,285 (sellout)  
**Coaches:** Barry Trotz (head coach), Brent Gardner (assistant coach) and Paul Peterson (assistant coach)  
**Captain:** Tom Fitzgerald

### Starting Line-up

Left Wing - Andrew Brunette  
Center - Greg Johnson  
Right Wing - Sergei Krivokrasov  
Defenseman - Joel Bouchard  
Defenseman - Bob Boughner  
Goaltender - Mike Dunham

**Players Dressed:** Mike Dunham, Jay More, Bob Boughner, Darren Turcotte, Patric Kjellberg, Patrick Cote, Andrew Brunette, Jamie Heward, Tom Fitzgerald, Greg Johnson, Blair Atcheynum, Scott Walker, Sergei Krivokrasov, John Slaney, Denny Lambert, Eric Fichaud, J.J. Daigneault, Brad Smyth, Jeff Nelson, Joel Bouchard

**Did Not Dress:** Ville Peltonen, Drake Berehowsky, Greg de Vries, Jan Vopat, Sebastien Bordeleau

### FIRST WIN

10/13/98 vs. Carolina, 3-2  
(Goalie of record: Mike Dunham)

**At Home:**  
10/13/98 vs. Carolina, 3-2 (Mike Dunham)

**On Road:**  
11/6/98 at Calgary, 2-1 (Mike Dunham)

**In Overtime:**  
1/30/99 at New Jersey, 3-2 (Mike Dunham)

**In Shootout:**  
10/8/05 vs. Anaheim, 3-2 (Tomas Vokoun)

### FIRST LOSS

10/10/98 vs. Florida, 1-0 (Mike Dunham)

**At Home:**  
10/10/98 vs. Florida, 1-0 (Mike Dunham)

**On Road:**  
10/17/98 at Ottawa, 3-1 (Mike Dunham)

**In Overtime:**  
1/14/99 at Detroit, 2-1 (Tomas Vokoun)

**In Shootout:**  
11/5/05 at Los Angeles, 3-2 (Tomas Vokoun)

### FIRST TIE

10/19/98 at Toronto, 2-2 (Mike Dunham)

**At Home:**  
12/8/98 vs. Edmonton, 3-3 (Tomas Vokoun)

**On Road:**  
10/19/98 at Toronto, 2-2 (Mike Dunham)

### FIRST SCORELESS GAME

3/21/01 at Minnesota (Mike Dunham/Jamie McLennan)

### FIRST GOAL

Andrew Brunette (Bouchard, Johnson),  
10/13/98 in 3-2 win vs. Carolina (5:12, 1st per.)  
Players on ice: Brunette, Johnson, Krivokrasov, Heward, Bouchard

**FIRST GOAL AGAINST**  
Ray Whitney (Murphy, Kvasha), 10/10/98 in 1-0 loss vs. Florida (2:26, 3rd per.)

**FIRST TWO-GOAL GAME**  
Sergei Krivokrasov, 10/27/98 in 5-4 win vs. Vancouver

**FIRST HAT TRICK**  
Rob Valicevic (3g-0a), 11/10/99 in 4-2 win at Chicago

### FIRST HAT TRICK AGAINST

Joe Sakic (3g-0a), 2/19/99 in 4-4 tie vs. Colorado

**FIRST TWO-POINT GAME**  
Greg Johnson (2a), 10/13/98 in 3-2 win vs. Carolina

**FIRST THREE-POINT GAME**  
Sergei Krivokrasov (2g-1a), 10/27/98 in 5-4 win vs. Vancouver

**FIRST FOUR-POINT GAME**  
Sebastien Bordeleau (2g-2a) & Sergei Krivokrasov (2g-2a), 12/19/98 in 6-4 win at Vancouver

**FIRST FIVE-POINT GAME**  
Marek Zidlicky (5a), 2/18/04 in 7-3 win vs. San Jose

**FIRST 20-GOAL SCORER**  
Sergei Krivokrasov (reached 20 goals on 3/12/99 vs. Chicago)

**FIRST 30-GOAL SCORER**  
Steve Sullivan (reached 30 goals on 3/21/06 at Detroit)

**FIRST 60-POINT SCORER**  
Cliff Ronning (reached 60 points on 3/28/00 vs. NY Islanders)

**FIRST 70-POINT SCORER**  
Paul Kariya (reached 70 points on 3/25/06 at Los Angeles)

**FIRST 80-POINT SCORER**  
Paul Kariya (reached 80 points on 4/15/06 vs. Phoenix)

**FIRST GAME-WINNING GOAL**  
J.J. Daigneault (Heward, Johnson), 10/13/98 in 3-2 win vs. Carolina (12:18, 1st period)

**FIRST GAME-TYING GOAL**  
Sergei Krivokrasov (Johnson, Bouchard), 12/8/98 in 3-3 tie vs. Edmonton (14:24, 3rd per.)

**FIRST EMPTY-NET GOAL**  
Scott Walker (Daniels), 11/10/98 in 4-2 win at San Jose (19:48, 3rd per.)

**FIRST OVERTIME GOAL**  
Sebastien Bordeleau (Fitzgerald), 1/30/99 in 3-2 win at New Jersey (2:43, OT)

**FIRST GOAL BY A GOALTENDER**  
Chris Mason, 4/15/06 in 5-1 win vs. Phoenix (10:47, 3rd per.)

### FIRST POWER PLAY GOAL

J.J. Daigneault (Heward, Johnson), 10/13/98 in 3-2 win vs. Carolina (12:18, 1st per.)

**FIRST GAME PLAY GOAL AGAINST**  
Ray Whitney (Murphy, Kvasha), 10/10/98 in 1-0 loss vs. Florida (2:26, 3rd per.)

**FIRST SHORTHANDED GOAL**  
Scott Walker (unassisted), 10/24/98 in 5-4 loss at Chicago (4:31, 1st per.)

**FIRST SHORTHANDED GOAL AGAINST**  
Magnus Arvedson (Yashin, Redden), 10/17/98 in 3-1 loss at Ottawa (8:07, 3rd per.)

**FIRST MINOR PENALTY**  
Tom Fitzgerald (high sticking), 10/10/98 in 1-0 loss vs. Florida (4:09, 1st per.)

**FIRST MAJOR PENALTY**  
Patrick Cote (fighting), 10/10/98 in 1-0 loss vs. Florida (6:52, 1st per.)

**FIRST GAME MISCONDUCT**  
Denny Lambert, 10/21/98 in 5-2 loss at Detroit (14:47, 3rd per.)

**FIRST PENALTY SHOT**  
Kimmo Timonen scored on Jeff Hackett, 11/18/99 in 6-1 win vs. Montreal (9:45, 2nd per.)

**FIRST PENALTY SHOT AGAINST**  
Shaun Van Allen stopped by Eric Fichaud, 12/1/98 in 3-1 loss at Ottawa (15:42, 3rd per.)

**FIRST SHOT ON GOAL**  
Bob Boughner, 10/10/98 in 1-0 loss vs. Florida (7:10, 1st per. vs. Kirk McLean)

**FIRST 40+ SHOTS GAME**  
11/21/98 in 6-3 loss vs. NY Islanders, 42 shots

**FIRST 50+ SHOTS GAME**  
10/14/99 in 5-1 loss vs. San Jose, 52 shots

**FIRST 40+ SAVES GAME**  
10/21/98 in 5-2 loss at Detroit, Mike Dunham (52 saves)

**FIRST 50+ SAVES GAME**  
10/21/98 in 5-2 loss at Detroit, Mike Dunham (52 saves)

**FIRST SHUTOUT**  
Tomas Vokoun, 1/15/99 in 2-0 win vs. Phoenix (31 saves)

**FIRST SHUTOUT AGAINST**  
Kirk McLean, 10/10/98 in 1-0 loss vs. Florida (26 saves)

# TEAM HISTORY & RECORDS

## HAT TRICKS

### PREDATORS' HAT TRICKS

| NO. | DATE     | PLAYER            | SCORE                         | GOALTENDER                           |
|-----|----------|-------------------|-------------------------------|--------------------------------------|
| 1   | 11/10/99 | Rob Valicevic     | Nashville 4 at Chicago 2      | Jocelyn Thibault (2), Steve Passmore |
| 2   | 12/26/00 | Scott Walker      | Colorado 2 at Nashville 5     | David Aebischer (2), Empty Net       |
| 3   | 12/15/01 | Petr Tenkrat      | Chicago 2 at Nashville 5      | Steve Passmore                       |
| 4   | 11/27/02 | Andreas Johansson | San Jose 2 at Nashville 4     | Evgeni Nabokov                       |
| 5   | 11/29/03 | Vladimir Orszagh  | Buffalo 1 at Nashville 4      | Martin Biron                         |
| 6   | 12/22/03 | Scott Walker      | Phoenix 3 at Nashville 3 (OT) | Brian Boucher                        |
| 7   | 2/18/04  | Steve Sullivan    | San Jose 3 at Nashville 7     | Evgeni Nabokov                       |
| 8   | 11/10/05 | Steve Sullivan    | Dallas 3 at Nashville 5       | Marty Turco                          |
| 9   | 2/4/06   | Scott Hartnell    | Chicago 0 at Nashville 6      | Adam Munro (2), Craig Anderson       |
| 10  | 4/18/06  | Paul Kariya       | Detroit 3 at Nashville 6      | Chris Osgood                         |
| 11  | 12/14/06 | Steve Sullivan    | Ottawa 0 at Nashville 6       | Ray Emery                            |
| 12  | 1/20/07  | David Legwand     | Chicago 3 at Nashville 6      | Nikolai Khabibulin (2), Empty Net    |
| 13  | 10/6/07  | David Legwand     | Dallas 1 at Nashville 5       | Mike Smith                           |
| 14  | 12/22/07 | Jason Arnott      | Los Angeles 3 at Nashville 4  | Mason LaBarbera                      |
| 15  | 3/4/08   | Martin Erat       | Nashville 5 at Edmonton 4     | Mathieu Garon (2), Dwayne Roloson    |
| 16  | 2/28/09  | Jason Arnott      | Detroit 0 at Nashville 8      | Chris Osgood                         |
| 17  | 12/8/09  | Martin Erat       | Vancouver 2 at Nashville 4    | Roberto Luongo                       |
| 18  | 12/14/09 | Steve Sullivan    | Nashville 5 at Columbus 3     | Steve Mason                          |
| 19  | 1/18/11  | J-P Dumont        | Nashville 5 at Phoenix 2      | Ilya Bryzgalov                       |
| 20  | 3/20/11  | Blake Geoffrion   | Nashville 4 at Buffalo 3 (OT) | Ryan Miller                          |
| 21  | 1/1/12   | Sergei Kostitsyn  | Calgary 3 at Nashville 5      | Miikka Kiprusoff (2), Empty Net      |
| 22  | 1/24/14  | Eric Nystrom      | Nashville 4 at Calgary 5 (SO) | Karri Ramo (3), Reto Berra           |

### OPPONENTS' HAT TRICKS

| NO. | DATE     | PLAYER            | SCORE                          | GOALTENDER                       |
|-----|----------|-------------------|--------------------------------|----------------------------------|
| 1   | 2/19/99  | Joe Sakic         | Colorado 4 at Nashville 4 (OT) | Mike Dunham                      |
| 2   | 2/23/99  | Mike Modano       | Dallas 4 at Nashville 3        | Mike Dunham                      |
| 3   | 3/7/99   | Keith Tkachuk     | Nashville 3 at Phoenix 4       | Mike Dunham                      |
| 4   | 4/12/99  | Luc Robitaille    | Los Angeles 4 at Nashville 3   | Mike Dunham                      |
| 5   | 12/2/99  | Pierre Turgeon    | Nashville 1 at St. Louis 3     | Mike Dunham (2), Empty Net       |
| 6   | 1/31/00  | Radek Dvorak      | Nashville 1 at NY Rangers 5    | Mike Dunham                      |
| 7   | 1/17/01  | Jere Lehtinen     | Nashville 3 at Dallas 4 (OT)   | Tomas Vokoun                     |
| 8   | 2/10/01  | Geoff Sanderson   | Nashville 2 at Columbus 3      | Mike Dunham                      |
| 9   | 1/14/02  | Paul Kariya       | Nashville 3 at Anaheim 5       | Mike Dunham (2), Tomas Vokoun    |
| 10  | 1/28/02  | Markus Naslund    | Nashville 1 at Vancouver 5     | Mike Dunham (2), Tomas Vokoun    |
| 11  | 11/23/02 | Marian Gaborik    | Nashville 2 at Minnesota 4     | Mike Dunham                      |
| 12  | 10/23/03 | Ilya Kovalchuk    | Nashville 2 at Atlanta 4       | Tomas Vokoun (2), Empty Net      |
| 13  | 11/2/03  | Bill Guerin       | Nashville 3 at Dallas 7        | Tomas Vokoun                     |
| 14  | 12/18/03 | Sheldon Souray    | Nashville 4 at Montreal 5 (OT) | Tomas Vokoun                     |
| 15  | 3/14/04  | Brendan Shanahan  | Nashville 2 at Detroit 3 (OT)  | Tomas Vokoun                     |
| 16  | 12/13/05 | Nathan Horton     | Nashville 3 at Florida 7       | Brian Finley                     |
| 17  | 12/2/06  | Jeff Hamilton     | Chicago 4 at Nashville 3 (OT)  | Chris Mason                      |
| 18  | 2/24/07  | Tomas Holmstrom   | Detroit 3 at Nashville 4 (OT)  | Tomas Vokoun                     |
| 19  | 10/11/07 | Fredrik Sjoström  | Phoenix 6 at Nashville 3       | Chris Mason                      |
| 20  | 1/24/08  | Radim Vrbata      | Nashville 3 at Phoenix 4 (OT)  | Chris Mason                      |
| 21  | 2/9/08   | Jonathan Cheechoo | Nashville 3 at San Jose 4      | Chris Mason                      |
| 22  | 10/15/08 | Fabian Brunnstrom | Nashville 4 at Dallas 6        | Dan Ellis                        |
| 23  | 10/23/08 | Jarome Iginla     | Calgary 5 at Nashville 3       | Dan Ellis                        |
| 24  | 12/8/08  | B.J. Crombeen     | Nashville 3 at St. Louis 6     | Pekka Rinne                      |
| 25  | 1/21/10  | Scottie Upshall   | Nashville 2 at Phoenix 4       | Dan Ellis                        |
| 26  | 11/3/10  | Ed Jovanovski     | Nashville 3 at Phoenix 4       | Pekka Rinne                      |
| 27  | 12/22/11 | Jeff Carter       | Columbus 5 at Nashville 6      | Pekka Rinne                      |
| 28  | 3/20/12  | Ales Hemsky       | Edmonton 6 at Nashville 3      | Pekka Rinne (2), Anders Lindback |
| 29  | 2/27/13  | Kyle Palmieri     | Nashville 1 at Anaheim 5       | Pekka Rinne                      |
| 30  | 3/4/13   | Jeff Carter       | Nashville 1 at Los Angeles 5   | Pekka Rinne                      |
| 31  | 3/15/13  | Curtis Glencross  | Nashville 3 at Calgary 6       | Chris Mason (2), Empty Net       |
| 32  | 12/5/13  | Jeff Skinner      | Carolina 5 at Nashville 2      | Marek Mazanec (2), Empty Net     |

# TEAM HISTORY & RECORDS

## PENALTY SHOTS

| PREDATORS' PENALTY SHOTS (9 GOALS, 18 STOPS)  |                      |                  |                                    |         |
|---|----------------------|------------------|------------------------------------|---------|
| NO. DATE                                      | PLAYER               | GOALTENDER       | SCORE                              | RESULT  |
| 1 11/18/99                                    | Kimmo Timonen        | Jeff Hackett     | Montreal 1 at Nashville 6          | GOAL    |
| 2 1/31/00                                     | Randy Robitaille     | Mike Richter     | Nashville 1 at NY Rangers 5        | NO GOAL |
| *3 12/23/00                                   | David Legwand        | Kirk McLean      | Nashville 3 at NY Rangers 2 (OT)   | GOAL    |
| 4 10/6/01                                     | Vladimir Orszagh     | Fred Brathwaite  | St. Louis 2 at Nashville 2 (OT)    | NO GOAL |
| 5 1/23/03                                     | Rem Murray           | Mike Dunham      | NY Rangers 4 at Nashville 2        | NO GOAL |
| 6 2/17/03                                     | Adam Hall            | Steve Shields    | Boston 1 at Nashville 5            | NO GOAL |
| 7 11/5/05                                     | David Legwand        | Jason LaBarbera  | Nashville 2 at Los Angeles 3 (SO)  | NO GOAL |
| 8 11/10/05                                    | Steve Sullivan       | Marty Turco      | Dallas 3 at Nashville 5            | NO GOAL |
| 9 11/24/05                                    | Paul Kariya          | Jason LaBarbera  | Los Angeles 3 at Nashville 4       | NO GOAL |
| 10 12/7/05                                    | Steve Sullivan       | Olaf Kolzig      | Nashville 5 at Washington 2        | NO GOAL |
| 11 12/23/05                                   | Steve Sullivan       | Marc Denis       | Nashville 5 at Columbus 4          | NO GOAL |
| 12 1/8/06                                     | Steve Sullivan       | Craig Anderson   | Nashville 5 at Chicago 1           | GOAL    |
| 13 3/21/06                                    | Scott Hartnell       | Manny Legace     | Nashville 3 at Detroit 2 (SO)      | NO GOAL |
| *14 11/16/06                                  | Paul Kariya          | Niklas Backstrom | Minnesota 7 at Nashville 6 (SO)    | NO GOAL |
| 15 12/23/06                                   | Paul Kariya          | Dan Cloutier     | Los Angeles 0 at Nashville 7       | NO GOAL |
| 16 12/23/06                                   | David Legwand        | Dan Cloutier     | Los Angeles 0 at Nashville 7       | GOAL    |
| 17 2/19/07                                    | J-P Dumont           | Curtis Joseph    | Phoenix 1 at Nashville 4           | GOAL    |
| 18 2/28/07                                    | Martin Erat          | Evgeni Nabokov   | Nashville 4 at San Jose 3 (SO)     | NO GOAL |
| 19 12/31/07                                   | Scott Nichol         | Marty Turco      | Nashville 1 at Dallas 0            | NO GOAL |
| 20 2/27/08                                    | Scott Nichol         | Ryan Miller      | Nashville 4 at Buffalo 8           | NO GOAL |
| 21 11/6/08                                    | Vernon Fiddler       | Mikka Kiprusoff  | Nashville 6 at Calgary 7           | GOAL    |
| 22 10/15/11                                   | Sergei Kostitsyn     | Johan Hedberg    | New Jersey 3 at Nashville 2 (SO)   | NO GOAL |
| 23 11/9/11                                    | Martin Erat          | Jonas Hiller     | Nashville 4 at Anaheim 2           | GOAL    |
| 24 3/12/13                                    | Rich Clune           | Kari Lehtonen    | Nashville 4 at Dallas 0            | GOAL    |
| 25 4/14/13                                    | Bobby Butler         | Jimmy Howard     | Detroit 0 at Nashville 3           | NO GOAL |
| 26 10/8/13                                    | Eric Nystrom         | Josh Harding     | Minnesota 2 at Nashville 3         | GOAL    |
| 27 11/14                                      | Viktor Stalberg      | Craig Anderson   | Ottawa 2 at Nashville 1 (SO)       | NO GOAL |
| OPPONENTS' PENALTY SHOTS (14 GOALS, 18 STOPS) |                      |                  |                                    |         |
| NO. DATE                                      | PLAYER               | GOALTENDER       | SCORE                              | RESULT  |
| 1 12/1/98                                     | Shaun Van Allen      | Eric Fichaud     | Ottawa 3 at Nashville 1            | NO GOAL |
| 2 12/19/98                                    | Markus Naslund       | Mike Dunham      | Nashville 6 at Vancouver 4         | GOAL    |
| 3 2/29/00                                     | John Madden          | Mike Dunham      | New Jersey 2 at Nashville 1        | NO GOAL |
| 4 3/17/00                                     | Jeremy Roenick       | Tomas Vokoun     | Nashville 4 at Phoenix 3 (OT)      | GOAL    |
| 5 12/20/00                                    | Gary Roberts         | Mike Dunham      | Nashville 3 at Toronto 1           | NO GOAL |
| 6 3/19/01                                     | David Vyborny        | Tomas Vokoun     | Nashville 2 at Columbus 1          | GOAL    |
| 7 3/22/01                                     | Alexei Zhamnov       | Tomas Vokoun     | Nashville 2 at Chicago 1 (OT)      | NO GOAL |
| 8 4/9/02                                      | Keith Tkachuk        | Jan Lasak        | Nashville 2 at St. Louis 3         | NO GOAL |
| *9 10/15/02                                   | Brad Isbister        | Tomas Vokoun     | Nashville 3 at NY Islanders 4 (OT) | NO GOAL |
| 10 10/19/02                                   | Pavel Bure           | Tomas Vokoun     | Nashville 2 at NY Rangers 2 (OT)   | GOAL    |
| 11 10/30/02                                   | Cory Stillman        | Mike Dunham      | Nashville 0 at St. Louis 7         | NO GOAL |
| 12 2/23/03                                    | Robert Reichel       | Tomas Vokoun     | Nashville 5 at Toronto 2           | NO GOAL |
| 13 3/29/03                                    | Dany Heatley         | Tomas Vokoun     | Atlanta 3 at Nashville 2           | NO GOAL |
| 14 4/1/03                                     | Steve Thomas         | Tomas Vokoun     | Anaheim 2 at Nashville 1 (OT)      | GOAL    |
| 15 12/13/03                                   | Vaclav Nedorost      | Tomas Vokoun     | Florida 2 at Nashville 2 (OT)      | NO GOAL |
| 16 12/17/05                                   | David Vyborny        | Tomas Vokoun     | Columbus 3 at Nashville 7          | GOAL    |
| 17 12/30/05                                   | Ryan Smyth           | Tomas Vokoun     | Nashville 2 at Edmonton 4          | GOAL    |
| *18 1/13/06                                   | Frantisek Kaberle    | Tomas Vokoun     | Nashville 4 at Carolina 5 (OT)     | GOAL    |
| 19 1/21/06                                    | Trevor Letowski      | Tomas Vokoun     | Columbus 2 at Nashville 7          | NO GOAL |
| 20 11/22/06                                   | Mike Modano          | Tomas Vokoun     | Nashville 0 at Dallas 1            | NO GOAL |
| 21 2/17/07                                    | Pierre-Marc Bouchard | Tomas Vokoun     | Minnesota 1 at Nashville 4         | GOAL    |
| 22 10/27/07                                   | Josef Stumpel        | Dan Ellis        | Florida 3 at Nashville 4           | GOAL    |
| 23 12/10/07                                   | Valtteri Filppula    | Dan Ellis        | Detroit 2 at Nashville 1           | GOAL    |
| 24 1/3/08                                     | Kyle Brodziak        | Dan Ellis        | Edmonton 2 at Nashville 5          | NO GOAL |
| 25 2/10/08                                    | Keith Yandle         | Dan Ellis        | Nashville 6 at Phoenix 3           | NO GOAL |
| 26 2/19/11                                    | Shane Doan           | Pekka Rinne      | Phoenix 3 at Nashville 2           | NO GOAL |
| 27 3/6/11                                     | Jarome Iginia        | Pekka Rinne      | Nashville 2 at Calgary 3           | GOAL    |
| 28 5/1/12                                     | Steve Ott            | Pekka Rinne      | Dallas 4 at Nashville 1            | NO GOAL |
| 29 1/24/13                                    | Patrik Berglund      | Pekka Rinne      | Nashville 0 at St. Louis 3         | GOAL    |
| 30 3/14/13                                    | Henrik Sedin         | Chris Mason      | Nashville 4 at Vancouver 7         | GOAL    |
| 31 10/10/13                                   | Carl Gunnarsson      | Pekka Rinne      | Toronto 4 at Nashville 0           | NO GOAL |
| 32 12/27/13                                   | Antoine Roussel      | Carter Hutton    | Nashville 1 at Dallas 4            | NO GOAL |
| 33 3/6/14                                     | Alex Steen           | Pekka Rinne      | St. Louis 2 at Nashville 1         | NO GOAL |

\*Penalty shots occurred in overtime. Legwand's goal (12/23/00) at 3:17 of overtime was the first overtime penalty shot goal in NHL history.

# TEAM HISTORY & RECORDS

## SHUTOUTS

| NO. | DATE     | GOALTENDER                                | SAVES | SCORE                             | NO. | DATE     | GOALTENDER      | SAVES | SCORE                           |
|-----|----------|---|-------|-----------------------------------|-----|----------|-----------------|-------|---------------------------------|
| 1   | 1/15/99  | Tomas Vokoun                              | 31    | Phoenix 0 at Nashville 2          | 42  | 12/31/07 | Dan Ellis       | 22    | Nashville 1 at Dallas 0         |
| 2   | 3/24/99  | Mike Dunham                               | 27    | Nashville 3 at Tampa Bay 0        | 43  | 1/8/08   | Chris Mason     | 28    | Nashville 7 at Los Angeles 0    |
| 3   | 12/30/99 | Tomas Vokoun                              | 25    | Atlanta 0 at Nashville 6          | 44  | 1/15/08  | Chris Mason     | 22    | Nashville 3 at Calgary 0        |
| 4   | 11/30/00 | Tomas Vokoun                              | 22    | Nashville 3 at Chicago 0          | 45  | 1/22/08  | Dan Ellis       | 38    | Nashville 4 at Colorado 0       |
| 5   | 1/19/01  | Mike Dunham                               | 35    | Boston 0 at Nashville 1 (OT)      | 46  | 2/5/08   | Chris Mason     | 34    | Carolina 0 at Nashville 1       |
| 6   | 1/31/01  | Mike Dunham                               | 26    | Nashville 3 at Anaheim 0          | 47  | 3/25/08  | Dan Ellis       | 36    | Columbus 0 at Nashville 1       |
| 7   | 3/10/01  | Tomas Vokoun                              | 17    | Nashville 3 at San Jose 0         | 48  | 3/28/08  | Dan Ellis       | 43    | Nashville 2 at Columbus 0       |
| 8   | 3/21/01  | Mike Dunham                               | 23    | Nashville 0 at Minnesota 0 (OT)   | 49  | 11/25/08 | Dan Ellis       | 17    | St. Louis 1 at Nashville 0 (SO) |
| 9   | 4/5/01   | Mike Dunham                               | 33    | Calgary 0 at Nashville 4          | 50  | 12/1/08  | Pekka Rinne     | 30    | Nashville 2 at Buffalo 0        |
| 10  | 10/11/01 | Mike Dunham                               | 26    | Calgary 0 at Nashville 1          | 51  | 12/6/08  | Pekka Rinne     | 32    | Minnesota 0 at Nashville 1      |
| 11  | 11/23/01 | Tomas Vokoun                              | 27    | Pittsburgh 0 at Nashville 5       | 52  | 12/13/08 | Dan Ellis       | 27    | Dallas 0 at Nashville 3         |
| 12  | 2/9/02   | Tomas Vokoun                              | 25    | Nashville 1 at Columbus 0 (OT)    | 53  | 12/20/08 | Pekka Rinne     | 23    | NY Islanders 0 at Nashville 1   |
| 13  | 2/12/02  | Mike Dunham                               | 21    | Florida 0 at Nashville 1          | 54  | 1/13/09  | Pekka Rinne     | 17    | Nashville 2 at Toronto 0        |
| 14  | 3/5/02   | Mike Dunham                               | 26    | Nashville 2 at San Jose 0         | 55  | 2/6/09   | Dan Ellis       | 22    | Nashville 2 at Minnesota 0      |
| 15  | 2/13/03  | Tomas Vokoun                              | 36    | NY Islanders 0 at Nashville 2     | 56  | 2/21/09  | Pekka Rinne     | 30    | Nashville 1 at St. Louis 0 (OT) |
| 16  | 2/25/03  | Tomas Vokoun                              | 19    | Columbus 0 at Nashville 5         | 57  | 2/28/09  | Pekka Rinne     | 30    | Detroit 0 at Nashville 8        |
| 17  | 2/27/03  | Tomas Vokoun                              | 22    | Pittsburgh 0 at Nashville 6       | 58  | 3/14/09  | Pekka Rinne     | 18    | Nashville 2 at Phoenix 0        |
| 18  | 12/20/03 | Tomas Vokoun                              | 21    | Detroit 0 at Nashville 1          | 59  | 10/29/09 | Pekka Rinne     | 22    | Chicago 0 at Nashville 2        |
| 19  | 1/13/04  | Chris Mason                               | 33    | Los Angeles 0 at Nashville 0 (OT) | 60  | 11/14/09 | Pekka Rinne     | 20    | Montreal 0 at Nashville 2       |
| 20  | 1/19/04  | Tomas Vokoun                              | 26    | Minnesota 0 at Nashville 2        | 61  | 1/15/10  | Dan Ellis       | 22    | Nashville 1 at Calgary 0        |
| 21  | 2/26/04  | Tomas Vokoun                              | 27    | Minnesota 0 at Nashville 4        | 62  | 2/2/10   | Pekka Rinne     | 26    | Phoenix 1 at Nashville 0 (SO)   |
| 22  | 11/29/05 | Tomas Vokoun                              | 31    | Calgary 0 at Nashville 2          | 63  | 3/12/10  | Pekka Rinne     | 31    | Nashville 1 at Anaheim 0        |
| 23  | 2/4/06   | Tomas Vokoun                              | 40    | Chicago 0 at Nashville 6          | 64  | 3/18/10  | Pekka Rinne     | 17    | Minnesota 0 at Nashville 5      |
| 24  | 3/14/06  | Tomas Vokoun                              | 31    | Vancouver 0 at Nashville 5        | 65  | 3/20/10  | Pekka Rinne     | 33    | Columbus 0 at Nashville 1       |
| 25  | 3/16/06  | Tomas Vokoun                              | 24    | Phoenix 0 at Nashville 2          | 66  | 3/27/10  | Pekka Rinne     | 38    | Detroit 1 at Nashville 0 (SO)   |
| 26  | 4/6/06   | Chris Mason                               | 18    | Nashville 3 at St. Louis 0        | 67  | 10/23/10 | Pekka Rinne     | 30    | Nashville 1 at Dallas 0         |
| 27  | 4/11/06  | Chris Mason                               | 27    | Nashville 2 at St. Louis 0        | 68  | 11/18/10 | Pekka Rinne     | 30    | Nashville 3 at Montreal 0       |
| 28  | 10/18/06 | Tomas Vokoun                              | 38    | Nashville 3 at NY Rangers 0       | 69  | 11/30/10 | Pekka Rinne     | 33    | Phoenix 0 at Nashville 3        |
| 29  | 11/11/06 | Chris Mason                               | 42    | Colorado 0 at Nashville 1         | 70  | 12/11/10 | Anders Lindback | 22    | Florida 0 at Nashville 3        |
| 30  | 11/23/06 | Tomas Vokoun                              | 34    | Vancouver 0 at Nashville 6        | 71  | 12/13/10 | Anders Lindback | 27    | NY Islanders 0 at Nashville 3   |
|     |          | (39:58, 21/<br>Chris Mason<br>(20:00, 13) |       |                                   | 72  | 2/5/11   | Pekka Rinne     | 35    | Detroit 0 at Nashville 3        |
| 31  | 12/14/06 | Chris Mason                               | 22    | Ottawa 0 at Nashville 6           | 73  | 3/3/11   | Pekka Rinne     | 29    | Nashville 3 at Vancouver 0      |
| 32  | 12/23/06 | Chris Mason                               | 34    | Los Angeles 0 at Nashville 7      | 74  | 3/10/11  | Pekka Rinne     | 19    | Minnesota 0 at Nashville 4      |
| 33  | 12/30/06 | Chris Mason                               | 38    | Boston 0 at Nashville 5           | 75  | 10/22/11 | Pekka Rinne     | 33    | Nashville 2 at Calgary 0        |
| 34  | 1/12/07  | Tomas Vokoun                              | 22    | Columbus 0 at Nashville 2         | 76  | 10/29/11 | Pekka Rinne     | 20    | Anaheim 0 at Nashville 3        |
| 35  | 1/18/07  | Chris Mason                               | 33    | Columbus 0 at Nashville 4         | 77  | 11/3/11  | Pekka Rinne     | 35    | Nashville 3 at Phoenix 0        |
| 36  | 2/3/07   | Tomas Vokoun                              | 36    | Anaheim 0 at Nashville 3          | 78  | 1/19/12  | Pekka Rinne     | 38    | Nashville 3 at Columbus 0       |
| 37  | 2/14/07  | Tomas Vokoun                              | 22    | San Jose 0 at Nashville 5         | 79  | 4/5/12   | Pekka Rinne     | 28    | Dallas 0 at Nashville 2         |
| 38  | 3/24/07  | Tomas Vokoun                              | 26    | Nashville 4 at Edmonton 0         | 80  | 2/7/13   | Pekka Rinne     | 32    | Los Angeles 0 at Nashville 3    |
| 39  | 10/4/07  | Chris Mason                               | 35    | Colorado 0 at Nashville 4         | 81  | 2/12/13  | Pekka Rinne     | 12    | San Jose 0 at Nashville 1 (OT)  |
| 40  | 10/25/07 | Dan Ellis                                 | 20    | Atlanta 0 at Nashville 3          | 82  | 2/14/13  | Pekka Rinne     | 19    | Phoenix 0 at Nashville 3        |
| 41  | 11/1/07  | Dan Ellis                                 | 29    | Nashville 3 at Vancouver 0        | 83  | 3/8/13   | Pekka Rinne     | 24    | Edmonton 0 at Nashville 6       |
|     |          |   |       |                                   | 84  | 3/12/13  | Pekka Rinne     | 32    | Nashville 4 at Dallas 0         |
|     |          |   |       |                                   | 85  | 11/19/13 | Marek Mazanec   | 27    | Nashville 2 at Detroit 0        |
|     |          |   |       |                                   | 86  | 11/27/13 | Marek Mazanec   | 19    | Nashville 4 at Columbus 0       |
|     |          |   |       |                                   | 87  | 3/23/14  | Pekka Rinne     | 29    | Nashville 2 at Columbus 0       |
|     |          |   |       |                                   | 88  | 4/5/14   | Carter Hutton   | 35    | Nashville 3 at San Jose 0       |
|     |          |   |       |                                   | 89  | 4/10/14  | Pekka Rinne     | 29    | Phoenix 0 at Nashville 2        |

# TEAM HISTORY & RECORDS

## SHUTOUTS AGAINST

| DATE        | GOALTENDER  | SAVES | SCORE                             | NO. DATE    | GOALTENDER             | SAVES | SCORE                           |
|-------------|---|-------|-----------------------------------|-------------|------------------------|-------|---------------------------------|
| 1 10/10/98  | Kirk McLean   | 26    | Florida 1 at Nashville 0          | 49 11/10/06 | Dominik Hasek          | 21    | Nashville 0 at Detroit 3        |
| 2 11/24/98  | Jamie McLennan  | 19    | Nashville 0 at St. Louis 4        | 50 11/22/06 | Mike Smith             | 17    | Nashville 0 at Dallas 1         |
| 3 12/28/98  | Ed Belfour  | 14    | Nashville 0 at Dallas 1           | 51 12/6/06  | Jean-Sebastien Giguere | 21    | Nashville 0 at Anaheim 4        |
| 4 1/11/99   | John Vanbiesbrouck                                    | 24    | Nashville 0 at Philadelphia 8     | 52 2/16/07  | Manny Legace           | 19    | Nashville 0 at St. Louis 1      |
| 5 3/28/99   | Roman Turek   | 21    | Dallas 3 at Nashville 0           | 53 3/21/07  | Roberto Luongo         | 20    | Nashville 0 at Vancouver 2      |
| 6 10/2/99   | Stephane Fiset  | 27    | Los Angeles 2 at Nashville 0      | 54 10/20/07 | Evgeni Nabokov         | 22    | Nashville 0 at San Jose 3       |
| 7 11/26/99  | Craig Billington                                      | 19    | Nashville 0 at Washington 1       | 55 10/23/07 | Jason Labarbera        | 17    | Nashville 0 at Los Angeles 6    |
| 8 2/16/00   | Manny Fernandez                                       | 18    | Nashville 0 at Dallas 3           | 56 3/30/08  | Dominik Hasek          | 22    | Nashville 0 at Detroit 1 (OT)   |
| 9 3/5/00    | Guy Hebert  | 33    | Nashville 0 at Anaheim 1          | 57 11/4/08  | Roberto Luongo         | 24    | Nashville 0 at Vancouver 4      |
| 10 3/21/00  | Brian Boucher   | 27    | Philadelphia 2 at Nashville 0     | 58 11/8/08  | Peter Budaj            | 26    | Nashville 0 at Colorado 1       |
| 11 11/15/00 | Milan Hnilicka  | 37    | Nashville 0 at Atlanta 1          | 59 11/25/08 | Chris Mason            | 47    | St. Louis 1 at Nashville 0 (SO) |
| 12 11/22/00 | Ed Belfour  | 24    | Dallas 1 at Nashville 0           | 60 12/23/08 | Tomas Vokoun           | 27    | Nashville 0 at Florida 3        |
| 13 11/24/00 | Roman Turek   | 28    | St. Louis 4 at Nashville 0        | 61 2/16/09  | Alex Auld              | 24    | Ottawa 2 at Nashville 0         |
| 14 12/6/00  | Tommy Salo  | 18    | Nashville 0 at Edmonton 4         | 62 10/10/09 | Ryan Miller            | 25    | Buffalo 1 at Nashville 0        |
| 15 12/7/00  | Mike Vernon   | 15    | Nashville 0 at Calgary 3          | 63 10/14/09 | Marty Turco            | 29    | Nashville 0 at Dallas 6         |
| 16 12/16/00 | Jocelyn Thibault                                      | 24    | Chicago 3 at Nashville 0          | 64 10/24/09 | Cristobal Huet         | 27    | Nashville 0 at Chicago 2        |
| 17 1/6/01   | Martin Biron  | 29    | Buffalo 2 at Nashville 0          | 65 11/5/09  | Jonas Hiller           | 40    | Nashville 0 at Anaheim 4        |
| 18 2/16/01  | Evgeni Nabokov  | 19    | San Jose 2 at Nashville 0         | 66 11/30/09 | Miikka Kiprusoff       | 22    | Calgary 4 at Nashville 0        |
| 19 3/11/01  | Jean-Sebastien Giguere                                | 31    | Nashville 0 at Anaheim 1 (OT)     | 67 2/2/10   | Ilya Bryzgalov         | 25    | Phoenix 1 at Nashville 0 (SO)   |
| 20 3/21/01  | Jamie McLennan  | 27    | Nashville 0 at Minnesota 0 (OT)   | 68 3/27/10  | Jimmy Howard           | 33    | Detroit 1 at Nashville 0 (SO)   |
| 21 3/24/01  | Patrick Lalime  | 20    | Ottawa 4 at Nashville 0           | 69 3/30/10  | Jonathan Bernier       | 34    | Los Angeles 2 at Nashville 0    |
| 22 4/7/01   | Roman Turek   | 19    | Nashville 0 at St. Louis 1        | 70 10/19/10 | Miikka Kiprusoff       | 34    | Calgary 1 at Nashville 0 (OT)   |
| 23 10/27/01 | Manny Legace (34:18, 15)/<br>Dominik Hasek (25:42, 4) | 19    | Detroit 1 at Nashville 0          | 71 10/28/10 | Jaroslav Halak         | 24    | St. Louis 3 at Nashville 0      |
| 24 11/2/01  | Ed Belfour  | 16    | Nashville 0 at Dallas 3           | 72 11/22/10 | Steve Mason            | 27    | Nashville 0 at Columbus 2       |
| 25 11/29/01 | Sean Burke  | 27    | Nashville 0 at Phoenix 1          | 73 12/26/10 | Jaroslav Halak         | 32    | Nashville 0 at St. Louis 2      |
| 26 12/26/01 | Kevin Weekes  | 31    | Tampa Bay 1 at Nashville 0        | 74 2/7/11   | Devan Dubnyk           | 37    | Edmonton 4 at Nashville 0       |
| 27 1/15/02  | Felix Potvin  | 24    | Nashville 0 at Los Angeles 2      | 75 2/22/11  | Steve Mason            | 20    | Nashville 0 at Columbus 4       |
| 28 1/21/02  | Robert Esche  | 19    | Phoenix 1 at Nashville 0          | 76 2/24/11  | Corey Crawford         | 25    | Chicago 3 at Nashville 0        |
| 29 3/12/02  | Dan Cloutier  | 23    | Vancouver 5 at Nashville 0        | 77 4/9/11   | Jaroslav Halak         | 24    | St. Louis 2 at Nashville 0      |
| 30 10/30/02 | Fred Brathwaite                                       | 19    | Nashville 0 at St. Louis 7        | 78 11/29/11 | Miikka Kiprusoff       | 26    | Nashville 0 at Calgary 1        |
| 31 12/8/02  | Jean-Sebastien Giguere                                | 20    | Nashville 0 at Anaheim 3          | 79 1/17/12  | Henrik Lundqvist       | 27    | Nashville 0 at NY Rangers 3     |
| 32 12/10/02 | Felix Potvin  | 19    | Los Angeles 3 at Nashville 0      | 80 3/27/12  | Brian Elliott          | 24    | Nashville 0 at St. Louis 3      |
| 33 12/17/02 | Roman Turek   | 23    | Calgary 3 at Nashville 0          | 81 1/24/13  | Jaroslav Halak         | 13    | Nashville 0 at St. Louis 3      |
| 34 1/12/03  | Jocelyn Thibault                                      | 17    | Nashville 0 at Chicago 2          | 82 1/28/13  | Chad Johnson           | 21    | Nashville 0 at Phoenix 4        |
| 35 2/22/03  | Patrick Lalime  | 18    | Nashville 0 at Ottawa 4           | 83 2/10/13  | Corey Crawford         | 17    | Chicago 3 at Nashville 0        |
| 36 3/15/03  | Chris Osgood  | 35    | St. Louis 1 at Nashville 0        | 84 2/22/13  | Roberto Luongo         | 23    | Vancouver 1 at Nashville 0      |
| 37 3/31/03  | Curtis Joseph   | 27    | Nashville 0 at Detroit 3          | 85 2/23/13  | Jimmy Howard           | 33    | Nashville 0 at Detroit 4        |
| 38 4/4/03   | Sean Burke  | 24    | Nashville 0 at Phoenix 1          | 86 3/30/13  | Semyon Varlamov        | 34    | Nashville 0 at Colorado 1 (OT)  |
| 39 4/6/03   | Marty Turco   | 21    | Nashville 0 at Dallas 2           | 87 4/6/13   | Ray Emery              | 20    | Chicago 1 at Nashville 0        |
| 40 10/28/03 | Brent Johnson   | 26    | Nashville 0 at St. Louis 1        | 88 4/9/13   | Brian Elliott          | 15    | St. Louis 1 at Nashville 0      |
| 41 11/19/03 | Roman Cechmanek                                       | 30    | Nashville 0 at Los Angeles 3      | 89 10/10/13 | Jonathan Bernier       | 36    | Toronto 4 at Nashville 0        |
| 42 1/5/04   | Curtis Joseph   | 26    | Nashville 0 at Detroit 6          | 90 10/22/13 | Josh Harding           | 16    | Nashville 0 at Minnesota 2      |
| 43 1/13/04  | Roman Cechmanek                                       | 29    | Los Angeles 0 at Nashville 0 (OT) | 91 11/8/13  | Ondrej Pavelec         | 41    | Nashville 0 at Winnipeg 5       |
| 44 1/22/04  | Roman Turek   | 23    | Nashville 0 at Calgary 4          | 92 11/10/13 | Martin Brodeur         | 15    | Nashville 0 at New Jersey 5     |
| 45 2/23/04  | Cristobal Huet  | 21    | Nashville 0 at Los Angeles 3      | 93 11/23/13 | Cam Talbot             | 17    | NY Rangers 2 at Nashville 0     |
| 46 1/3/06   | David Aebischer                                       | 32    | Nashville 0 at Colorado 3         | 94 11/28/13 | Ilya Bryzgalov         | 33    | Edmonton 3 at Nashville 0       |
| 47 2/8/06   | Manny Legace  | 20    | Nashville 0 at Detroit 6          | 95 1/12/14  | Darcy Kuemper          | 23    | Minnesota 4 at Nashville 0      |
| 48 3/1/06   | Craig Anderson  | 20    | Nashville 0 at Chicago 3          | 96 3/8/14   | Sergei Bobrovsky       | 28    | Columbus 1 at Nashville 0       |
|             |   |       |                                   | 97 3/19/14  | Eddie Lack             | 30    | Nashville 0 at Vancouver 2      |

# TEAM HISTORY & RECORDS

## OVERTIME HISTORY

| YEAR         | HOME       |           |           |           |             | ROAD       |           |           |           |             | OVERALL    |            |            |           |             |
|--------------|------------|-----------|-----------|-----------|-------------|------------|-----------|-----------|-----------|-------------|------------|------------|------------|-----------|-------------|
|              | GP         | W         | L         | T         | PCT         | GP         | W         | L         | T         | PCT         | GP         | W          | L          | T         | PCT         |
| 1998-99      | 5          | 0         | 1         | 4         | .400        | 5          | 1         | 1         | 3         | .500        | 10         | 1          | 2          | 7         | .450        |
| 1999-00      | 5          | 0         | 2         | 3         | .300        | 13         | 4         | 5         | 4         | .462        | 18         | 4          | 7          | 7         | .416        |
| 2000-01      | 9          | 2         | 0         | 7         | .611        | 8          | 3         | 3         | 2         | .500        | 17         | 5          | 3          | 9         | .558        |
| 2001-02      | 10         | 2         | 0         | 8         | .600        | 8          | 3         | 0         | 5         | .688        | 18         | 5          | 0          | 13        | .638        |
| 2002-03      | 9          | 3         | 1         | 5         | .611        | 16         | 2         | 6         | 8         | .375        | 25         | 5          | 7          | 13        | .460        |
| 2003-04      | 12         | 3         | 2         | 7         | .542        | 10         | 4         | 2         | 4         | .600        | 22         | 7          | 4          | 11        | .568        |
| 2005-06      | 6          | 5         | 1         | -         | .833        | 11         | 4         | 7         | -         | .364        | 17         | 9          | 8          | -         | .529        |
| 2006-07      | 9          | 4         | 5         | -         | .444        | 8          | 5         | 3         | -         | .625        | 17         | 9          | 8          | -         | .529        |
| 2007-08      | 9          | 5         | 4         | -         | .556        | 8          | 3         | 5         | -         | .375        | 17         | 8          | 9          | -         | .471        |
| 2008-09      | 10         | 6         | 4         | -         | .600        | 10         | 6         | 4         | -         | .600        | 20         | 12         | 8          | -         | .600        |
| 2009-10      | 10         | 7         | 3         | -         | .700        | 10         | 7         | 3         | -         | .700        | 20         | 14         | 6          | -         | .700        |
| 2010-11      | 11         | 3         | 8         | -         | .272        | 8          | 5         | 3         | -         | .625        | 19         | 8          | 11         | -         | .421        |
| 2011-12      | 9          | 4         | 5         | -         | .444        | 7          | 4         | 3         | -         | .571        | 16         | 8          | 8          | -         | .500        |
| 2012-13      | 7          | 3         | 4         | -         | .429        | 7          | 2         | 5         | -         | .286        | 14         | 5          | 9          | -         | .357        |
| 2013-14      | 8          | 3         | 5         | -         | .375        | 9          | 2         | 7         | -         | .222        | 17         | 5          | 12         | -         | .294        |
| <b>TOTAL</b> | <b>129</b> | <b>50</b> | <b>45</b> | <b>34</b> | <b>.519</b> | <b>138</b> | <b>55</b> | <b>57</b> | <b>26</b> | <b>.493</b> | <b>267</b> | <b>105</b> | <b>102</b> | <b>60</b> | <b>.506</b> |

| YEAR         | HOME      |           |           |           |           | ROAD      |           |           |           |           | OVERALL    |           |           |           |           |
|--------------|-----------|-----------|-----------|-----------|-----------|-----------|-----------|-----------|-----------|-----------|------------|-----------|-----------|-----------|-----------|
|              | GP        | OTW       | SOW       | OTL       | SOL       | GP        | OTW       | SOW       | OTL       | SOL       | GP         | OTW       | SOW       | OTL       | SOL       |
| 2005-06      | 6         | 1         | 4         | 0         | 1         | 11        | 2         | 2         | 5         | 2         | 17         | 3         | 6         | 5         | 3         |
| 2006-07      | 9         | 2         | 2         | 2         | 3         | 8         | 1         | 4         | 1         | 2         | 17         | 3         | 6         | 3         | 5         |
| 2007-08      | 9         | 3         | 2         | 1         | 3         | 8         | 2         | 1         | 3         | 2         | 17         | 5         | 3         | 4         | 5         |
| 2008-09      | 10        | 2         | 4         | 2         | 2         | 10        | 4         | 2         | 1         | 3         | 20         | 6         | 6         | 3         | 5         |
| 2009-10      | 10        | 1         | 6         | 1         | 2         | 10        | 5         | 2         | 1         | 2         | 20         | 6         | 8         | 2         | 4         |
| 2010-11      | 11        | 1         | 2         | 5         | 3         | 8         | 1         | 4         | 2         | 1         | 19         | 2         | 6         | 7         | 4         |
| 2011-12      | 9         | 1         | 3         | 2         | 3         | 7         | 2         | 2         | 1         | 2         | 16         | 3         | 5         | 3         | 5         |
| 2012-13      | 7         | 3         | 0         | 0         | 4         | 7         | 0         | 2         | 3         | 2         | 14         | 3         | 2         | 3         | 6         |
| 2013-14      | 8         | 2         | 1         | 1         | 4         | 9         | 1         | 1         | 2         | 5         | 17         | 3         | 2         | 3         | 9         |
| <b>TOTAL</b> | <b>79</b> | <b>16</b> | <b>24</b> | <b>14</b> | <b>25</b> | <b>78</b> | <b>18</b> | <b>20</b> | <b>19</b> | <b>21</b> | <b>157</b> | <b>34</b> | <b>44</b> | <b>33</b> | <b>46</b> |

### TEAM RECORD VS. NHL

|              | GP | W  | L | T | PCT  |
|--------------|----|----|---|---|------|
| Anaheim      | 14 | 5  | 7 | 2 | .429 |
| Arizona      | 13 | 7  | 4 | 2 | .615 |
| Boston       | 5  | 3  | 1 | 1 | .700 |
| Buffalo      | 3  | 1  | 1 | 1 | .500 |
| Calgary      | 12 | 2  | 6 | 4 | .333 |
| Carolina     | 4  | 2  | 1 | 1 | .625 |
| Chicago      | 17 | 6  | 7 | 4 | .471 |
| Colorado     | 13 | 5  | 3 | 5 | .577 |
| Columbus     | 17 | 10 | 6 | 1 | .618 |
| Dallas       | 5  | 2  | 2 | 1 | .500 |
| Detroit      | 21 | 8  | 9 | 4 | .476 |
| Edmonton     | 10 | 4  | 3 | 3 | .550 |
| Florida      | 7  | 3  | 1 | 3 | .643 |
| Los Angeles  | 10 | 3  | 4 | 3 | .450 |
| Minnesota    | 13 | 2  | 6 | 5 | .346 |
| Montreal     | 5  | 1  | 3 | 1 | .300 |
| New Jersey   | 6  | 3  | 3 | 0 | .500 |
| NY Islanders | 3  | 1  | 2 | 0 | .333 |
| NY Rangers   | 4  | 2  | 1 | 1 | .625 |
| Ottawa       | 3  | 2  | 1 | 0 | .667 |
| Philadelphia | 7  | 4  | 1 | 3 | .786 |
| Pittsburgh   | 5  | 1  | 2 | 2 | .400 |
| St. Louis    | 24 | 12 | 9 | 4 | .583 |
| San Jose     | 14 | 6  | 6 | 2 | .500 |
| Tampa Bay    | 3  | 0  | 1 | 2 | .333 |
| Toronto      | 2  | 1  | 0 | 1 | .750 |
| Vancouver    | 7  | 1  | 4 | 2 | .286 |
| Washington   | 6  | 1  | 4 | 1 | .250 |
| Winnipeg     | 6  | 3  | 2 | 1 | .583 |

### NASHVILLE GOALTENDER RECORDS

|          | GP | W  | L  | T  | PCT  |
|----------|----|----|----|----|------|
| Dubnyk   | 1  | 0  | 1  | 0  | .000 |
| Dunham   | 44 | 11 | 9  | 24 | .523 |
| Ellis    | 20 | 12 | 8  | 0  | .600 |
| Hutton   | 8  | 4  | 4  | 0  | .500 |
| Lindback | 5  | 3  | 2  | 0  | .600 |
| Mason    | 25 | 12 | 12 | 1  | .500 |
| Mazanec  | 4  | 0  | 4  | 0  | .000 |
| Rinne    | 73 | 37 | 36 | 0  | .507 |
| Vokoun   | 86 | 26 | 25 | 35 | .506 |



# TEAM HISTORY & RECORDS

## OVERTIME HISTORY

### OPPOSING GOALTENDER RECORDS (vs. NSH)

|             | GP | W | L | T | PCT   |               | GP | W | L | T | PCT   |
|-------------|----|---|---|---|-------|---------------|----|---|---|---|-------|
| Aebischer   | 2  | 0 | 2 | 0 | .000  | Leclaire      | 1  | 0 | 1 | 0 | .000  |
| Anderson    | 4  | 1 | 3 | 0 | .250  | Legace        | 8  | 0 | 7 | 1 | .063  |
| Aubin       | 1  | 0 | 0 | 1 | .500  | Lehner        | 1  | 0 | 1 | 0 | .000  |
| Auld        | 1  | 0 | 1 | 0 | .000  | Lehtonen      | 2  | 1 | 1 | 0 | .500  |
| Backstrom   | 6  | 4 | 2 | 0 | .667  | LeNeveu       | 1  | 0 | 1 | 0 | .000  |
| Belfour     | 1  | 1 | 0 | 0 | 1.000 | Lundqvist     | 1  | 1 | 0 | 0 | 1.000 |
| Berra       | 1  | 1 | 0 | 0 | 1.000 | Luongo        | 7  | 3 | 1 | 3 | .643  |
| Billington  | 1  | 0 | 0 | 1 | .500  | Maracle       | 1  | 0 | 1 | 0 | .000  |
| Biron       | 2  | 1 | 0 | 1 | .750  | Markkanen     | 2  | 0 | 2 | 0 | .000  |
| Bobrovsky   | 1  | 1 | 0 | 0 | 1.000 | C. Mason      | 4  | 2 | 2 | 0 | .500  |
| Boucher     | 4  | 1 | 2 | 1 | .375  | S. Mason      | 7  | 3 | 4 | 0 | .429  |
| Brathwaite  | 3  | 1 | 0 | 2 | .667  | McLean        | 1  | 0 | 1 | 0 | .000  |
| Brodeur     | 4  | 2 | 2 | 0 | .500  | McLennan      | 2  | 0 | 0 | 2 | .500  |
| Bryzgalov   | 5  | 2 | 3 | 0 | .400  | R. Miller     | 1  | 0 | 1 | 0 | .000  |
| Budaj       | 1  | 1 | 0 | 0 | 1.000 | Munro         | 1  | 0 | 0 | 1 | .500  |
| Burke       | 3  | 0 | 2 | 1 | .167  | Nabokov       | 5  | 1 | 2 | 2 | .400  |
| Cechmanek   | 4  | 0 | 1 | 3 | .375  | Neuvirth      | 1  | 1 | 0 | 0 | 1.000 |
| Clemmensen  | 2  | 0 | 2 | 0 | .000  | Niemi         | 6  | 3 | 3 | 0 | .500  |
| Cloutier    | 2  | 1 | 0 | 1 | .750  | Niittymaki    | 1  | 0 | 1 | 0 | .000  |
| Conklin     | 3  | 1 | 2 | 0 | .333  | Nilstorp      | 1  | 0 | 1 | 0 | .000  |
| Crawford    | 3  | 2 | 1 | 0 | .667  | Norrena       | 1  | 0 | 1 | 0 | .000  |
| Dafoe       | 2  | 0 | 1 | 1 | .250  | Osgood        | 10 | 6 | 2 | 2 | .700  |
| Dubnyk      | 1  | 0 | 1 | 0 | .000  | Passmore      | 2  | 0 | 0 | 2 | .500  |
| Denis       | 4  | 1 | 1 | 2 | .500  | Pavelec       | 2  | 1 | 1 | 0 | .500  |
| Dunham      | 1  | 0 | 1 | 0 | .000  | Pelletier     | 1  | 0 | 1 | 0 | .000  |
| Elliott     | 2  | 2 | 0 | 0 | 1.000 | Potvin        | 3  | 1 | 0 | 2 | .667  |
| Fasth       | 2  | 2 | 0 | 0 | 1.000 | Price         | 1  | 1 | 0 | 0 | 1.000 |
| Fernandez   | 4  | 0 | 1 | 3 | .375  | Prusek        | 1  | 1 | 0 | 0 | 1.000 |
| Fitzpatrick | 1  | 0 | 0 | 1 | .500  | Quick         | 3  | 1 | 2 | 0 | .333  |
| Fleury      | 2  | 1 | 1 | 0 | .500  | Rask          | 1  | 0 | 1 | 0 | .000  |
| Fuhr        | 1  | 1 | 0 | 0 | 1.000 | Richter       | 1  | 0 | 0 | 1 | .500  |
| Garon       | 3  | 1 | 2 | 0 | .333  | Roloson       | 2  | 0 | 1 | 1 | .250  |
| Gerber      | 3  | 3 | 0 | 0 | 1.000 | Roy           | 5  | 1 | 0 | 4 | .600  |
| Giguere     | 9  | 4 | 5 | 0 | .444  | Salo          | 5  | 1 | 2 | 2 | .400  |
| Greiss      | 1  | 1 | 0 | 0 | 1.000 | Sanford       | 3  | 2 | 1 | 0 | .667  |
| Gustavsson  | 1  | 0 | 1 | 0 | .000  | Schaefer      | 1  | 1 | 0 | 0 | 1.000 |
| Hackett     | 1  | 0 | 0 | 1 | .500  | Schneider     | 1  | 0 | 1 | 0 | .000  |
| Halak       | 7  | 4 | 3 | 0 | .571  | Schwab        | 1  | 0 | 1 | 0 | .000  |
| Harding     | 1  | 0 | 1 | 0 | .000  | Shtalenkov    | 1  | 0 | 0 | 1 | .500  |
| Hasek       | 4  | 2 | 1 | 1 | .625  | Skudra        | 1  | 1 | 0 | 0 | 1.000 |
| Hebert      | 2  | 0 | 0 | 2 | .500  | Mike Smith    | 1  | 0 | 1 | 0 | .000  |
| Hedberg     | 3  | 1 | 1 | 1 | .500  | Snow          | 1  | 1 | 0 | 0 | 1.000 |
| Hnilička    | 1  | 0 | 0 | 1 | .500  | Storr         | 2  | 1 | 1 | 0 | .500  |
| Hodson      | 1  | 0 | 0 | 1 | .500  | Svedberg      | 1  | 1 | 0 | 0 | 1.000 |
| Holmquist   | 1  | 1 | 0 | 0 | 1.000 | Theodore      | 2  | 2 | 0 | 0 | 1.000 |
| Howard      | 3  | 2 | 1 | 0 | .667  | Thibault      | 3  | 0 | 2 | 1 | .167  |
| Huet        | 2  | 0 | 2 | 0 | .000  | Thomas        | 2  | 2 | 0 | 0 | 1.000 |
| Irbe        | 1  | 0 | 0 | 1 | .500  | Toivonen      | 2  | 1 | 1 | 0 | .500  |
| B. Johnson  | 3  | 1 | 1 | 1 | .500  | Toskala       | 1  | 1 | 0 | 0 | 1.000 |
| Joseph      | 2  | 0 | 0 | 2 | .500  | Turco         | 3  | 0 | 2 | 1 | .167  |
| Khabibulin  | 4  | 1 | 2 | 1 | .375  | Turek         | 4  | 1 | 1 | 2 | .500  |
| Kiprusoff   | 5  | 2 | 2 | 1 | .500  | Vanbiesbrouck | 1  | 0 | 0 | 1 | .500  |
| Kuemper     | 1  | 1 | 0 | 0 | 1.000 | Varlamov      | 3  | 3 | 0 | 0 | 1.000 |
| Labarbera   | 1  | 1 | 0 | 0 | 1.000 | C. Ward       | 1  | 0 | 1 | 0 | .000  |
| Lalime      | 2  | 1 | 1 | 0 | .500  | Weekes        | 1  | 0 | 1 | 0 | .000  |

# TEAM HISTORY & RECORDS

## OVERTIME HISTORY

### OPPONENT OVERTIME SCORING

|              | G | A | PTS |
|--------------|---|---|-----|
| S. Fedorov   | 1 | 2 | 3   |
| C. Pronger   | 1 | 2 | 3   |
| Marleau      | 2 | 0 | 2   |
| Shanahan     | 2 | 0 | 2   |
| A. Aucoin    | 1 | 1 | 2   |
| Bertuzzi     | 1 | 1 | 2   |
| Desharnais   | 1 | 1 | 2   |
| B. Morrison  | 1 | 1 | 2   |
| Selanne      | 1 | 1 | 2   |
| D. Keith     | 0 | 2 | 2   |
| Ovechkin     | 0 | 2 | 2   |
| Rafalski     | 0 | 2 | 2   |
| M. Savard    | 0 | 2 | 2   |
| Spacek       | 0 | 2 | 2   |
| J. Thornton  | 0 | 2 | 2   |
| Tverdovsky   | 0 | 2 | 2   |
| I. White     | 0 | 2 | 2   |
| Zanon        | 0 | 2 | 2   |
| Zetterberg   | 0 | 2 | 2   |
| Albelin      | 1 | 0 | 1   |
| Barrie       | 1 | 0 | 1   |
| Bogosian     | 1 | 0 | 1   |
| Rene Bourque | 1 | 0 | 1   |
| Briere       | 1 | 0 | 1   |
| V. Bure      | 1 | 0 | 1   |
| Cleary       | 1 | 0 | 1   |
| Cross        | 1 | 0 | 1   |
| Crowley      | 1 | 0 | 1   |
| Eastwood     | 1 | 0 | 1   |
| Ebbett       | 1 | 0 | 1   |
| Erhoff       | 1 | 0 | 1   |
| Elias        | 1 | 0 | 1   |
| Foote        | 1 | 0 | 1   |
| P. Forsberg  | 1 | 0 | 1   |
| Franzen      | 1 | 0 | 1   |
| Gaborik      | 1 | 0 | 1   |
| R. Hamilton  | 1 | 0 | 1   |
| Hossa        | 1 | 0 | 1   |
| Hull         | 1 | 0 | 1   |
| F. Kaberle   | 1 | 0 | 1   |
| Vy. Kozlov   | 1 | 0 | 1   |
| L. Krajicek  | 1 | 0 | 1   |
| Laich        | 1 | 0 | 1   |
| Letang       | 1 | 0 | 1   |
| Marchand     | 1 | 0 | 1   |
| McCauley     | 1 | 0 | 1   |
| Messier      | 1 | 0 | 1   |
| Z. Michalek  | 1 | 0 | 1   |
| Kip Miller   | 1 | 0 | 1   |
| Modry        | 1 | 0 | 1   |
| Niederreiter | 1 | 0 | 1   |
| Pacioretty   | 1 | 0 | 1   |
| Papineau     | 1 | 0 | 1   |
| Prospal      | 1 | 0 | 1   |
| Setoguchi    | 1 | 0 | 1   |
| Souray       | 1 | 0 | 1   |
| Stalberg     | 1 | 0 | 1   |
| Stumpel      | 1 | 0 | 1   |
| S. Thomas    | 1 | 0 | 1   |
| Tkachuk      | 1 | 0 | 1   |
| Warrener     | 1 | 0 | 1   |
| Wisniewski   | 1 | 0 | 1   |
| Woolley      | 1 | 0 | 1   |
| Wright       | 1 | 0 | 1   |
| Amonte       | 0 | 1 | 1   |
| Backstrom    | 0 | 1 | 1   |
| Bates        | 0 | 1 | 1   |
| Bednar       | 0 | 1 | 1   |

|                | G | A | PTS |
|----------------|---|---|-----|
| P. Bergeron    | 0 | 1 | 1   |
| R. Blake       | 0 | 1 | 1   |
| Ray Bourque    | 0 | 1 | 1   |
| D. Boyle       | 0 | 1 | 1   |
| Brodzkiak      | 0 | 1 | 1   |
| Bullis         | 0 | 1 | 1   |
| Burmistrov     | 0 | 1 | 1   |
| Chelios        | 0 | 1 | 1   |
| Chubarov       | 0 | 1 | 1   |
| Cooke          | 0 | 1 | 1   |
| Crosby         | 0 | 1 | 1   |
| Cullen         | 0 | 1 | 1   |
| Datsyuk        | 0 | 1 | 1   |
| Demitra        | 0 | 1 | 1   |
| Doan           | 0 | 1 | 1   |
| Domenicelli    | 0 | 1 | 1   |
| Dvorak         | 0 | 1 | 1   |
| Eager          | 0 | 1 | 1   |
| Getzlaf        | 0 | 1 | 1   |
| Gomez          | 0 | 1 | 1   |
| D. Hamilton    | 0 | 1 | 1   |
| Hejduk         | 0 | 1 | 1   |
| Huskins        | 0 | 1 | 1   |
| Jagr           | 0 | 1 | 1   |
| K. Johnson     | 0 | 1 | 1   |
| P. Kane        | 0 | 1 | 1   |
| Kennedy        | 0 | 1 | 1   |
| Kesler         | 0 | 1 | 1   |
| S. Koivu       | 0 | 1 | 1   |
| M. Koivu       | 0 | 1 | 1   |
| Viktor Kozlov  | 0 | 1 | 1   |
| Latendresse    | 0 | 1 | 1   |
| Letowski       | 0 | 1 | 1   |
| Lidstrom       | 0 | 1 | 1   |
| Lukowich       | 0 | 1 | 1   |
| A. MacInnis    | 0 | 1 | 1   |
| Marchant       | 0 | 1 | 1   |
| Matvichuk      | 0 | 1 | 1   |
| McDonald       | 0 | 1 | 1   |
| D. Morris      | 0 | 1 | 1   |
| Nagy           | 0 | 1 | 1   |
| Nickulas       | 0 | 1 | 1   |
| R. Neidermayer | 0 | 1 | 1   |
| Oshie          | 0 | 1 | 1   |
| Palffy         | 0 | 1 | 1   |
| Parenteau      | 0 | 1 | 1   |
| Patrick        | 0 | 1 | 1   |
| B. Richards    | 0 | 1 | 1   |
| Salei          | 0 | 1 | 1   |
| Salvador       | 0 | 1 | 1   |
| Satan          | 0 | 1 | 1   |
| Seabrook       | 0 | 1 | 1   |
| Semin          | 0 | 1 | 1   |
| Sharp          | 0 | 1 | 1   |
| Spurgeon       | 0 | 1 | 1   |
| Sopel          | 0 | 1 | 1   |
| Stoll          | 0 | 1 | 1   |
| B. Stuart      | 0 | 1 | 1   |
| Subban         | 0 | 1 | 1   |
| Suchy          | 0 | 1 | 1   |
| R. Suter       | 0 | 1 | 1   |
| Tanguay        | 0 | 1 | 1   |
| Toews          | 0 | 1 | 1   |
| Vermette       | 0 | 1 | 1   |
| Visnovsky      | 0 | 1 | 1   |
| Vrbata         | 0 | 1 | 1   |
| S. Yelle       | 0 | 1 | 1   |
| M. York        | 0 | 1 | 1   |
| Yzerman        | 0 | 1 | 1   |

### NASHVILLE OVERTIME SCORING

|              | G | A | PTS |
|--------------|---|---|-----|
| Legwand      | 9 | 9 | 18  |
| Weber        | 6 | 5 | 11  |
| Suter        | 2 | 6 | 8   |
| Timonen      | 1 | 6 | 7   |
| Sullivan     | 3 | 3 | 6   |
| Walker       | 3 | 3 | 6   |
| Zidlicky     | 1 | 5 | 6   |
| Delmore      | 3 | 2 | 5   |
| Erat         | 2 | 3 | 5   |
| Johnson      | 2 | 3 | 5   |
| Wilson       | 2 | 3 | 5   |
| Hartnell     | 2 | 2 | 4   |
| Ronning      | 2 | 2 | 4   |
| Arnott       | 1 | 3 | 4   |
| Dumont       | 1 | 3 | 4   |
| Arkipov      | 2 | 1 | 3   |
| Bouillon     | 1 | 2 | 3   |
| Eaton        | 1 | 2 | 3   |
| Hanhuis      | 1 | 2 | 3   |
| Kariya       | 1 | 2 | 3   |
| J. York      | 1 | 2 | 3   |
| Bonk         | 0 | 3 | 3   |
| Orszagh      | 0 | 3 | 3   |
| Peverley     | 1 | 1 | 2   |
| Radulov      | 1 | 1 | 2   |
| Ellis        | 0 | 2 | 2   |
| S. Kostitsyn | 0 | 2 | 2   |
| Murray       | 0 | 2 | 2   |
| Skarstins    | 0 | 2 | 2   |
| Ward         | 0 | 2 | 2   |
| Yachmenev    | 0 | 2 | 2   |
| Berenzweig   | 1 | 0 | 1   |
| Bordeleau    | 1 | 0 | 1   |
| P. Forsberg  | 1 | 0 | 1   |
| Franson      | 1 | 0 | 1   |
| Hulse        | 1 | 0 | 1   |
| Hutchinson   | 1 | 0 | 1   |
| Jones        | 1 | 0 | 1   |
| Josi         | 1 | 0 | 1   |
| Koistinen    | 1 | 0 | 1   |
| Krivokrasov  | 1 | 0 | 1   |
| Robitaille   | 1 | 0 | 1   |
| Smith        | 1 | 0 | 1   |
| Classen      | 0 | 1 | 1   |
| de Vries     | 0 | 1 | 1   |
| Fitzgerald   | 0 | 1 | 1   |
| Goc          | 0 | 1 | 1   |
| Hlavac       | 0 | 1 | 1   |
| Houlder      | 0 | 1 | 1   |
| Millar       | 0 | 1 | 1   |
| Peltonen     | 0 | 1 | 1   |
| Rinne        | 0 | 1 | 1   |
| Zanon        | 0 | 1 | 1   |

# TEAM HISTORY & RECORDS

## OVERTIME HISTORY

### OVERTIME DECISIONS

| Date       | Result                        | Goal Scorer/Time  | Goaltenders       |
|------------|-------------------------------|-------------------|-------------------|
| 1/14/99    | Nashville 1 at DETROIT 2      | Vy. Kozlov, 2:54  | Vokoun/Osgood     |
| 1/30/99    | NASHVILLE 3 at New Jersey 2   | Bordeleau, 2:43   | Dunham/Brodeur    |
| 2/13/99    | PITTSBURGH 3 at Nashville 2   | K. Miller, 3:39   | Vokoun/Skudra     |
| 11/3/99    | Nashville 4 at CALGARY 5      | Albelin, 4:56     | Dunham/Fuhr       |
| 11/22/99   | Nashville 2 at ST. LOUIS 3    | Eastwood, 2:39    | Dunham/Turek      |
| 12/6/99    | NASHVILLE 4 at Atlanta 3      | Robitaille, 2:26  | Dunham/Maracle    |
| 1/13/00    | VANCOUVER 4 at Nashville 3    | Messier, 3:29     | Dunham/Snow       |
| 1/21/00    | Nashville 4 at CALGARY 5      | V. Bure, 3:06     | Dunham/Brathwaite |
| 1/24/00    | NASHVILLE 3 at Edmonton 2     | Krivokrasov, 1:19 | Dunham/Salo       |
| 2/10/00    | BUFFALO 2 at Nashville 1      | Woolley, 4:08     | Vokoun/Hasek      |
| 3/4/00     | Nashville 2 at LOS ANGELES 3  | Stumpel, 0:28     | Dunham/Storr      |
| 3/14/00    | Nashville 2 at DETROIT 3      | Shanahan, 4:10    | Vokoun/Osgood     |
| 3/17/00    | NASHVILLE 4 at Phoenix 3      | Johnson, 3:56     | Vokoun/Burke      |
| 3/19/00    | NASHVILLE 2 at Los Angeles 1  | Ronning, 0:51     | Dunham/Storr      |
| 10/19/00   | NASHVILLE 2 at Detroit 1      | Ronning, 1:51     | Dunham/Legace     |
| 10/25/00   | Nashville 1 at COLORADO 2     | Forsberg, 3:58    | Dunham/Roy        |
| * 12/23/00 | NASHVILLE 3 at NY Rangers 2   | Legwand, 3:17     | Dunham/McLean     |
| 1/17/01    | Nashville 3 at DALLAS 4       | Hull, 1:41        | Vokoun/Belfour    |
| 1/19/01    | Boston 0 at NASHVILLE 1       | Hulse, 2:24       | Dunham/Dafoe      |
| 3/11/01    | Nashville 0 at ANAHEIM 1      | Crowley, 3:40     | Dunham/Giguere    |
| 3/22/01    | NASHVILLE 2 at Chicago 1      | Eaton, 1:54       | Vokoun/Thibault   |
| 3/29/01    | Phoenix 3 at NASHVILLE 4      | Legwand, 0:36     | Vokoun/Burke      |
| 10/25/01   | NASHVILLE 5 at Calgary 4      | Delmore, 3:20     | Dunham/Turek      |
| 12/29/01   | Detroit 2 at NASHVILLE 3      | Berenzweig, 2:20  | Dunham/Hasek      |
| 1/17/02    | Toronto 2 at NASHVILLE 3      | Johnson, 0:47     | Dunham/Schwab     |
| 1/24/02    | NASHVILLE 3 at Philadelphia 2 | Arhipov, 1:16     | Dunham/Cechmanek  |
| 2/9/02     | NASHVILLE 1 at Columbus 0     | Arhipov, 2:45     | Vokoun/Denis      |
| 10/15/02   | Nashville 3 at NY ISLANDERS 4 | Aucoin, 1:50      | Vokoun/Osgood     |
| 10/18/02   | Nashville 2 at NEW JERSEY 3   | Elias, 1:16       | Dunham/Brodeur    |
| 11/2/02    | Nashville 5 at LOS ANGELES 6  | Modry, 1:45       | Dunham/Potvin     |
| 11/3/02    | Nashville 1 at PHOENIX 2      | Briere, 4:20      | Vokoun/Boucher    |
| 12/23/02   | NASHVILLE 3 at Florida 2      | Legwand, 0:48     | Vokoun/Luongo     |
| 1/7/03     | St. Louis 1 at NASHVILLE 2    | Delmore, 4:44     | Vokoun/Johnson    |
| 1/11/03    | Phoenix 3 at NASHVILLE 4      | Walker, 0:37      | Vokoun/Pelletier  |
| 1/18/03    | NASHVILLE 3 at Edmonton 2     | Delmore, 3:35     | Vokoun/Markkanen  |
| 3/1/03     | Chicago 4 at NASHVILLE 5      | Walker, 2:49      | Vokoun/Thibault   |
| 3/4/03     | Nashville 1 at ST. LOUIS 2    | Papineau, 1:45    | Vokoun/Sanford    |
| 3/23/03    | Nashville 2 at EDMONTON 3     | Cross, 2:12       | Vokoun/Salo       |
| 4/1/03     | ANAHEIM 2 at Nashville 1      | Thomas, 4:07      | Vokoun/Giguere    |
| 11/21/03   | NASHVILLE 4 at Anaheim 3      | Hartnell, 1:31    | Vokoun/Giguere    |
| 12/3/03    | NASHVILLE 2 at Carolina 1     | Hartnell, 3:30    | Vokoun/Weekes     |
| 12/16/03   | VANCOUVER 2 at Nashville 1    | Morrison, 1:19    | Vokoun/Cloutier   |
| 12/18/03   | Nashville 4 at MONTREAL 5     | Souray, 0:35      | Vokoun/Garon      |
| 1/8/04     | Colorado 3 at NASHVILLE 4     | York, 1:12        | Mason/Aebischer   |
| 1/31/04    | San Jose 2 at NASHVILLE 3     | Zidlicky, 4:44    | Vokoun/Nabokov    |
| 2/20/04    | NASHVILLE 3 at Anaheim 2      | Walker, 3:34      | Vokoun/Giguere    |
| 2/28/04    | NY Rangers 1 at NASHVILLE 2   | Hutchinson, 3:50  | Vokoun/Markkanen  |
| 3/14/04    | Nashville 2 at DETROIT 3      | Shanahan, 0:40    | Vokoun/Joseph     |
| 3/27/04    | COLUMBUS 3 at Nashville 2     | Wright, 2:03      | Vokoun/Denis      |
| 4/4/04     | NASHVILLE 2 at Colorado 1     | Legwand, 0:32     | Mason/Salo        |
| 10/26/05   | Nashville 2 at COLUMBUS 3     | Footo, 0:35       | Vokoun/Prusek     |
| 11/2/05    | Nashville 2 at SAN JOSE 3     | McCauley, 1:44    | Mason/Schaefer    |
| * 1/13/06  | Nashville 4 at CAROLINA 5     | Kaberle, 2:31     | Vokoun/Gerber     |
| 1/24/06    | NASHVILLE 2 at Detroit 1      | Kariya, 0:35      | Vokoun/Legace     |
| 2/2/06     | Colorado 3 at NASHVILLE 4     | Sullivan, 2:09    | Vokoun/Aebischer  |
| 3/5/06     | Nashville 2 at EDMONTON 3     | Pronger, 4:17     | Vokoun/Conklin    |
| 3/9/06     | NASHVILLE 3 at Vancouver 2    | Legwand, 0:06     | Vokoun/Auld       |
| 3/11/06    | Nashville 2 at SAN JOSE 3     | Ehrhoff, 2:56     | Vokoun/Toskala    |

Continued on next page

# TEAM HISTORY & RECORDS

## OVERTIME HISTORY

### OVERTIME DECISIONS (Continued)

| Date     | Result                       | Goal Scorer/Time   | Goaltenders       |
|----------|------------------------------|--------------------|-------------------|
| 10/21/06 | VANCOUVER 4 at Nashville 3   | Krajicek, 2:32     | Vokoun/Luongo     |
| 12/2/06  | CHICAGO 4 at Nashville 3     | Hamilton, 0:59     | Mason/Khabibulin  |
| 12/17/06 | NASHVILLE 2 at St. Louis 1   | Timonen, 3:11      | Mason/Legace      |
| 1/9/07   | Anaheim 4 at NASHVILLE 5     | Sullivan, 3:12     | Vokoun/Bryzgalov  |
| 2/24/07  | Detroit 3 at NASHVILLE 4     | Forsberg, 2:11     | Vokoun/Osgood     |
| 3/22/07  | Nashville 2 at CALGARY 3     | Warrener, 1:27     | Mason/Kiprusoff   |
| 11/15/07 | Chicago 4 at NASHVILLE 5     | Erat, 0:19         | Mason/Khabibulin  |
| 1/24/08  | Nashville 3 at PHOENIX 4     | Michalek, 4:31     | Mason/Bryzgalov   |
| 2/2/08   | Phoenix 2 at NASHVILLE 3     | Radulov, 4:10      | Ellis/Bryzgalov   |
| 2/7/08   | TAMPA BAY 2 at Nashville 1   | Prospal, 0:58      | Ellis/Holmqvist   |
| 2/16/08  | St. Louis 1 at NASHVILLE 2   | Weber, 0:40        | Ellis/Legace      |
| 2/17/08  | Nashville 4 at MINNESOTA 5   | Gaborik, 4:55      | Mason/Backstrom   |
| 3/7/08   | NASHVILLE 2 at Calgary 1     | Dumont, 2:13       | Ellis/Kiprusoff   |
| 3/30/08  | Nashville 0 at DETROIT 1     | Franzen, 3:21      | Ellis/Hasek       |
| 4/1/08   | NASHVILLE 4 at St. Louis 3   | Peeverley, 1:43    | Mason/Toivonen    |
| 11/11/08 | NASHVILLE 4 at San Jose 3    | Koistinen, 2:28    | Ellis/Boucher     |
| 11/14/08 | NASHVILLE 4 at Anaheim 3     | Hamhuis, 2:17      | Ellis/Giguere     |
| 11/28/08 | NASHVILLE 4 at Atlanta 3     | Suter, 1:44        | Rinne/Hedberg     |
| 2/19/09  | ST. LOUIS 2 at Nashville 1   | Tkachuk, 2:52      | Rinne/Mason       |
| 2/21/09  | NASHVILLE 1 at St. Louis 0   | Weber, 2:36        | Rinne/Mason       |
| 3/3/09   | Edmonton 5 at NASHVILLE 6    | Arnott, 2:31       | Rinne/Roloson     |
| 3/10/09  | WASHINGTON 2 at Nashville 1  | Fedorov, 2:20      | Ellis/Theodore    |
| 3/18/09  | Nashville 3 at ANAHEIM 4     | Selanne, 0:34      | Rinne/Giguere     |
| 3/28/09  | Los Angeles 3 at NASHVILLE 4 | Sullivan, 3:41     | Rinne/Quick       |
| 10/22/09 | NASHVILLE 6 at Ottawa 5      | Weber, 2:11        | Rinne/Leclaire    |
| 11/25/09 | NASHVILLE 4 at Colorado 3    | Legwand, 3:07      | Rinne/Anderson    |
| 12/2/09  | Nashville 4 at MINNESOTA 5   | Ebbett, 1:26       | Rinne/Backstrom   |
| 12/12/09 | DETROIT 3 at Nashville 2     | Bertuzzi, 0:24     | Rinne/Osgood      |
| 12/31/09 | NASHVILLE 2 at Columbus 1    | Legwand, 0:28      | Ellis/Garon       |
| 3/20/10  | Columbus 0 at NASHVILLE 1    | Franson, 1:54      | Rinne/Mason       |
| 3/29/10  | NASHVILLE 3 at Florida 2     | Bouillon, 1:00     | Ellis/Clemmensen  |
| 4/3/10   | NASHVILLE 4 at Detroit 3     | Suter, 0:16        | Rinne/Howard      |
| 10/16/10 | WASHINGTON 3 at Nashville 2  | Laich, 1:44        | Lindback/Neuvirth |
| 10/19/10 | CALGARY 1 at Nashville 0     | Bourque, 2:10      | Rinne/Kiprusoff   |
| 10/21/10 | PITTSBURGH 4 at Nashville 3  | Letang, 3:49       | Rinne/Fleury      |
| 12/6/10  | Nashville 2 at ATLANTA 3     | Bogosian, 2:11     | Lindback/Pavelec  |
| 2/15/11  | SAN JOSE 2 at Nashville 1    | Marleau, 3:53      | Rinne/Niemi       |
| 3/8/11   | Nashville 2 at SAN JOSE 3    | Marleau, 3:24      | Rinne/Niemi       |
| 3/17/11  | Boston 3 at NASHVILLE 4      | Weber, 3:37        | Rinne/Rask        |
| 3/20/11  | NASHVILLE 4 at Buffalo 3     | Erat, 0:27         | Lindback/Miller   |
| 4/2/11   | DETROIT 4 at Nashville 3     | Cleary, 2:58       | Rinne/Howard      |
| 10/31/11 | Nashville 4 at CHICAGO 5     | Stalberg, 2:18     | Rinne/Crawford    |
| 11/5/11  | NASHVILLE 4 at San Jose 3    | Legwand, 2:53      | Rinne/Niemi       |
| 11/12/11 | MONTREAL 2 at Nashville 1    | Pacioretty, 2:31   | Rinne/Budaj       |
| 11/19/11 | COLUMBUS 4 at Nashville 3    | Wisniewski, 2:43   | Rinne/Sanford     |
| 12/8/11  | NASHVILLE 4 at Columbus 3    | Wilson, 1:45       | Rinne/Sanford     |
| 1/12/12  | Colorado 2 at NASHVILLE 3    | Legwand, 0:34      | Rinne/Giguere     |
| 2/9/13   | Nashville 1 at MINNESOTA 2   | Setoguchi, 4:21    | Mason/Backstrom   |
| 2/12/13  | San Jose 0 at NASHVILLE 1    | Wilson, 2:08       | Rinne/Niemi       |
| 2/19/13  | Detroit 3 at NASHVILLE 4     | Weber, 0:44        | Rinne/Gustavsson  |
| 2/25/13  | Dallas 4 at NASHVILLE 5      | Josi, 0:28         | Rinne/Niistorp    |
| 3/30/13  | Nashville 0 at COLORADO 1    | Barrie, 0:50       | Rinne/Varlamov    |
| 4/19/13  | Nashville 4 at CHICAGO 5     | Hossa, 0:52        | Rinne/Crawford    |
| 10/24/13 | Winnipeg 2 at NASHVILLE 3    | Smith, 4:43        | Hutton/Pavelec    |
| 12/21/13 | MONTREAL 4 at Nashville 3    | Desharnais, 1:43   | Hutton/Price      |
| 1/2/14   | Nashville 2 at BOSTON 3      | Marchand, 0:54     | Mazanec/Svedberg  |
| 1/31/14  | New Jersey 2 at NASHVILLE 3  | Weber, 1:29        | Hutton/Kuemper    |
| 2/6/14   | Nashville 2 at MINNESOTA 3   | Niederreiter, 2:16 | Hutton/Kuemper    |
| 3/10/14  | NASHVILLE 4 at Ottawa 3      | Jones, 3:49        | Rinne/Lehner      |

### SCORELESS TIES

| Date    | Result                       | Goaltenders     |
|---------|------------------------------|-----------------|
| 3/21/01 | Nashville 0 at Minnesota 0   | Dunham/McLennan |
| 1/13/04 | Los Angeles 0 at Nashville 0 | Mason/Cechmanek |

\* denotes game ended in overtime with a converted penalty shot

# TEAM HISTORY & RECORDS

## ALL-TIME SHOOTOUTS

### Nashville Goaltenders

| Goalie             | Goals     | Attempts   | %             | W-L          |
|--------------------|-----------|------------|---------------|--------------|
| Hutton             | 5         | 19         | 73.68%        | 1-1          |
| Dubnyk             | 2         | 4          | 50.00%        | 0-1          |
| Lindback           | 0         | 3          | 100.00%       | 1-0          |
| Mazanec            | 5         | 10         | 50.00%        | 0-3          |
| Rinne              | 51        | 175        | 70.86%        | 23-23        |
| Mason              | 11        | 38         | 71.05%        | 7-5          |
| Ellis              | 12        | 30         | 60.00%        | 5-6          |
| Vokoun             | 15        | 37         | 59.46%        | 6-6          |
| <b>TEAM TOTALS</b> | <b>94</b> | <b>293</b> | <b>67.92%</b> | <b>45-45</b> |

### Nashville Shooters

| Player             | Goals     | Attempts   | %             | GDG       |
|--------------------|-----------|------------|---------------|-----------|
| Santorelli         | 3         | 3          | 100.00%       | 1         |
| Sillinger          | 1         | 1          | 100.00%       | 0         |
| Koistinen          | 3         | 4          | 75.00%        | 1         |
| Kariya             | 12        | 18         | 66.67%        | 3         |
| Arnott             | 2         | 3          | 66.67%        | 1         |
| Bonk               | 2         | 4          | 50.00%        | 0         |
| A. Kostitsyn       | 1         | 2          | 50.00%        | 1         |
| O'Reilly           | 5         | 11         | 45.45%        | 2         |
| Josi               | 3         | 7          | 42.86%        | 1         |
| Peverley           | 2         | 5          | 40.00%        | 1         |
| Jarnkrok           | 1         | 3          | 33.33%        | 0         |
| Radulov            | 5         | 15         | 33.33%        | 4         |
| Fiddler            | 2         | 6          | 33.33%        | 0         |
| Ellis              | 2         | 6          | 33.33%        | 0         |
| Sullivan           | 9         | 28         | 32.14%        | 6         |
| Erat               | 15        | 47         | 31.91%        | 11        |
| C. Smith           | 6         | 19         | 31.58%        | 2         |
| Legwand            | 10        | 32         | 31.25%        | 4         |
| Goc                | 3         | 11         | 27.27%        | 2         |
| Franson            | 1         | 4          | 25.00%        | 1         |
| S. Kostitsyn       | 1         | 5          | 20.00%        | 1         |
| Dumont             | 2         | 11         | 18.18%        | 1         |
| Bourque            | 1         | 6          | 16.67%        | 0         |
| Zidicky            | 1         | 6          | 16.67%        | 0         |
| Cullen             | 1         | 6          | 16.67%        | 0         |
| Wilson             | 1         | 7          | 14.29%        | 1         |
| Bouillon           | 0         | 1          | 0.00%         | 0         |
| Boyd               | 0         | 1          | 0.00%         | 0         |
| Ekhholm            | 0         | 1          | 0.00%         | 0         |
| F. Forsberg        | 0         | 1          | 0.00%         | 0         |
| P. Forsberg        | 0         | 1          | 0.00%         | 0         |
| Jones              | 0         | 1          | 0.00%         | 0         |
| Timonen            | 0         | 1          | 0.00%         | 0         |
| Vasicek            | 0         | 1          | 0.00%         | 0         |
| Ward               | 0         | 1          | 0.00%         | 0         |
| Weber              | 0         | 1          | 0.00%         | 0         |
| Yip                | 0         | 1          | 0.00%         | 0         |
| Beck               | 0         | 2          | 0.00%         | 0         |
| Gamache            | 0         | 2          | 0.00%         | 0         |
| Halischuk          | 0         | 2          | 0.00%         | 0         |
| Hendricks          | 0         | 2          | 0.00%         | 0         |
| Hornqvist          | 0         | 5          | 0.00%         | 0         |
| Fisher             | 0         | 7          | 0.00%         | 0         |
| <b>TEAM TOTALS</b> | <b>95</b> | <b>301</b> | <b>31.56%</b> | <b>44</b> |

| Nashville vs.: | W         | L         | PCT.        |
|----------------|-----------|-----------|-------------|
| Anaheim        | 1         | 4         | .200        |
| Arizona        | 3         | 2         | .600        |
| Boston         | 1         | 1         | .500        |
| Calgary        | 0         | 2         | .000        |
| Carolina       | 1         | 0         | 1.000       |
| Chicago        | 5         | 3         | .625        |
| Winnipeg       | 0         | 1         | .000        |
| Columbus       | 6         | 3         | .667        |
| Dallas         | 1         | 1         | .500        |
| Detroit        | 2         | 3         | .400        |
| Edmonton       | 1         | 1         | .500        |
| Florida        | 1         | 1         | .500        |
| Los Angeles    | 1         | 2         | .333        |
| Minnesota      | 2         | 2         | .500        |
| Montreal       | 1         | 1         | .500        |
| New Jersey     | 2         | 2         | .500        |
| NY Islanders   | 1         | 1         | .500        |
| NY Rangers     | 0         | 1         | .000        |
| Ottawa         | 1         | 0         | 1.000       |
| Philadelphia   | 3         | 1         | .750        |
| Pittsburgh     | 1         | 0         | 1.000       |
| St. Louis      | 8         | 6         | .571        |
| San Jose       | 2         | 2         | .500        |
| Vancouver      | 0         | 2         | .000        |
| Washington     | 1         | 2         | .333        |
| Winnipeg       | 0         | 1         | .000        |
| <b>TOTALS</b>  | <b>45</b> | <b>45</b> | <b>.500</b> |



# TEAM HISTORY & RECORDS

## THE PREDATORS VS. THE NHL

### Predators Top Scorers vs. Individual Opponent, All-Time

| Player        | Vs.       | GP | G  | A  | PTS | PIM |
|---------------|-----------|----|----|----|-----|-----|
| David Legwand | Chicago   | 70 | 21 | 40 | 61  | 32  |
| Martin Erat   | Columbus  | 57 | 16 | 37 | 53  | 34  |
| David Legwand | Columbus  | 62 | 21 | 27 | 48  | 56  |
| David Legwand | Detroit   | 69 | 15 | 26 | 41  | 28  |
| Martin Erat   | Chicago   | 53 | 14 | 22 | 36  | 36  |
| David Legwand | Edmonton  | 49 | 15 | 20 | 35  | 22  |
| David Legwand | St. Louis | 73 | 12 | 23 | 35  | 40  |
| Shea Weber    | Columbus  | 42 | 10 | 24 | 34  | 35  |
| Martin Erat   | Detroit   | 57 | 15 | 18 | 33  | 44  |
| David Legwand | Calgary   | 47 | 11 | 19 | 30  | 22  |
| Kimmo Timonen | Chicago   | 44 | 8  | 22 | 30  | 24  |

### Predators Games Played vs. Individual Opponents, All-Time

| Player        | Vs.       | GP |
|---------------|-----------|----|
| David Legwand | St. Louis | 73 |
| David Legwand | Chicago   | 70 |
| David Legwand | Detroit   | 69 |
| David Legwand | Columbus  | 62 |
| Martin Erat   | Detroit   | 57 |
| Martin Erat   | Columbus  | 57 |

### Predators Penalty Minutes vs. Individual Opponents, All-Time

| Player         | Vs.       | GP | PIM |
|----------------|-----------|----|-----|
| Jordin Tootoo  | Columbus  | 42 | 100 |
| Jordin Tootoo  | St. Louis | 38 | 93  |
| Dan Hamhuis    | Chicago   | 41 | 68  |
| Scott Hartnell | Calgary   | 20 | 67  |
| Patrick Cote   | Chicago   | 9  | 61  |

### Predators Goals-Against Average Leaders vs. Individual Opponent, All-Time (min. 200 minutes)

| Goalie       | Vs.          | GP | GAA  |
|--------------|--------------|----|------|
| Pekka Rinne  | Montreal     | 5  | 1.19 |
| Chris Mason  | Los Angeles  | 8  | 1.40 |
| Dan Ellis    | Columbus     | 7  | 1.47 |
| Pekka Rinne  | NY Islanders | 4  | 1.47 |
| Mike Dunham  | Florida      | 5  | 1.60 |
| Tomas Vokoun | Buffalo      | 5  | 1.75 |

### Predators Win Leaders vs. Individual Opponent, All-Time

| Goalie       | Vs.       | Wins |
|--------------|-----------|------|
| Tomas Vokoun | Columbus  | 18   |
| Pekka Rinne  | Columbus  | 15   |
| Chris Mason  | St. Louis | 13   |
| Pekka Rinne  | St. Louis | 13   |
| Pekka Rinne  | Chicago   | 13   |
| Tomas Vokoun | San Jose  | 13   |

### Predators Goal Leaders vs. Individual Opponent, All-Time

| Player        | Vs.      | GP | G  |
|---------------|----------|----|----|
| David Legwand | Columbus | 62 | 21 |
| David Legwand | Chicago  | 70 | 21 |
| Martin Erat   | Columbus | 57 | 16 |
| Martin Erat   | Detroit  | 57 | 15 |
| David Legwand | Detroit  | 69 | 15 |

### Predators Assist Leaders vs. Individual Opponent, All-Time

| Player        | Vs.      | GP | A  |
|---------------|----------|----|----|
| David Legwand | Chicago  | 70 | 40 |
| Martin Erat   | Columbus | 57 | 37 |
| David Legwand | Columbus | 62 | 27 |
| David Legwand | Detroit  | 69 | 26 |
| Shea Weber    | Columbus | 43 | 24 |

### Most Points vs. Individual Opponent, Single Season

| Player         | Vs.      | Season  | GP | G | A  | PTS |
|----------------|----------|---------|----|---|----|-----|
| David Legwand  | Chicago  | 2006-07 | 8  | 6 | 7  | 13  |
| Paul Kariya    | Chicago  | 2006-07 | 8  | 3 | 10 | 13  |
| Paul Kariya    | Columbus | 2005-06 | 8  | 3 | 10 | 13  |
| Marek Zidlicky | Columbus | 2005-06 | 6  | 4 | 7  | 11  |
| Scott Hartnell | Chicago  | 2005-06 | 8  | 3 | 8  | 11  |

### Predators Goal Leaders vs. Individual Opponent, Single Season

| Player             | Vs.       | Season  | GP | G |
|--------------------|-----------|---------|----|---|
| Jason Arnott       | Calgary   | 2006-07 | 4  | 6 |
| Sergei Krivokrasov | Vancouver | 1998-99 | 4  | 6 |
| David Legwand      | Chicago   | 2006-07 | 8  | 6 |
| Yanic Perreault    | Chicago   | 2005-06 | 8  | 6 |
| Five tied with     |           |         |    | 5 |

### Predators Assist Leaders vs. Individual Opponent, Single Season

| Player         | Vs.      | Season  | GP | A  |
|----------------|----------|---------|----|----|
| Paul Kariya    | Chicago  | 2006-07 | 8  | 10 |
| Paul Kariya    | Columbus | 2005-06 | 8  | 10 |
| Ryan Suter     | Columbus | 2011-12 | 5  | 9  |
| David Legwand  | Chicago  | 2011-12 | 6  | 8  |
| Shea Weber     | Columbus | 2011-12 | 6  | 8  |
| Scott Hartnell | Chicago  | 2005-06 | 8  | 8  |

### Most Penalty Minutes vs. Individual Opponent, Single Season

| Player           | Vs.         | Season  | GP | PIM |
|------------------|-------------|---------|----|-----|
| Patrick Cote     | Chicago     | 1998-99 | 6  | 49  |
| Darcy Hordichuk  | Los Angeles | 2005-06 | 4  | 39  |
| Denny Lambert    | Chicago     | 1998-99 | 5  | 37  |
| Jeremy Stevenson | Chicago     | 2005-06 | 1  | 35  |
| Denny Lambert    | Detroit     | 1998-99 | 6  | 35  |





# TEAM HISTORY & RECORDS

## THE NHL VS. THE PREDATORS

### Top All-Time Scorers vs. Nashville

| Player            | Team(s)        | GP | G  | A  | PTS | PIM |
|-------------------|----------------|----|----|----|-----|-----|
| Pavel Datsyuk     | Detroit        | 63 | 21 | 48 | 69  | 14  |
| Nicklas Lidstrom  | Detroit        | 79 | 17 | 42 | 59  | 32  |
| Jarome Iginla     | Calgary-Boston | 52 | 33 | 25 | 58  | 17  |
| Teemu Selanne     | ANA-S.J-COL    | 51 | 24 | 29 | 53  | 10  |
| Joe Thornton      | BOS-S.J        | 42 | 9  | 42 | 51  | 35  |
| Patrick Marleau   | San Jose       | 56 | 20 | 30 | 50  | 12  |
| Henrik Zetterberg | Detroit        | 58 | 17 | 32 | 49  | 20  |
| Henrik Sedin      | Vancouver      | 47 | 8  | 36 | 44  | 54  |
| Ryan Smyth        | EDM-COL-L.A.   | 52 | 18 | 23 | 41  | 38  |
| Keith Tkachuk     | PHX-STL        | 51 | 17 | 24 | 41  | 82  |

### Goal Leaders vs. Nashville, All-Time

| Player           | Team(s)        | GP | G  |
|------------------|----------------|----|----|
| Jarome Iginla    | Calgary-Boston | 52 | 33 |
| Teemu Selanne    | ANA-S.J-COL    | 51 | 24 |
| Brendan Shanahan | DET-NYR-N.J    | 42 | 23 |
| Rick Nash        | Columbus       | 53 | 21 |
| Pavel Datsyuk    | Detroit        | 63 | 21 |
| Pavel Datsyuk    | Detroit        | 61 | 20 |

### Games Played Leaders vs. Nashville, All-Time

| Player           | Team(s)              | GP |
|------------------|----------------------|----|
| Nicklas Lidstrom | Detroit              | 79 |
| Tomas Holmstrom  | Detroit              | 69 |
| Kris Draper      | Detroit              | 66 |
| Pavel Datsyuk    | Detroit              | 63 |
| Jamal Mayers     | STL-CGY-TOR-S.J.-CHI | 60 |

### Assist Leaders vs. Nashville, All-Time

| Player           | Team(s)   | GP | A  |
|------------------|-----------|----|----|
| Pavel Datsyuk    | Detroit   | 61 | 48 |
| Nicklas Lidstrom | Detroit   | 79 | 42 |
| Joe Thornton     | BOS-S.J   | 39 | 41 |
| Henrik Sedin     | Vancouver | 45 | 34 |
| Patrick Marleau  | San Jose  | 53 | 29 |

### Penalty Minute Leaders vs. Nashville, All-Time

| Player           | Team(s)                 | GP | PIM |
|------------------|-------------------------|----|-----|
| Jody Shelley     | CBJ-S.J                 | 34 | 116 |
| Barret Jackman   | St. Louis               | 58 | 103 |
| Sean Avery       | DET-LA-DAL-NYR          | 20 | 86  |
| Keith Tkachuk    | PHX-STL                 | 51 | 82  |
| Todd Simpson     | CGY-FLA-PHX-ANA-OTT-CHI | 21 | 81  |
| Brendan Shanahan | DET-NYR-N.J             | 42 | 81  |

### All-Time Goals-Against Average vs. Nashville (min. 200 minutes)

| Goalie             | Team(s)     | GP | GAA  |
|--------------------|-------------|----|------|
| John Vanbiesbrouck | PHI-NYI     | 4  | 0.73 |
| Roman Cechmanek    | PHI-LA      | 6  | 1.10 |
| Viktor Fasth       | ANA-EDM     | 5  | 1.45 |
| Byron Dafeo        | Boston      | 6  | 1.48 |
| Robert Esche       | PHX-PHI     | 4  | 1.51 |
| Roman Turek        | DAL-STL-CGY | 18 | 1.54 |

### All-Time Win Leaders vs. Nashville

| Goalie             | Team(s)         | Wins |
|--------------------|-----------------|------|
| Chris Osgood       | DET-NYI-STL     | 19   |
| J.S. Giguere       | CGY-ANA-TOR-COL | 16   |
| Miikka Kiprusoff   | Calgary         | 16   |
| Roberto Luongo     | NYI-FLA-VAN     | 16   |
| Evgeni Nabokov     | San Jose        | 14   |
| Nikolai Khabibulin | PHX-T.B-CHI-EDM | 14   |

### Assist Leaders vs. Nashville, Single Season

| Player            | Team(s)   | Season | GP | A  |
|-------------------|-----------|--------|----|----|
| Pavel Datsyuk     | Detroit   | 63     | 48 | 11 |
| Joe Thornton      | BOS-S.J   | 42     | 42 | 8  |
| Nicklas Lidstrom  | Detroit   | 79     | 42 | 8  |
| Henrik Sedin      | Vancouver | 47     | 36 | 8  |
| Henrik Zetterberg | Detroit   | 58     | 32 | 8  |
| Nine tied with    |           |        |    | 7  |

### Penalty Minute Leaders vs. Nashville, Single Season

| Player          | Team(s)   | Season  | GP | PIM |
|-----------------|-----------|---------|----|-----|
| Krzysztof Oliwa | Calgary   | 2003-04 | 4  | 54  |
| Todd Simpson    | Chicago   | 2005-06 | 3  | 44  |
| Kirk Maltby     | Detroit   | 2003-04 | 6  | 38  |
| Kevin Bieksa    | Vancouver | 2007-08 | 3  | 34  |
| Steve Yzerman   | Detroit   | 2003-04 | 6  | 34  |
| Matthew Barnaby | BUF-PIT   | 1998-99 | 3  | 33  |
| Sylvain Blouin  | Minnesota | 2000-01 | 3  | 33  |

### Most Points vs. Nashville, Single Season

| Player         | Team(s)   | Season  | GP | G | A  | PTS |
|----------------|-----------|---------|----|---|----|-----|
| Pavel Datsyuk  | Detroit   | 2006-07 | 8  | 2 | 11 | 13  |
| Alexei Zhamnov | Chicago   | 1998-99 | 6  | 4 | 7  | 11  |
| Martin Havlat  | Chicago   | 2006-07 | 6  | 5 | 5  | 10  |
| Jonathan Toews | Chicago   | 2007-08 | 8  | 5 | 5  | 10  |
| Steve Yzerman  | Detroit   | 1999-00 | 6  | 4 | 6  | 10  |
| Peter Forsberg | Colorado  | 2002-03 | 4  | 2 | 8  | 10  |
| Chris Pronger  | St. Louis | 1999-00 | 6  | 2 | 8  | 10  |
| Patrick Kane   | Chicago   | 2007-08 | 8  | 2 | 8  | 10  |

### Goal Leaders vs. Nashville, Single Season

| Player          | Team(s)   | Season  | GP | G |
|-----------------|-----------|---------|----|---|
| Geoff Sanderson | Columbus  | 2000-01 | 4  | 6 |
| Tony Amonte     | Chicago   | 1998-99 | 6  | 6 |
| Rick Nash       | Columbus  | 2008-09 | 6  | 6 |
| Brad Boyes      | St. Louis | 2007-08 | 8  | 6 |
| Johan Franzen   | Detroit   | 2007-08 | 8  | 6 |
| Robert Lang     | Chicago   | 2007-08 | 8  | 6 |
| Patrick Sharp   | Chicago   | 2007-08 | 8  | 6 |
| Ten tied with   |           |         |    | 5 |



# TEAM HISTORY & RECORDS

## ALL-TIME DRAFT HISTORY

### 2014 NHL Entry Draft: June 27-28, 2014 in Philadelphia, Pa.

| RD | OVR | NAME              | POS | CLUB                          |
|----|-----|-------------------|-----|-------------------------------|
| 1  | 11  | Kevin Fiala       | C   | HV-71 Jr. (Sweden-Jr.)        |
| 2  | 42  | Vladislav Kamenev | LW  | Magnitogorsk Jr. (Russia-Jr.) |
| 3  | 51  | Jack Dougherty    | D   | U.S. NTDP U-18                |
| 3  | 62  | Justin Kirkland   | LW  | Kelowna (WHL)                 |
| 4  | 112 | Viktor Arvidsson  | RW  | Skelleftea (SHL)              |
| 5  | 132 | Joonas Lyytinen   | D   | Kalpa (Finland)               |
| 6  | 162 | Aaron Irving      | D   | Edmonton (WHL)                |

### 2013 NHL Entry Draft: June 30, 2013 in Newark, N.J.

| RD | OVR | NAME                  | POS | CLUB                  |
|----|-----|-----------------------|-----|-----------------------|
| 1  | 4   | Seth Jones            | D   | Portland (WHL)        |
| 3  | 64  | Jonathan-Ismael Diaby | D   | Victoriaville (QMJHL) |
| 4  | 95  | Felix Girard          | C   | Baie-Comeau (OMJHL)   |
| 4  | 99  | Juuse Saros           | G   | HPK (Finland-Jr.)     |
| 5  | 125 | Saku Maenalanen       | RW  | Karpat (Finland-Jr.)  |
| 5  | 140 | Teemu Kivihame        | D   | Burnsville (HS-Minn.) |
| 6  | 155 | Emil Pettersson       | C   | Timra (Sweden-2)      |
| 6  | 171 | Tommy Veilleux        | LW  | Victoriaville (QMJHL) |
| 7  | 185 | Wade Murphy           | RW  | Penticton (BCHL)      |
| 7  | 203 | Janne Juvonen         | G   | Lahti (Finland-Jr.)   |

### 2012 NHL Entry Draft: June 22-23, 2012 in Pittsburgh, Pa.

| RD | OVR | NAME            | POS | CLUB                           |
|----|-----|-----------------|-----|--------------------------------|
| 2  | 37  | Pontus Aberg    | LW  | Djurgarden (Sweden)            |
| 2  | 50  | Colton Sissons  | C   | Kelowna (WHL)                  |
| 3  | 66  | Jimmy Vesey     | LW  | South Shore (EJHL)             |
| 3  | 89  | Brendan Leipsic | LW  | Portland (WHL)                 |
| 4  | 112 | Zachary Stepan  | C   | Shattuck St. Mary's (HS-Minn.) |
| 4  | 118 | Mikko Vainonen  | D   | HIFK Jr. (Finland-Jr.)         |
| 6  | 164 | Simon Fernholm  | D   | Huddinge Jr. (Sweden-Jr.)      |
| 6  | 172 | Max Gortz       | RW  | Farjestad Jr. (Sweden-Jr.)     |
| 6  | 179 | Marek Mazanec   | G   | Plzen (Czech)                  |

### 2011 NHL Entry Draft: June 24-25, 2011 in St. Paul, Minn.

| RD | OVR | NAME            | POS | CLUB                       |
|----|-----|-----------------|-----|----------------------------|
| 2  | 38  | Magnus Hellberg | G   | Aimtuna IS (Sweden-2)      |
| 2  | 52  | Miikka Salomaki | LW  | Karpat (Finland)           |
| 4  | 94  | Josh Shalla     | LW  | Saginaw (OHL)              |
| 4  | 112 | Garrett Noonan  | D   | Boston University (H-East) |
| 5  | 142 | Simon Karlsson  | D   | Malmö Jr. (Sweden-Jr.)     |
| 6  | 170 | Chase Balisy    | C   | Western Michigan (CCHA)    |
| 7  | 202 | Brent Andrews   | LW  | Halifax (OMJHL)            |

### 2010 NHL Entry Draft: June 25-26, 2010 in Los Angeles, Calif.

| RD | OVR | NAME            | POS | CLUB                 |
|----|-----|-----------------|-----|----------------------|
| 1  | 18  | Austin Watson   | C   | Peterborough (OHL)   |
| 3  | 78  | Taylor Aronson  | D   | Portland (WHL)       |
| 5  | 126 | Patrick Cehlin  | RW  | Djurgarden (Sweden)  |
| 6  | 168 | Anthony Bitetto | D   | Indiana (USHL)       |
| 7  | 194 | David Elsner    | LW  | Landshut (Germany-2) |
| 7  | 198 | Joonas Rask     | C   | Iives (Finland)      |

### 2009 NHL Entry Draft: June 26-27, 2009 in Montreal, Que.

| RD | OVR | NAME                    | POS | CLUB                     |
|----|-----|-------------------------|-----|--------------------------|
| 1  | 11  | Ryan Ellis              | D   | Windsor (OHL)            |
| 2  | 41  | Zach Budish             | RW  | Edina H.S. (USHS-Minn.)  |
| 2  | 42  | Charles-Olivier Roussel | D   | Shawinigan (QMJHL)       |
| 3  | 70  | Taylor Beck             | LW  | Guelph (OHL)             |
| 3  | 72  | Michael Latta           | C   | Guelph (OHL)             |
| 4  | 98  | Craig Smith             | C   | Waterloo (USHL)          |
| 4  | 102 | Mattias Ekholm          | D   | Mora Jr. (Sweden-Jr.)    |
| 4  | 110 | Nick Oliver             | C   | Roseau H.S. (USHS-Minn.) |
| 5  | 132 | Gabriel Bourque         | LW  | Baie-Comeau (OMJHL)      |
| 7  | 192 | Cameron Reid            | C   | Westside (BCHL)          |

### 2008 NHL Entry Draft: June 20-21, 2008 in Ottawa, Ont.

| RD | OVR | NAME            | POS | CLUB                    |
|----|-----|-----------------|-----|-------------------------|
| 1  | 7   | Colin Wilson    | C   | Boston Univ. (H-East)   |
| 1  | 18  | Chet Pickard    | G   | Tri-City (WHL)          |
| 2  | 38  | Roman Josi      | D   | Bern (Switzerland)      |
| 5  | 136 | Taylor Steffen  | LW  | Langley (BCHL)          |
| 6  | 166 | Jeffrey Foss    | D   | R.P.I. (ECAC)           |
| 7  | 201 | Jani Laajunen   | C   | Espoo Jr. (Finland-Jr.) |
| 7  | 207 | Anders Lindback | G   | Brynäs (Sweden)         |

### 2007 NHL Entry Draft: June 22-23, 2007 in Columbus, Ohio

| RD | OVR | NAME             | POS | CLUB                    |
|----|-----|------------------|-----|-------------------------|
| 1  | 23  | Jonathon Blum    | D   | Vancouver (WHL)         |
| 2  | 54  | Jeremy Smith     | G   | Plymouth (OHL)          |
| 2  | 58  | Nick Spaling     | C   | Kitchener (OHL)         |
| 3  | 81  | Ryan Thang       | LW  | Notre Dame (CCHA)       |
| 4  | 114 | Ben Ryan         | C   | Des Moines (USHL)       |
| 4  | 119 | Mark Santorelli  | C   | Chilliwack (WHL)        |
| 5  | 144 | Andreas Thresson | RW  | Malmö (Sweden)          |
| 6  | 174 | Robert Dietrich  | D   | Dusseldorf (Germany)    |
| 7  | 204 | Atte Engren      | G   | Lukko Jr. (Finland-Jr.) |

### 2006 NHL Entry Draft: June 24, 2006 in Vancouver, B.C.

| RD | OVR | NAME            | POS | CLUB                      |
|----|-----|-----------------|-----|---------------------------|
| 2  | 56  | Blake Geoffrion | LW  | U.S. NTDP U-18            |
| 4  | 105 | Niko Snellman   | LW  | Iives Jr. (Finland-Jr.)   |
| 5  | 146 | Mark Bekanich   | G   | Colgate (ECAC)            |
| 6  | 176 | Ryan Flynn      | RW  | U.S. NTDP U-18            |
| 7  | 206 | Viktor Sjodin   | RW  | Vasteras Jr. (Sweden-Jr.) |

### 2005 NHL Entry Draft: July 30, 2005 in Ottawa, Ont.

| RD | OVR | NAME             | POS | CLUB                   |
|----|-----|------------------|-----|------------------------|
| 1  | 18  | Ryan Parent      | D   | Guelph (OHL)           |
| 3  | 78  | Teemu Laakso     | D   | HIFK Jr. (Finland-Jr.) |
| 3  | 79  | Cody Franson     | D   | Vancouver (WHL)        |
| 5  | 150 | Cal O'Reilly     | C   | Windsor (OHL)          |
| 6  | 176 | Ryan Maki        | RW  | Harvard (ECAC)         |
| 7  | 213 | Scott Todd       | D   | Windsor (OHL)          |
| 7  | 230 | Patric Hornqvist | LW  | Vasby (Sweden-3)       |

### 2004 NHL Entry Draft: June 26-27, 2004 in Raleigh, N.C.

| RD | OVR | NAME               | POS | CLUB                  |
|----|-----|--------------------|-----|-----------------------|
| 1  | 15  | Alexander Radulov  | RW  | Tver (Russia-2)       |
| 3  | 81  | Vaclav Meidl       | C   | Plymouth (OHL)        |
| 4  | 107 | Nick Fugere        | LW  | Gatineau (OMJHL)      |
| 5  | 139 | Kyle Moir          | G   | Swift Current (WHL)   |
| 5  | 147 | Janne Niskala      | D   | Lukko (Finland)       |
| 6  | 178 | Michael Santorelli | C   | Vernon (BCHL)         |
| 6  | 193 | Kevin Schaeffer    | D   | Boston Univ. (H-East) |
| 7  | 209 | Stanislav Balan    | C   | Zlín Jr. (Czech-Jr.)  |
| 8  | 243 | Denis Kulyash      | D   | CSKA Moscow (Russia)  |
| 8  | 258 | Pekka Rinne        | G   | Karpat (Finland)      |
| 9  | 275 | Craig Switzer      | D   | Salmon Arm (BCHL)     |

### 2003 NHL Entry Draft: June 21-22, 2003 in Nashville, Tenn.

| RD | OVR | NAME                 | POS | CLUB                     |
|----|-----|----------------------|-----|--------------------------|
| 1  | 7   | Ryan Suter           | D   | U.S. NTDP U-18           |
| 2  | 35  | Konstantin Glazachev | LW  | Yaroslavl (Russia)       |
| 2  | 37  | Kevin Klein          | D   | Tor. St. Michael's (OHL) |
| 2  | 49  | Shea Weber           | D   | Kelowna (WHL)            |
| 3  | 76  | Richard Stehlik      | D   | Sherbrooke (OMJHL)       |
| 3  | 89  | Paul Brown           | RW  | Kamloops (WHL)           |
| 3  | 92  | Alexander Sulzer     | D   | Hamburg (Germany)        |
| 3  | 98  | Grigory Shafigulin   | C   | Yaroslavl (Russia)       |
| 4  | 117 | Teemu Lassila        | G   | TPS Turku (Finland)      |
| 4  | 133 | Rustam Sidikov       | G   | CSKA Moscow (Russia-2)   |
| 7  | 210 | Andrei Mukhachev     | D   | CSKA Moscow (Russia)     |
| 7  | 213 | Miroslav Hanuljak    | G   | Litvinov Jr. (Czech-Jr.) |
| 9  | 268 | Lauris Darzins       | C   | Lukko Jr. (Finland-Jr.)  |

# TEAM HISTORY & RECORDS

## ALL-TIME DRAFT HISTORY

### 2002 NHL Entry Draft: June 22-23, 2002 in Toronto, Ont.

| RD | OVR | NAME            | POS | CLUB                |
|----|-----|-----------------|-----|---------------------|
| 1  | 6   | Scottie Upshall | RW  | Kamloops (WHL)      |
| 4  | 102 | Brandon Segal   | RW  | Calgary (WHL)       |
| 5  | 138 | Patrick Jarrett | C   | Owen Sound (OHL)    |
| 6  | 172 | Mike McKenna    | G   | St. Lawrence (ECAC) |
| 7  | 203 | Josh Morrow     | D   | Tri-City (WHL)      |
| 8  | 235 | Kaleb Betts     | C   | Chilliwack (BCJHL)  |
| 9  | 264 | Matt Davis      | G   | Moncton (QMJHL)     |
| 9  | 266 | Steven Spencer  | D   | Swift Current (WHL) |

### 2001 NHL Entry Draft: June 23-24, 2001 in Sunrise, Fla.

| RD | OVR | NAME               | POS | CLUB                     |
|----|-----|--------------------|-----|--------------------------|
| 1  | 12  | Dan Hamhuis        | D   | Prince George (WHL)      |
| 2  | 33  | Timofei Shishkanov | LW  | Spartak (Russia-2)       |
| 2  | 42  | Tomas Slovák       | D   | Kosice (Slovakia)        |
| 3  | 75  | Denis Platonov     | RW  | Saratov (Russia-2)       |
| 3  | 76  | Oliver Setzinger   | C   | Ilves (Finland)          |
| 4  | 98  | Jordin Tootoo      | RW  | Brandon (WHL)            |
| 6  | 178 | Anton Lavrentiev   | D   | Ak Bars Kazan (Russia-2) |
| 8  | 240 | Gustav Gräsberg    | C   | Mora Jr. (Sweden-Jr.)    |
| 9  | 271 | Mikko Lehtonen     | D   | Karpat (Finland)         |

### 2000 NHL Entry Draft: June 24-25, 2000 in Calgary, Alta.

| RD | OVR | NAME            | POS | CLUB                         |
|----|-----|-----------------|-----|------------------------------|
| 1  | 6   | Scott Hartnell  | RW  | Prince Albert (WHL)          |
| 2  | 36  | Daniel Widning  | RW  | Leksand IF (Sweden-Jr.)      |
| 3  | 72  | Mattias Nilsson | D   | MoDo (Sweden-Jr.)            |
| 3  | 89  | Libor Pivko     | LW  | Havirov (Czech)              |
| 5  | 131 | Matt Hendricks  | C   | Blaine H.S. (HS-Minn.)       |
| 5  | 137 | Mike Stuart     | D   | Colorado College (WCHA)      |
| 5  | 154 | Matt Koalska    | C   | Twin Cities (USHL)           |
| 6  | 173 | Tomas Harant    | D   | Zilina Jr. (Slovak-Jr.)      |
| 6  | 197 | Zbynek Irgl     | LW  | HC Vitkovice (Czech)         |
| 7  | 203 | Jure Penko      | G   | Green Bay (USHL)             |
| 8  | 236 | Mats Christeen  | D   | Sodertälje (Sweden-Jr.)      |
| 9  | 284 | Martin Hohener  | D   | Kloten (Switzerland)         |
| 8  | 220 | Miroslav Durak  | D   | Slovan Bratislava (Slovakia) |
| 9  | 248 | Darren Haydar   | RW  | New Hampshire (H-East)       |

### 1999 NHL Entry Draft: June 26, 1999 in Boston, Mass.

| RD | OVR | NAME              | POS | CLUB                         |
|----|-----|-------------------|-----|------------------------------|
| 1  | 6   | Brian Finley      | G   | Barrie (OHL)                 |
| 2  | 33  | Jonas Andersson   | RW  | AIK Solna (Sweden-Jr.)       |
| 2  | 52  | Adam Hall         | RW  | Michigan State (CCHA)        |
| 2  | 54  | Andrew Hutchinson | D   | Michigan State (CCHA)        |
| 2  | 61  | Ed Hill           | D   | Barrie (OHL)                 |
| 2  | 65  | Jan Lasak         | G   | ZTK Zvolen (Slovak-Jr.)      |
| 3  | 72  | Brett Angel       | D   | North Bay (OHL)              |
| 4  | 121 | Yevgeny Pavlov    | C   | Lada Togliatti (Russia)      |
| 4  | 124 | Alexandre Krevsun | RW  | Samara (Russia)              |
| 5  | 131 | Konstantin Panov  | RW  | Kamloops (WHL)               |
| 6  | 162 | Timo Helbling     | D   | Davos (Switzerland)          |
| 7  | 191 | Martin Erat       | LW  | ZPS Zlín Jr. (Czech-Jr.)     |
| 7  | 205 | Kyle Kettles      | G   | Neeopawa (MJHL)              |
| 8  | 220 | Miroslav Durak    | D   | Slovan Bratislava (Slovakia) |
| 9  | 248 | Darren Haydar     | RW  | New Hampshire (H-East)       |

### 1998 NHL Entry Draft: June 27, 1998 in Buffalo, N.Y.

| RD | OVR | NAME              | POS | CLUB                   |
|----|-----|-------------------|-----|------------------------|
| 1  | 2   | David Legwand     | C   | Plymouth (OHL)         |
| 3  | 60  | Denis Arhipov     | LW  | Ak Bars Kazan (Russia) |
| 3  | 85  | Geoff Koch        | LW  | U. of Michigan (CCHA)  |
| 4  | 88  | Kent Sauer        | D   | North Iowa (USHL)      |
| 5  | 138 | Martin Beauchesne | D   | Sherbrooke (QMJHL)     |
| 6  | 147 | Craig Brunel      | RW  | Prince Albert (WHL)    |
| 8  | 202 | Martin Bartek     | LW  | Sherbrooke (QMJHL)     |
| 9  | 230 | Karlis Skrastins  | D   | TPS Turku (Finland)    |

### 1998 NHL Expansion Draft: June 26, 1998 in Buffalo, N.Y.

| NAME               | POS | CLUB                    |
|--------------------|-----|-------------------------|
| Mikhail Shtalenkov | G   | Mighty Ducks of Anaheim |
| Mike Sullivan      | C   | Boston Bruins           |
| Bob Boughner       | D   | Buffalo Sabres          |
| Joel Bouchard      | D   | Calgary Flames          |
| Jeff Daniels       | LW  | Carolina Hurricanes     |
| Greg Johnson       | C   | Chicago Blackhawks      |
| Uwe Krupp          | D   | Colorado Avalanche      |
| Patrick Cote       | LW  | Dallas Stars            |
| Doug Brown         | RW  | Detroit Red Wings       |
| Doug Friedman      | LW  | Edmonton Oilers         |
| Chris Armstrong    | D   | Florida Panthers        |
| Frederic Chabot    | G   | Los Angeles Kings       |
| Tomas Vokoun       | G   | Montreal Canadiens      |
| Mike Dunham        | G   | New Jersey Devils       |
| J.J. Daigneault    | D   | New York Islanders      |
| Mike Richter       | G   | New York Rangers        |
| Denny Lambert      | LW  | Ottawa Senators         |
| Craig Darby        | RW  | Philadelphia Flyers     |
| John Slaney        | D   | Phoenix Coyotes         |
| Tony Hrkac         | C   | Pittsburgh Penguins     |
| Blair Atcheynum    | RW  | St. Louis Blues         |
| Al Iafrate         | D   | San Jose Sharks         |
| Paul Brousseau     | RW  | Tampa Bay Lightning     |
| Rob Zetter         | D   | Toronto Maple Leafs     |
| Scott Walker       | RW  | Vancouver Canucks       |
| Andrew Brunette    | LW  | Washington Capitals     |

# TEAM HISTORY & RECORDS

## ALUMNI REGISTER

| Ramzi Abid |    | LW |   | #14 |     |
|------------|----|----|---|-----|-----|
| YEAR       | GP | G  | A | PTS | PIM |
| 2006-07    | 13 | 1  | 4 | 5   | 13  |

- Signed as a free agent on July 21, 2006.
- Became a free agent on July 1, 2007.

| Jamie Allison |           | D        |          | #23      |            |
|---------------|-----------|----------|----------|----------|------------|
| YEAR          | GP        | G        | A        | PTS      | PIM        |
| 2003-04       | 47        | 0        | 3        | 3        | 76         |
| 2005-06       | 20        | 0        | 1        | 1        | 45         |
| <b>TOTALS</b> | <b>67</b> | <b>0</b> | <b>4</b> | <b>4</b> | <b>121</b> |

- Signed as a free agent on September 10, 2003.
- Claimed on waivers by Florida on February 13, 2006.

| Jonas Andersson |    | RW |   | #28 |     |
|-----------------|----|----|---|-----|-----|
| YEAR            | GP | G  | A | PTS | PIM |
| 2001-02         | 5  | 0  | 0 | 0   | 2   |

- Selected by Nashville in the second round (33rd overall) of the 1999 Entry Draft.
- Traded to Vancouver along with Ryan Parent for Dan Gendur and Shane O'Brien on October 5, 2010.

| Niklas Andersson |    | LW |   | #36 |     |
|------------------|----|----|---|-----|-----|
| YEAR             | GP | G  | A | PTS | PIM |
| 1999-00          | 7  | 0  | 1 | 1   | 0   |

- Claimed on waivers from NY Islanders on January 20, 2000.
- Claimed on waivers by NY Islanders on February 19, 2000.

| Denis Arhipov |            | C         |           | #25        |           |
|---------------|------------|-----------|-----------|------------|-----------|
| YEAR          | GP         | G         | A         | PTS        | PIM       |
| 2000-01       | 40         | 6         | 7         | 13         | 4         |
| 2001-02       | 82         | 20        | 22        | 42         | 16        |
| 2002-03       | 79         | 11        | 24        | 35         | 32        |
| 2003-04       | 72         | 9         | 12        | 21         | 22        |
| <b>TOTALS</b> | <b>273</b> | <b>46</b> | <b>65</b> | <b>111</b> | <b>74</b> |

- Selected by Nashville in the third round (60th overall) of the 1998 NHL Entry Draft.
- Became a free agent on July 1, 2006.

| Jason Arnett  |            | C          |            | #19        |            |
|---------------|------------|------------|------------|------------|------------|
| YEAR          | GP         | G          | A          | PTS        | PIM        |
| 2006-07       | 68         | 27         | 27         | 54         | 48         |
| 2007-08       | 79         | 28         | 44         | 72         | 54         |
| 2008-09       | 65         | 33         | 24         | 57         | 49         |
| 2009-10       | 63         | 19         | 27         | 46         | 26         |
| <b>TOTALS</b> | <b>275</b> | <b>107</b> | <b>122</b> | <b>229</b> | <b>177</b> |

- Signed as a free agent on July 2, 2006.
- Traded to New Jersey for Matt Halischuk and a second-round selection in the 2011 Entry Draft (Magnus Hellberg) on June 19, 2010.

| Blair Atcheynum |    | RW |   | #23 |     |
|-----------------|----|----|---|-----|-----|
| YEAR            | GP | G  | A | PTS | PIM |
| 1998-99         | 53 | 8  | 6 | 14  | 16  |

- Claimed from St. Louis in the 1998 NHL Expansion Draft on June 26, 1998.
- Traded to St. Louis for a sixth-round selection in the 2000 NHL Entry Draft (Zbynek Irgl) on March 23, 1999.

| Daniel Bang |    | RW |   | #50 |     |
|-------------|----|----|---|-----|-----|
| YEAR        | GP | G  | A | PTS | PIM |
| 2012-13     | 8  | 0  | 2 | 2   | 0   |

- Signed as a free agent on June 1, 2012.
- Became a free agent on July 1, 2014.

| Kris Beech |    | C |   | #15, 56 |     |
|------------|----|---|---|---------|-----|
| YEAR       | GP | G | A | PTS     | PIM |
| 2005-06    | 5  | 1 | 2 | 3       | 0   |

- Acquired from Pittsburgh for a conditional NHL Entry Draft selection (traded to Florida; Florida selected Derrick Lapoint) on September 9, 2005.
- Traded to Washington along with a first-round selection in the 2006 NHL Entry Draft (Semyon Varlamov) for Brendan Witt on March 9, 2006.

| Steve Begin |    | LW |   | #28 |     |
|-------------|----|----|---|-----|-----|
| YEAR        | GP | G  | A | PTS | PIM |
| 2010-11     | 2  | 0  | 0 | 0   | 4   |

- Signed as a free agent on October 20, 2010.
- Became a free agent on July 1, 2011.

| Wade Belak    |           | RW       |          | #3       |            |
|---------------|-----------|----------|----------|----------|------------|
| YEAR          | GP        | G        | A        | PTS      | PIM        |
| 2008-09       | 38        | 0        | 2        | 2        | 54         |
| 2009-10       | 39        | 0        | 2        | 2        | 58         |
| 2010-11       | 15        | 0        | 0        | 0        | 18         |
| <b>TOTALS</b> | <b>92</b> | <b>0</b> | <b>4</b> | <b>4</b> | <b>130</b> |

- Acquired from Florida for Nick Tarnasky on November 28, 2008.
- Retired on April 9, 2011.

| Drake Berehowsky |            | D         |           | #15       |            |
|------------------|------------|-----------|-----------|-----------|------------|
| YEAR             | GP         | G         | A         | PTS       | PIM        |
| 1998-99          | 74         | 2         | 15        | 17        | 140        |
| 1999-00          | 79         | 12        | 20        | 32        | 87         |
| 2000-01          | 66         | 6         | 18        | 24        | 100        |
| <b>TOTALS</b>    | <b>219</b> | <b>20</b> | <b>53</b> | <b>73</b> | <b>327</b> |

- Acquired from Edmonton along with Greg de Vries and Eric Fichaud for Mikhail Shatalenkov and Jim Dowd on October 1, 1998.
- Traded to Vancouver for Atlanta's second-round selection in the 2001 NHL Entry Draft (Timofei Shishkanov) on March 9, 2001.

| Bubba Berenzweig |           | D        |          | #26       |           |
|------------------|-----------|----------|----------|-----------|-----------|
| YEAR             | GP        | G        | A        | PTS       | PIM       |
| 1999-00          | 2         | 0        | 0        | 0         | 0         |
| 2000-01          | 5         | 0        | 0        | 0         | 0         |
| 2001-02          | 26        | 3        | 7        | 10        | 14        |
| 2002-03          | 4         | 0        | 0        | 0         | 0         |
| <b>TOTALS</b>    | <b>37</b> | <b>3</b> | <b>7</b> | <b>10</b> | <b>14</b> |

- Acquired from NY Islanders for a fourth-round selection (Johan Halvardsson) in the 1999 NHL Entry Draft on April 19, 1999.
- Traded to Dallas along with a conditional selection in the 2004 NHL Entry Draft for Jon Sim on February 17, 2003.

| Niclas Bergfors |    | RW |   | #18 |     |
|-----------------|----|----|---|-----|-----|
| YEAR            | GP | G  | A | PTS | PIM |
| 2011-12         | 11 | 1  | 1 | 2   | 2   |

- Signed as a free-agent on July 3, 2011.
- Mutually terminated his contract on November 25, 2011.

| Jonathon Blum |           | D        |           | #7        |           |
|---------------|-----------|----------|-----------|-----------|-----------|
| YEAR          | GP        | G        | A         | PTS       | PIM       |
| 2010-11       | 23        | 3        | 5         | 8         | 8         |
| 2011-12       | 33        | 3        | 4         | 7         | 6         |
| 2012-13       | 35        | 1        | 6         | 7         | 6         |
| <b>TOTALS</b> | <b>91</b> | <b>7</b> | <b>15</b> | <b>22</b> | <b>20</b> |

- Selected by Nashville in the first round (23rd overall) in the 2007 Entry Draft.
- Became a free agent on July 1, 2013.

| Brandon Bochenski |    | RW |   | #24 |     |
|-------------------|----|----|---|-----|-----|
| YEAR              | GP | G  | A | PTS | PIM |
| 2007-08           | 8  | 1  | 2 | 3   | 0   |

- Acquired from Anaheim for future considerations on February 26, 2008.
- Became a free agent on July 1, 2008.

| Alexandre Boikov |           | D        |          | #38      |           |
|------------------|-----------|----------|----------|----------|-----------|
| YEAR             | GP        | G        | A        | PTS      | PIM       |
| 1999-00          | 2         | 0        | 0        | 0        | 2         |
| 2000-01          | 8         | 0        | 0        | 0        | 13        |
| <b>TOTALS</b>    | <b>10</b> | <b>0</b> | <b>0</b> | <b>0</b> | <b>15</b> |

- Signed as a free agent on July 26, 1999.
- Became a free agent on July 1, 2002.

| Brad Bombardir |    | D |   | #5  |     |
|----------------|----|---|---|-----|-----|
| YEAR           | GP | G | A | PTS | PIM |
| 2003-04        | 13 | 0 | 0 | 0   | 4   |

- Acquired from Minnesota along with Sergei Zholtok for Buffalo's third-round selection (Clayton Stoner) and a fourth-round selection (Patrick Bordeleau) in the 2004 NHL Entry Draft on March 5, 2004.
- Became a free agent on July 1, 2004.

| Radek Bonk    |            | C         |           | #14       |           |
|---------------|------------|-----------|-----------|-----------|-----------|
| YEAR          | GP         | G         | A         | PTS       | PIM       |
| 2007-08       | 79         | 14        | 15        | 29        | 40        |
| 2008-09       | 66         | 9         | 16        | 25        | 34        |
| <b>TOTALS</b> | <b>145</b> | <b>23</b> | <b>31</b> | <b>54</b> | <b>74</b> |

- Signed as a free agent on July 2, 2007.
- Became a free agent on July 1, 2009.

| Sebastien Bordeleau |            | C         |           | #71       |           |
|---------------------|------------|-----------|-----------|-----------|-----------|
| YEAR                | GP         | G         | A         | PTS       | PIM       |
| 1998-99             | 72         | 16        | 24        | 40        | 26        |
| 1999-00             | 60         | 10        | 13        | 23        | 30        |
| 2000-01             | 14         | 2         | 3         | 5         | 14        |
| <b>TOTALS</b>       | <b>146</b> | <b>28</b> | <b>40</b> | <b>68</b> | <b>70</b> |

- Acquired from Montreal for future considerations on June 26, 1998.
- Claimed on waivers by St. Louis on March 13, 2001.

# TEAM HISTORY & RECORDS

## ALUMNI REGISTER

| Joel Bouchard |            | D        |           | #42       |           |
|---------------|------------|----------|-----------|-----------|-----------|
| YEAR          | GP         | G        | A         | PTS       | PIM       |
| 1998-99       | 64         | 4        | 11        | 15        | 60        |
| 1998-99       | 52         | 1        | 4         | 5         | 23        |
| <b>TOTALS</b> | <b>116</b> | <b>5</b> | <b>15</b> | <b>20</b> | <b>83</b> |

- Claimed from Calgary in the 1998 Expansion Draft on June 26, 1998.
- Claimed on waivers by Dallas on March 14, 2000.

| Bob Boughner  |            | D        |           | #6        |            |
|---------------|------------|----------|-----------|-----------|------------|
| YEAR          | GP         | G        | A         | PTS       | PIM        |
| 1998-99       | 79         | 3        | 10        | 13        | 137        |
| 1999-00       | 62         | 2        | 4         | 6         | 97         |
| <b>TOTALS</b> | <b>141</b> | <b>5</b> | <b>14</b> | <b>19</b> | <b>234</b> |

- Claimed from Buffalo in the 1998 Expansion Draft on June 26, 1998.
- Traded to Pittsburgh for Pavel Skrbek on March 13, 2000.

| Francis Bouillon |            | D        |           | #51       |            |
|------------------|------------|----------|-----------|-----------|------------|
| YEAR             | GP         | G        | A         | PTS       | PIM        |
| 2002-03          | 4          | 0        | 0         | 0         | 2          |
| 2009-10          | 81         | 3        | 8         | 11        | 50         |
| 2010-11          | 44         | 1        | 9         | 10        | 27         |
| 2011-12          | 66         | 4        | 7         | 11        | 33         |
| <b>TOTALS</b>    | <b>195</b> | <b>8</b> | <b>24</b> | <b>32</b> | <b>112</b> |

- Claimed from Montreal in the 2002 NHL Waiver Draft on October 4, 2002.
- Claimed on waivers by Montreal on October 25, 2002.
- Signed as a free-agent on September 30, 2009.
- Became a free agent on July 1, 2012.

| Zach Boychuk |    | LW |   | #23 |     |
|--------------|----|----|---|-----|-----|
| YEAR         | GP | G  | A | PTS | PIM |
| 2012-13      | 5  | 1  | 1 | 2   | 4   |

- Claimed on waivers from Pittsburgh on March 5, 2013.
- Claimed on waivers by Carolina on March 21, 2013.

| Dustin Boyd |    | C |   | #14 |     |
|-------------|----|---|---|-----|-----|
| YEAR        | GP | G | A | PTS | PIM |
| 2009-10     | 18 | 3 | 2 | 5   | 4   |

- Acquired from Calgary for a fourth-round pick in the 2010 Entry Draft (Bill Arnold) on March 3, 2010.
- Traded to Montreal along with Dan Ellis for Sergei Kostitsyn on June 29, 2010.

| Rich Brennan |    | D |   | #14 |     |
|--------------|----|---|---|-----|-----|
| YEAR         | GP | G | A | PTS | PIM |
| 2001-02      | 4  | 0 | 0 | 0   | 2   |

- Signed as a free agent on August 8, 2001.
- Traded to Los Angeles for Brett Hauer on December 18, 2001.

| Sheldon Brookbank |    | D |   | #34 |     |
|-------------------|----|---|---|-----|-----|
| YEAR              | GP | G | A | PTS | PIM |
| 2006-07           | 3  | 0 | 1 | 1   | 12  |

- Signed as a free agent on August 4, 2005.
- Became a free agent on July 1, 2007.

| Wade Brookbank |    | D |   | #26 |     |
|----------------|----|---|---|-----|-----|
| YEAR           | GP | G | A | PTS | PIM |
| 2003-04        | 9  | 0 | 0 | 0   | 38  |

- Claimed from Ottawa in the 2003 NHL Waiver Draft on October 3, 2003.
- Traded to Vancouver for future considerations on December 17, 2003.

| Andrew Brunette |    | LW |    | #19 |     |
|-----------------|----|----|----|-----|-----|
| YEAR            | GP | G  | A  | PTS | PIM |
| 1998-99         | 77 | 11 | 20 | 31  | 26  |

- Claimed from Washington in the 1998 NHL Expansion Draft on June 26, 1998.
- Traded to Atlanta for a conditional selection in the 2000 NHL Entry Draft (Matt Hendricks) on June 21, 1999.

| Bobby Butler |    | RW |   | #19 |     |
|--------------|----|----|---|-----|-----|
| YEAR         | GP | G  | A | PTS | PIM |
| 2012-13      | 20 | 3  | 6 | 9   | 4   |

- Claimed on waivers from New Jersey on March 4, 2013.
- Traded to Florida for TJ Brennan on June 14, 2013.

| Marian Cisar  |           | RW        |           | #39       |           |
|---------------|-----------|-----------|-----------|-----------|-----------|
| YEAR          | GP        | G         | A         | PTS       | PIM       |
| 1999-00       | 3         | 0         | 0         | 0         | 4         |
| 2000-01       | 60        | 12        | 15        | 27        | 45        |
| 2001-02       | 10        | 1         | 2         | 3         | 8         |
| <b>TOTALS</b> | <b>73</b> | <b>13</b> | <b>17</b> | <b>30</b> | <b>57</b> |

- Acquired from Los Angeles for future considerations on June 1, 1998.
- Became a free agent on July 1, 2007.

| Greg Classen  |           | C        |           | #9        |           |
|---------------|-----------|----------|-----------|-----------|-----------|
| YEAR          | GP        | G        | A         | PTS       | PIM       |
| 2000-01       | 27        | 2        | 4         | 6         | 14        |
| 2001-02       | 55        | 5        | 6         | 11        | 30        |
| 2002-03       | 8         | 0        | 0         | 0         | 4         |
| <b>TOTALS</b> | <b>90</b> | <b>7</b> | <b>10</b> | <b>17</b> | <b>48</b> |

- Signed as a free agent on March 27, 2000.
- Became a free agent on July 1, 2004.
- Signed as a free agent on August 31, 2005.
- Became a free agent on July 15, 2006.

| Patrick Cote  |           | LW       |          | #17      |            |
|---------------|-----------|----------|----------|----------|------------|
| YEAR          | GP        | G        | A        | PTS      | PIM        |
| 1998-99       | 70        | 1        | 2        | 3        | 242        |
| 1999-00       | 21        | 0        | 0        | 0        | 70         |
| <b>TOTALS</b> | <b>91</b> | <b>1</b> | <b>2</b> | <b>3</b> | <b>312</b> |

- Claimed from Dallas in the 1998 NHL Expansion Draft on June 26, 1998.
- Traded to Edmonton for a fifth-round selection in the 2000 NHL Entry Draft (Matt Koalska) on June 12, 2000.

| Phil Crowe |    | RW |   | #26 |     |
|------------|----|----|---|-----|-----|
| YEAR       | GP | G  | A | PTS | PIM |
| 1999-00    | 4  | 0  | 0 | 0   | 10  |

- Acquired from Atlanta for future considerations on June 26, 1999.
- Became a free agent on July 1, 2000.

| J.J. Daigneault |    | D |   | #36 |     |
|-----------------|----|---|---|-----|-----|
| YEAR            | GP | G | A | PTS | PIM |
| 1998-99         | 35 | 2 | 2 | 4   | 38  |

- Claimed from NY Islanders in the 1998 NHL Expansion Draft on June 26, 1998.
- Traded to Phoenix for future considerations on January 13, 1999.

| Jeff Daniels |    | LW |   | #32 |     |
|--------------|----|----|---|-----|-----|
| YEAR         | GP | G  | A | PTS | PIM |
| 1998-99      | 9  | 1  | 3 | 4   | 2   |

- Claimed from Carolina in the 1998 NHL Expansion Draft on June 26, 1998.
- Became a free agent on July 1, 1999.

| Mathieu Darche |    | LW |   | #32 |     |
|----------------|----|----|---|-----|-----|
| YEAR           | GP | G  | A | PTS | PIM |
| 2003-04        | 2  | 0  | 0 | 0   | 0   |

- Signed as a free agent on September 10, 2003.
- Became a free agent on July 1, 2004.

| Andy Delmore  |            | D         |           | #5        |           |
|---------------|------------|-----------|-----------|-----------|-----------|
| YEAR          | GP         | G         | A         | PTS       | PIM       |
| 2001-02       | 73         | 16        | 22        | 38        | 22        |
| 2002-03       | 71         | 18        | 16        | 34        | 28        |
| <b>TOTALS</b> | <b>144</b> | <b>34</b> | <b>38</b> | <b>72</b> | <b>50</b> |

- Acquired from Philadelphia for a third-round selection in the 2002 NHL Entry Draft (traded to Phoenix; Phoenix selected Joe Callahan) on July 31, 2001.
- Traded to Buffalo for a third-round selection in the 2004 NHL Entry Draft (traded to Minnesota; Minnesota selected Clayton Stone) on June 27, 2003.

| Michael Del Zotto |    | D |   | #18, 5 |     |
|-------------------|----|---|---|--------|-----|
| YEAR              | GP | G | A | PTS    | PIM |
| 2013-14           | 25 | 1 | 4 | 5      | 8   |

- Acquired from NY Rangers for Kevin Klein on January 22, 2014.
- Became a free agent on July 1, 2014.

| J-P Dumont    |            | RW        |            | #71        |            |
|---------------|------------|-----------|------------|------------|------------|
| YEAR          | GP         | G         | A          | PTS        | PIM        |
| 2006-07       | 82         | 21        | 45         | 66         | 28         |
| 2007-08       | 80         | 29        | 43         | 72         | 34         |
| 2008-09       | 82         | 16        | 49         | 65         | 20         |
| 2009-10       | 74         | 17        | 28         | 45         | 20         |
| 2010-11       | 70         | 10        | 9          | 19         | 16         |
| <b>TOTALS</b> | <b>388</b> | <b>93</b> | <b>174</b> | <b>267</b> | <b>118</b> |

- Signed as a free agent on August 29, 2006.
- Bought out of his contract on June 30, 2011.

# TEAM HISTORY & RECORDS

## ALUMNI REGISTER

| Greg de Vries |            |          |           |           | #7         |
|---------------|------------|----------|-----------|-----------|------------|
| YEAR          | GP         | G        | A         | PTS       | PIM        |
| 1998-99       | 6          | 0        | 0         | 0         | 4          |
| 2007-08       | 77         | 4        | 11        | 15        | 71         |
| 2008-09       | 71         | 1        | 4         | 5         | 65         |
| <b>TOTALS</b> | <b>154</b> | <b>5</b> | <b>15</b> | <b>20</b> | <b>140</b> |

- Acquired from Edmonton along with Eric Fichaud and Drake Berehowsky for Mikhail Shtalenkov and Jim Dowd on October 1, 1998.
- Traded to Colorado for a third-round selection in the 1999 Entry Draft (traded to Colorado; Colorado selected Branko Radivojevic) on October 24, 1998.
- Signed as a free agent on July 2, 2007.
- Became a free agent on July 1, 2009.

| Steve Dubinsky |    |   |   |     | #14 |
|----------------|----|---|---|-----|-----|
| YEAR           | GP | G | A | PTS | PIM |
| 2001-02        | 26 | 5 | 2 | 7   | 10  |

- Acquired from Chicago for future considerations on February 6, 2002.
- Became a free agent on July 1, 2002.

| Mark Eaton    |            |           |           |           | #4         |
|---------------|------------|-----------|-----------|-----------|------------|
| YEAR          | GP         | G         | A         | PTS       | PIM        |
| 2000-01       | 34         | 3         | 8         | 11        | 14         |
| 2001-02       | 58         | 3         | 5         | 8         | 24         |
| 2002-03       | 50         | 2         | 7         | 9         | 22         |
| 2003-04       | 75         | 4         | 9         | 13        | 26         |
| 2005-06       | 69         | 3         | 1         | 4         | 44         |
| <b>TOTALS</b> | <b>286</b> | <b>15</b> | <b>30</b> | <b>45</b> | <b>130</b> |

- Acquired from Philadelphia for Detroit's third-round selection in the 2001 NHL Entry Draft (Patrick Sharp) on September 29, 2000.
- Became a free agent on July 1, 2006.

| Patrick Eaves |    |   |   |     | #17 |
|---------------|----|---|---|-----|-----|
| YEAR          | GP | G | A | PTS | PIM |
| 2013-14       | 5  | 0 | 0 | 0   | 0   |

- Acquired from Detroit along with Calle Jarnkrok and Detroit's second-round selection in the 2014 Entry Draft (traded to San Jose; San Jose selected Julius Bergman) for David Legwand on March 5, 2014.
- Became a free agent on July 1, 2014.

| Martin Erat   |            |            |            |            | #19, 10    |
|---------------|------------|------------|------------|------------|------------|
| YEAR          | GP         | G          | A          | PTS        | PIM        |
| 2001-02       | 80         | 9          | 24         | 33         | 32         |
| 2002-03       | 27         | 1          | 7          | 8          | 14         |
| 2003-04       | 76         | 16         | 33         | 49         | 38         |
| 2005-06       | 80         | 20         | 29         | 49         | 76         |
| 2006-07       | 68         | 16         | 41         | 57         | 50         |
| 2007-08       | 76         | 23         | 34         | 57         | 40         |
| 2008-09       | 71         | 17         | 33         | 50         | 48         |
| 2009-10       | 74         | 21         | 28         | 49         | 50         |
| 2010-11       | 64         | 17         | 33         | 50         | 22         |
| 2011-12       | 71         | 19         | 39         | 58         | 30         |
| 2012-13       | 36         | 4          | 17         | 21         | 26         |
| <b>TOTALS</b> | <b>723</b> | <b>163</b> | <b>318</b> | <b>481</b> | <b>426</b> |

- Selected by Nashville in the seventh round (91st overall) of the 1999 NHL Entry Draft.
- Traded to Washington along with Michael Latta for Filip Forsberg on April 3, 2013.

| Mike Farrell |    |   |   |     | #40 |
|--------------|----|---|---|-----|-----|
| YEAR         | GP | G | A | PTS | PIM |
| 2003-04      | 1  | 0 | 0 | 0   | 0   |

- Acquired from Washington for Alexander Riazantsev on July 14, 2003.
- Became a free agent on July 1, 2004.

| Vernon Fiddler |            |           |           |           | #38        |
|----------------|------------|-----------|-----------|-----------|------------|
| YEAR           | GP         | G         | A         | PTS       | PIM        |
| 2002-03        | 19         | 4         | 2         | 6         | 14         |
| 2003-04        | 17         | 0         | 0         | 0         | 23         |
| 2005-06        | 40         | 8         | 4         | 12        | 42         |
| 2006-07        | 72         | 11        | 15        | 26        | 40         |
| 2007-08        | 79         | 11        | 21        | 32        | 47         |
| 2008-09        | 78         | 11        | 6         | 17        | 24         |
| <b>TOTALS</b>  | <b>305</b> | <b>45</b> | <b>48</b> | <b>93</b> | <b>190</b> |

- Signed as a free agent on May 6, 2002.
- Became a free agent on July 1, 2009.

| Tom Fitzgerald |            |           |           |           | #21        |
|----------------|------------|-----------|-----------|-----------|------------|
| YEAR           | GP         | G         | A         | PTS       | PIM        |
| 1998-99        | 80         | 13        | 19        | 32        | 48         |
| 1999-00        | 82         | 13        | 9         | 22        | 66         |
| 2000-01        | 82         | 9         | 9         | 18        | 71         |
| 2001-02        | 63         | 7         | 9         | 16        | 33         |
| <b>TOTALS</b>  | <b>307</b> | <b>42</b> | <b>46</b> | <b>88</b> | <b>218</b> |

- Signed as a free agent on July 6, 1998.
- Traded to Chicago for a fourth-round selection in the 2003 NHL Entry Draft (traded to Anaheim; Anaheim selected Nathan Saunders) and future considerations on March 13, 2002.

| Rory Fitzpatrick |    |   |   |     | #49 |
|------------------|----|---|---|-----|-----|
| YEAR             | GP | G | A | PTS | PIM |
| 2000-01          | 2  | 0 | 0 | 0   | 2   |

- Acquired from St. Louis for Dan Kezmer on February 9, 2000.
- Traded to Edmonton for future considerations on January 12, 2001.

| Peter Forsberg |    |   |    |     | #21 |
|----------------|----|---|----|-----|-----|
| YEAR           | GP | G | A  | PTS | PIM |
| 2006-07        | 17 | 2 | 13 | 15  | 16  |

- Acquired from Philadelphia for Scottie Upshall, Ryan Parent and a first-round (traded to Nashville; Nashville selected Jonathon Blum) and third-round (traded to Washington; Washington selected Phil Desimone) selection in the 2007 NHL Entry Draft on February 15, 2007.
- Became a free agent on July 1, 2007.

| Cody Franson  |            |           |           |           | #4, 32    |
|---------------|------------|-----------|-----------|-----------|-----------|
| YEAR          | GP         | G         | A         | PTS       | PIM       |
| 2009-10       | 61         | 6         | 15        | 21        | 16        |
| 2010-11       | 80         | 8         | 21        | 29        | 30        |
| <b>TOTALS</b> | <b>141</b> | <b>14</b> | <b>36</b> | <b>50</b> | <b>46</b> |

- Selected by Nashville in the third round (79th overall) of the 2005 NHL Entry Draft.
- Traded to Toronto along with Matthew Lombardi for Brett Lebda, Robert Slaney and a 2013 fourth-round selection (traded to St. Louis; St. Louis selected Zachary Poehiro) on July 3, 2011.

| Doug Friedman |    |   |   |     | #8  |
|---------------|----|---|---|-----|-----|
| YEAR          | GP | G | A | PTS | PIM |
| 1998-99       | 2  | 0 | 1 | 1   | 14  |

- Claimed from Edmonton in the 1998 NHL Expansion Draft on June 26, 1998.
- Became a free agent on July 1, 1999.

| Simon Gamache |           |          |          |          | #20, 41  |
|---------------|-----------|----------|----------|----------|----------|
| YEAR          | GP        | G        | A        | PTS      | PIM      |
| 2003-04       | 7         | 1        | 0        | 1        | 0        |
| 2005-06       | 11        | 0        | 0        | 0        | 0        |
| <b>TOTALS</b> | <b>18</b> | <b>1</b> | <b>0</b> | <b>1</b> | <b>0</b> |

- Acquired from Atlanta with Kirill Safronov for Tomas Kloucek and Ben Simon on December 2, 2003.
- Claimed on waivers by St. Louis on November 29, 2005.
- Claimed on waivers from St. Louis on January 28, 2006.
- Became a free agent on July 1, 2006.

| Martin Gelinas |    |   |    |     | #23 |
|----------------|----|---|----|-----|-----|
| YEAR           | GP | G | A  | PTS | PIM |
| 2007-08        | 57 | 9 | 11 | 20  | 20  |

- Signed as a free agent on July 26, 2007.
- Became a free agent on July 1, 2008.

| Blake Geoffrion |           |          |          |           | #5        |
|-----------------|-----------|----------|----------|-----------|-----------|
| YEAR            | GP        | G        | A        | PTS       | PIM       |
| 2010-11         | 20        | 6        | 2        | 8         | 7         |
| 2011-12         | 22        | 0        | 3        | 3         | 17        |
| <b>TOTALS</b>   | <b>42</b> | <b>6</b> | <b>5</b> | <b>11</b> | <b>24</b> |

- Selected by Nashville in the second round (56th overall) of the 2006 NHL Entry Draft.
- Traded to Montreal along with a 2012 second-round pick (Dalton Thrower) and forward Robert Slaney for defenseman Hal Gill and a conditional fifth-round pick in the 2013 Entry Draft (traded to Los Angeles via Montreal; Los Angeles selected Patrik Bartosak) on February 17, 2012.

| Brent Gilchrist |    |   |   |     | #41 |
|-----------------|----|---|---|-----|-----|
| YEAR            | GP | G | A | PTS | PIM |
| 2002-03         | 41 | 1 | 2 | 3   | 14  |

- Signed as a free agent on July 11, 2002.
- Became a free agent on July 1, 2003.

| Hal Gill      |           |          |          |          | #75       |
|---------------|-----------|----------|----------|----------|-----------|
| YEAR          | GP        | G        | A        | PTS      | PIM       |
| 2011-12       | 23        | 0        | 5        | 5        | 20        |
| 2012-13       | 18        | 0        | 0        | 0        | 12        |
| <b>TOTALS</b> | <b>41</b> | <b>0</b> | <b>5</b> | <b>5</b> | <b>32</b> |

- Acquired along with a conditional fifth-round pick in the 2013 Entry Draft (traded to Los Angeles via Montreal; Los Angeles Patrik Bartosak) for forwards Blake Geoffrion, Robert Slaney and a 2012 second-round pick (Dalton Thrower) on February 17, 2012.
- Bought out of his contract on July 4, 2013.



# TEAM HISTORY & RECORDS

## ALUMNI REGISTER

| Marcel Goc    | C          |           |           |           | #9        |
|---------------|------------|-----------|-----------|-----------|-----------|
| YEAR          | GP         | G         | A         | PTS       | PIM       |
| 2009-10       | 73         | 12        | 18        | 30        | 14        |
| 2010-11       | 51         | 9         | 15        | 24        | 6         |
| <b>TOTALS</b> | <b>124</b> | <b>21</b> | <b>33</b> | <b>54</b> | <b>20</b> |

- Signed as a free agent on August 21, 2009.
- Became a free agent on July 1, 2011.

| David Gosselin | LW        |          |          |          | #40       |
|----------------|-----------|----------|----------|----------|-----------|
| YEAR           | GP        | G        | A        | PTS      | PIM       |
| 1999-00        | 10        | 2        | 1        | 3        | 6         |
| 2001-02        | 3         | 0        | 0        | 0        | 5         |
| <b>TOTALS</b>  | <b>13</b> | <b>2</b> | <b>1</b> | <b>3</b> | <b>11</b> |

- Signed as a free agent on July 9, 1998.
- Traded to Dallas along with a fifth-round selection in the 2003 NHL Entry Draft (Eero Kilpelainen) for Ed Belfour and Cameron Mann on June 29, 2002.

| Triston Grant | LW |   |   |     | #21 |
|---------------|----|---|---|-----|-----|
| YEAR          | GP | G | A | PTS | PIM |
| 2009-10       | 3  | 0 | 0 | 0   | 9   |

- Acquired from Philadelphia along with a seventh-round pick in the 2009 Entry Draft (traded to St. Louis; St. Louis selected Maxwell Tardy) for defenseman Janne Niskala on June 24, 2008.
- Became a free agent on July 1, 2010.

| Denis Grebeshkov | D  |   |   |     | #37 |
|------------------|----|---|---|-----|-----|
| YEAR             | GP | G | A | PTS | PIM |
| 2009-10          | 4  | 1 | 1 | 2   | 6   |

- Acquired from Edmonton for a second-round selection in the 2010 Entry Draft (Curtis Hamilton).
- Became a free agent on July 1, 2010.

| Stu Grimson | LW |   |   |     | #8  |
|-------------|----|---|---|-----|-----|
| YEAR        | GP | G | A | PTS | PIM |
| 2001-02     | 30 | 1 | 1 | 2   | 76  |

- Signed as a free agent on July 2, 2001.
- Retired on June 3, 2003.

| Ben Guite | RW |   |   |     | #24 |
|-----------|----|---|---|-----|-----|
| YEAR      | GP | G | A | PTS | PIM |
| 2009-10   | 6  | 0 | 0 | 0   | 4   |

- Signed as a free agent on July 4, 2009.
- Became a free agent on July 1, 2010.

| Sean Haggerty | LW |   |   |     | #36 |
|---------------|----|---|---|-----|-----|
| YEAR          | GP | G | A | PTS | PIM |
| 2000-01       | 3  | 0 | 1 | 1   | 0   |

- Claimed on waivers from NY Islanders on May 23, 2000.
- Became a free agent on July 1, 2001.

| Dan Hamhuis   | D          |           |            |            | #2         |
|---------------|------------|-----------|------------|------------|------------|
| YEAR          | GP         | G         | A          | PTS        | PIM        |
| 2003-04       | 80         | 7         | 19         | 26         | 57         |
| 2005-06       | 82         | 7         | 31         | 38         | 70         |
| 2006-07       | 81         | 6         | 14         | 20         | 66         |
| 2007-08       | 80         | 4         | 23         | 27         | 66         |
| 2008-09       | 82         | 3         | 23         | 26         | 67         |
| 2009-10       | 78         | 5         | 19         | 24         | 49         |
| <b>TOTALS</b> | <b>483</b> | <b>32</b> | <b>129</b> | <b>161</b> | <b>375</b> |

- Selected by Nashville in the first round (12th overall) of the 2001 NHL Entry Draft.
- Traded to Philadelphia for Ryan Parent on June 19, 2010.

| Matt Halischuk | RW         |           |           |           | #24       |
|----------------|------------|-----------|-----------|-----------|-----------|
| YEAR           | GP         | G         | A         | PTS       | PIM       |
| 2010-11        | 27         | 4         | 8         | 12        | 2         |
| 2011-12        | 73         | 15        | 13        | 28        | 27        |
| 2012-13        | 36         | 5         | 6         | 11        | 10        |
| <b>TOTALS</b>  | <b>136</b> | <b>24</b> | <b>27</b> | <b>51</b> | <b>39</b> |

- Acquired from New Jersey along with a second-round selection in the 2011 Entry Draft (Magnus Hellberg) for forward Jason Arnott.
- Became a free agent on July 1, 2013.

| Adam Hall     | RW         |           |           |           | #18, 34    |
|---------------|------------|-----------|-----------|-----------|------------|
| YEAR          | GP         | G         | A         | PTS       | PIM        |
| 2001-02       | 1          | 0         | 1         | 1         | 0          |
| 2002-03       | 79         | 16        | 12        | 28        | 31         |
| 2003-04       | 79         | 13        | 14        | 27        | 37         |
| 2005-06       | 75         | 14        | 15        | 29        | 40         |
| <b>TOTALS</b> | <b>234</b> | <b>43</b> | <b>42</b> | <b>85</b> | <b>108</b> |

- Selected by Nashville in the second round (52nd overall) of the 1999 NHL Entry Draft.
- Traded to NY Rangers for Dominic Moore on July 19, 2006.

| Scott Hannan | D  |   |   |     | #22 |
|--------------|----|---|---|-----|-----|
| YEAR         | GP | G | A | PTS | PIM |
| 2012-13      | 20 | 3 | 6 | 9   | 4   |

- Signed as a free agent on August 17, 2012.
- Traded to San Jose for a fifth-round selection in the 2013 Entry Draft (Tommy Veilleux) on April 3, 2013.

| Scott Hartnell | LW         |           |            |            | #17        |
|----------------|------------|-----------|------------|------------|------------|
| YEAR           | GP         | G         | A          | PTS        | PIM        |
| 2000-01        | 75         | 2         | 14         | 16         | 48         |
| 2001-02        | 75         | 14        | 27         | 41         | 111        |
| 2002-03        | 82         | 12        | 22         | 34         | 101        |
| 2003-04        | 59         | 18        | 15         | 33         | 87         |
| 2005-06        | 81         | 25        | 23         | 48         | 101        |
| 2006-07        | 64         | 22        | 17         | 39         | 96         |
| <b>TOTALS</b>  | <b>436</b> | <b>93</b> | <b>118</b> | <b>211</b> | <b>544</b> |

- Selected by Nashville in the first round (sixth overall) of the 2000 NHL Entry Draft.
- Traded to Philadelphia along with Kimmo Timonen for Nashville's first-round selection in the 2007 NHL Entry Draft (Jonathon Blum) on June 18, 2007.

| Brett Hauer | D  |   |   |     | #14 |
|-------------|----|---|---|-----|-----|
| YEAR        | GP | G | A | PTS | PIM |
| 2001-02     | 3  | 0 | 0 | 0   | 6   |

- Acquired from Los Angeles for Rich Brennan on December 18, 2001.
- Became a free agent on July 17, 2002.

| Darren Haydar | RW |   |   |     | #54 |
|---------------|----|---|---|-----|-----|
| YEAR          | GP | G | A | PTS | PIM |
| 2002-03       | 2  | 0 | 0 | 0   | 0   |

- Selected by Nashville in the ninth round (248th overall) of the 1999 NHL Entry Draft.
- Became a free agent on July 1, 2006.

| Matt Henderson | LW |   |   |     | #47 |
|----------------|----|---|---|-----|-----|
| YEAR           | GP | G | A | PTS | PIM |
| 1998-99        | 2  | 0 | 0 | 0   | 2   |

- Signed as a free agent on July 13, 1998.
- Traded to Philadelphia for Paul Healey on September 27, 1999.

| Matt Hendricks | LW |   |   |     | #26 |
|----------------|----|---|---|-----|-----|
| YEAR           | GP | G | A | PTS | PIM |
| 2013-14        | 44 | 2 | 2 | 4   | 54  |

- Signed as a free agent on July 5, 2013.
- Traded to Edmonton for Devan Dubnyk on January 15, 2014.

| Jukka Hentunen | RW |   |   |     | #27 |
|----------------|----|---|---|-----|-----|
| YEAR           | GP | G | A | PTS | PIM |
| 2001-02        | 10 | 2 | 2 | 4   | 0   |

- Acquired from Calgary for a conditional selection in the 2003 NHL Entry Draft on March 17, 2002.
- Became a free agent on July 1, 2006.

| Jamie Heward | D  |   |    |     | #20 |
|--------------|----|---|----|-----|-----|
| YEAR         | GP | G | A  | PTS | PIM |
| 1998-99      | 63 | 6 | 12 | 18  | 44  |

- Signed as a free agent on August 6, 1998.
- Became a free agent on July 1, 1999.

| Jack Hillen | D  |   |   |     | #38 |
|-------------|----|---|---|-----|-----|
| YEAR        | GP | G | A | PTS | PIM |
| 2011-12     | 55 | 2 | 4 | 6   | 20  |

- Signed as a free-agent on August 8, 2011.
- Became a free agent on July 1, 2012.

| Jan Hlavac | LW |   |    |     | #17 |
|------------|----|---|----|-----|-----|
| YEAR       | GP | G | A  | PTS | PIM |
| 2007-08    | 18 | 3 | 10 | 13  | 8   |

- Acquired from Tampa Bay for a seventh-round selection in the 2008 NHL Entry Draft (traded to Philadelphia; Philadelphia selected Joacim Eriksson) on February 26, 2008.
- Became a free agent on July 1, 2008.

# TEAM HISTORY & RECORDS

## ALUMNI REGISTER

| Shane Hnidy | D  |   |   | #34 |     |
|-------------|----|---|---|-----|-----|
| YEAR        | GP | G | A | PTS | PIM |

- |         |   |   |   |   |    |
|---------|---|---|---|---|----|
| 2003-04 | 9 | 0 | 2 | 2 | 10 |
|---------|---|---|---|---|----|
- Acquired from Ottawa for Colorado's third-round choice in the 2004 NHL Entry Draft (Peter Regin) on March 9, 2004.
  - Traded to Atlanta for a fourth-round selection in the 2006 NHL Entry Draft (Niko Snellman) on July 30, 2005.

| Darcy Hordichuk | LW |   |   | #16 |     |
|-----------------|----|---|---|-----|-----|
| YEAR            | GP | G | A | PTS | PIM |

- |               |            |          |           |           |            |
|---------------|------------|----------|-----------|-----------|------------|
| 2005-06       | 74         | 7        | 6         | 13        | 163        |
| 2006-07       | 53         | 1        | 3         | 4         | 90         |
| 2007-08       | 45         | 1        | 2         | 3         | 60         |
| <b>TOTALS</b> | <b>172</b> | <b>9</b> | <b>11</b> | <b>20</b> | <b>313</b> |
- Acquired from Florida for a fourth-round selection in the 2005 NHL Entry Draft (Matt Duffy) on July 27, 2005.
  - Traded to Carolina along with a fifth-round selection in the 2010 NHL Entry Draft for a fifth-round selection (traded to Phoenix; Phoenix selected Louis Domingue) in the 2009 NHL Entry Draft (traded to Tampa Bay; Tampa Bay selected Michael Zador) on June 19, 2008.

- Traded to Carolina along with a fifth-round selection in the 2010 NHL Entry Draft for a fifth-round selection (traded to Phoenix; Phoenix selected Louis Domingue) in the 2009 NHL Entry Draft (traded to Tampa Bay; Tampa Bay selected Michael Zador) on June 19, 2008.

| Bill Houlder | D  |   |   | #3, 23 |     |
|--------------|----|---|---|--------|-----|
| YEAR         | GP | G | A | PTS    | PIM |

- |               |            |          |           |           |            |
|---------------|------------|----------|-----------|-----------|------------|
| 1999-00       | 57         | 2        | 12        | 14        | 24         |
| 2000-01       | 81         | 4        | 12        | 16        | 40         |
| 2001-02       | 82         | 0        | 8         | 8         | 40         |
| 2002-03       | 82         | 2        | 4         | 6         | 46         |
| <b>TOTALS</b> | <b>302</b> | <b>8</b> | <b>36</b> | <b>44</b> | <b>150</b> |
- Claimed on waivers from Tampa Bay on November 10, 1999.
  - Became a free agent on July 1, 2003.

| Patric Hornqvist | RW |   |   | #27 |     |
|------------------|----|---|---|-----|-----|
| YEAR             | GP | G | A | PTS | PIM |

- |               |            |            |            |            |            |
|---------------|------------|------------|------------|------------|------------|
| 2008-09       | 28         | 2          | 5          | 7          | 16         |
| 2009-10       | 80         | 30         | 21         | 51         | 40         |
| 2010-11       | 79         | 21         | 27         | 48         | 47         |
| 2011-12       | 76         | 27         | 16         | 43         | 28         |
| 2012-13       | 24         | 4          | 10         | 14         | 14         |
| 2013-14       | 76         | 22         | 31         | 53         | 28         |
| <b>TOTALS</b> | <b>363</b> | <b>106</b> | <b>110</b> | <b>216</b> | <b>173</b> |
- Selected by Nashville in the seventh round (230th overall) of the 2005 NHL Entry Draft on July 31, 2005.
  - Traded to Pittsburgh along with Nick Spaling for James Neal on June 27, 2014.

| Cale Hulse | D  |   |   | #32 |     |
|------------|----|---|---|-----|-----|
| YEAR       | GP | G | A | PTS | PIM |

- |               |            |          |           |           |            |
|---------------|------------|----------|-----------|-----------|------------|
| 2000-01       | 82         | 1        | 7         | 8         | 128        |
| 2001-02       | 63         | 0        | 2         | 2         | 121        |
| 2002-03       | 80         | 2        | 6         | 8         | 121        |
| <b>TOTALS</b> | <b>225</b> | <b>3</b> | <b>15</b> | <b>18</b> | <b>370</b> |
- Acquired from Calgary along with a third-round selection in the 2001 NHL Entry Draft (Denis Platonov) for Sergei Krivokrasov on March 14, 2000.
  - Became a free agent on July 1, 2003.

| Andrew Hutchinson | D  |   |   | #42 |     |
|-------------------|----|---|---|-----|-----|
| YEAR              | GP | G | A | PTS | PIM |

- |         |    |   |   |   |   |
|---------|----|---|---|---|---|
| 2003-04 | 18 | 4 | 4 | 8 | 4 |
|---------|----|---|---|---|---|
- Selected by Nashville in the second round (54th overall) of the 1999 NHL Entry Draft on June 26, 1999.
  - Traded to Carolina for a third-round selection in the 2005 NHL Entry Draft (Teemu Laakso) on July 29, 2005.

| Andreas Johansson | LW |   |   | #21 |     |
|-------------------|----|---|---|-----|-----|
| YEAR              | GP | G | A | PTS | PIM |

- |               |            |           |           |           |           |
|---------------|------------|-----------|-----------|-----------|-----------|
| 2002-03       | 56         | 20        | 17        | 37        | 22        |
| 2003-04       | 47         | 12        | 15        | 27        | 26        |
| <b>TOTALS</b> | <b>103</b> | <b>32</b> | <b>32</b> | <b>64</b> | <b>48</b> |
- Became a free agent on September 4, 2002.
  - Signed as a free agent on July 1, 2004.

| Greg Johnson | C  |   |   | #22 |     |
|--------------|----|---|---|-----|-----|
| YEAR         | GP | G | A | PTS | PIM |

- |               |            |           |            |            |            |
|---------------|------------|-----------|------------|------------|------------|
| 1998-99       | 68         | 16        | 34         | 50         | 24         |
| 1999-00       | 82         | 11        | 33         | 44         | 40         |
| 2000-01       | 82         | 15        | 17         | 32         | 46         |
| 2001-02       | 82         | 18        | 26         | 44         | 38         |
| 2002-03       | 38         | 8         | 9          | 17         | 22         |
| 2003-04       | 82         | 14        | 18         | 32         | 33         |
| 2005-06       | 68         | 11        | 8          | 19         | 10         |
| <b>TOTALS</b> | <b>502</b> | <b>93</b> | <b>145</b> | <b>238</b> | <b>213</b> |
- Claimed from Chicago in the 1998 NHL Expansion Draft on June 26, 1998.
  - Became a free agent on July 1, 2006.

| Ryan Jones | RW |   |   | #28 |     |
|------------|----|---|---|-----|-----|
| YEAR       | GP | G | A | PTS | PIM |

- |               |           |           |           |           |           |
|---------------|-----------|-----------|-----------|-----------|-----------|
| 2008-09       | 46        | 7         | 10        | 17        | 22        |
| 2009-10       | 41        | 7         | 4         | 11        | 18        |
| <b>TOTALS</b> | <b>87</b> | <b>14</b> | <b>14</b> | <b>28</b> | <b>40</b> |
- Acquired from Minnesota along with a second-round selection in the 2009 NHL Entry Draft (Charles-Olivier Rousselet) for defenseman Marek Zidlicky on July 1, 2008.
  - Claimed on waivers by Edmonton on March 3, 2010.

| Jere Karalahti | D  |   |   | #13, 16 |     |
|----------------|----|---|---|---------|-----|
| YEAR           | GP | G | A | PTS     | PIM |

- |         |    |   |   |   |    |
|---------|----|---|---|---|----|
| 2001-02 | 15 | 0 | 1 | 1 | 12 |
|---------|----|---|---|---|----|
- Acquired from Los Angeles along with a conditional selection in the 2003 NHL Entry Draft (Teemu Lassila) for Cliff Ronning on March 16, 2002.
  - Became a free agent on July 1, 2003.

| Paul Kariya | LW |   |   | #9  |     |
|-------------|----|---|---|-----|-----|
| YEAR        | GP | G | A | PTS | PIM |

- |               |            |           |            |            |           |
|---------------|------------|-----------|------------|------------|-----------|
| 2005-06       | 82         | 31        | 54         | 85         | 40        |
| 2006-07       | 82         | 24        | 52         | 76         | 36        |
| <b>TOTALS</b> | <b>164</b> | <b>55</b> | <b>106</b> | <b>161</b> | <b>76</b> |
- Signed as a free agent on August 5, 2005.
  - Became a free agent on July 1, 2007.

| Dan Keczmer | D  |   |   | #2  |     |
|-------------|----|---|---|-----|-----|
| YEAR        | GP | G | A | PTS | PIM |

- |               |           |          |          |          |           |
|---------------|-----------|----------|----------|----------|-----------|
| 1998-99       | 16        | 0        | 0        | 0        | 12        |
| 1999-00       | 24        | 0        | 5        | 5        | 28        |
| <b>TOTALS</b> | <b>40</b> | <b>0</b> | <b>5</b> | <b>5</b> | <b>40</b> |
- Claimed on waivers from Dallas on March 12, 1999.
  - Traded to St. Louis for Rory Fitzpatrick on February 9, 2000.

| Patric Kjellberg | RW |   |   | #10 |     |
|------------------|----|---|---|-----|-----|
| YEAR             | GP | G | A | PTS | PIM |

- |               |            |           |           |            |           |
|---------------|------------|-----------|-----------|------------|-----------|
| 1998-99       | 71         | 11        | 20        | 31         | 24        |
| 1999-00       | 82         | 23        | 23        | 46         | 14        |
| 2000-01       | 81         | 14        | 31        | 45         | 12        |
| 2001-02       | 12         | 1         | 3         | 4          | 6         |
| <b>TOTALS</b> | <b>246</b> | <b>49</b> | <b>77</b> | <b>126</b> | <b>56</b> |
- Signed as a free agent on June 27, 1998.
  - Traded to Anaheim for Petr Tenkrat on November 1, 2001.

| Linus Klasen | LW |   |   | #58 |     |
|--------------|----|---|---|-----|-----|
| YEAR         | GP | G | A | PTS | PIM |

- |         |   |   |   |   |   |
|---------|---|---|---|---|---|
| 2010-11 | 4 | 0 | 0 | 0 | 0 |
|---------|---|---|---|---|---|
- Signed as a free agent on April 20, 2010.
  - Became a free agent on July 1, 2013.

| Kevin Klein | D  |   |   | #8, 49 |     |
|-------------|----|---|---|--------|-----|
| YEAR        | GP | G | A | PTS    | PIM |

- |               |            |           |           |           |            |
|---------------|------------|-----------|-----------|-----------|------------|
| 2005-06       | 2          | 0         | 0         | 0         | 0          |
| 2006-07       | 3          | 1         | 0         | 1         | 0          |
| 2007-08       | 13         | 0         | 2         | 2         | 6          |
| 2008-09       | 63         | 4         | 8         | 12        | 19         |
| 2009-10       | 81         | 1         | 10        | 11        | 27         |
| 2010-11       | 81         | 2         | 16        | 18        | 24         |
| 2011-12       | 66         | 4         | 17        | 21        | 4          |
| 2012-13       | 47         | 3         | 11        | 14        | 9          |
| 2013-14       | 47         | 1         | 2         | 3         | 21         |
| <b>TOTALS</b> | <b>403</b> | <b>16</b> | <b>66</b> | <b>82</b> | <b>110</b> |
- Selected by Nashville in the second round (37th overall) of the 2003 NHL Entry Draft on June 21, 2003.
  - Traded to NY Rangers for Michael Del Zotto on January 22, 2014.

| Tomas Kloucek | D  |   |   | #5, 28 |     |
|---------------|----|---|---|--------|-----|
| YEAR          | GP | G | A | PTS    | PIM |

- |               |          |          |          |          |           |
|---------------|----------|----------|----------|----------|-----------|
| 2002-03       | 3        | 0        | 0        | 0        | 2         |
| 2003-04       | 5        | 0        | 1        | 1        | 10        |
| <b>TOTALS</b> | <b>8</b> | <b>0</b> | <b>1</b> | <b>1</b> | <b>12</b> |
- Acquired from NY Rangers along with Rem Murray and Marek Zidlicky for Mike Dunham on December 12, 2002.
  - Traded to Atlanta along with Ben Simon for Simon Gagne and Kirill Safronov on December 2, 2003.

| Ville Koistinen | D  |   |   | #4  |     |
|-----------------|----|---|---|-----|-----|
| YEAR            | GP | G | A | PTS | PIM |

- |               |           |          |           |           |           |
|---------------|-----------|----------|-----------|-----------|-----------|
| 2007-08       | 48        | 4        | 13        | 17        | 18        |
| 2008-09       | 38        | 3        | 8         | 11        | 14        |
| <b>TOTALS</b> | <b>86</b> | <b>7</b> | <b>21</b> | <b>28</b> | <b>32</b> |
- Signed as a free agent on May 18, 2002.
  - Became a free agent on July 1, 2009.

# TEAM HISTORY & RECORDS

## ALUMNI REGISTER

| Andrei Kostitsyn |    |   |   |     |     |
|------------------|----|---|---|-----|-----|
| YEAR             | GP | G | A | PTS | PIM |
| 2011-12          | 19 | 4 | 8 | 12  | 10  |

- Acquired from Montreal for a second-round pick in the 2013 Entry Draft (Jacob de la Rose) and a conditional 2013 fifth-round pick previously acquired from Montreal (traded to Los Angeles; Los Angeles selected Patrik Bartsosak on February 27, 2012)
- Became a free agent on July 1, 2012.

| Sergei Kostitsyn |            |           |           |            |           |
|------------------|------------|-----------|-----------|------------|-----------|
| YEAR             | GP         | G         | A         | PTS        | PIM       |
| 2010-11          | 77         | 23        | 27        | 50         | 20        |
| 2011-12          | 75         | 17        | 26        | 43         | 34        |
| 2012-13          | 46         | 3         | 12        | 15         | 11        |
| <b>TOTALS</b>    | <b>198</b> | <b>43</b> | <b>65</b> | <b>108</b> | <b>65</b> |

- Acquired from Montreal for Dustin Boyd and Dan Ellis on June 29, 2010.
- Mutually terminated his contract on July 4, 2013.

| Sergei Krivokrasov |            |           |           |           |           |
|--------------------|------------|-----------|-----------|-----------|-----------|
| YEAR               | GP         | G         | A         | PTS       | PIM       |
| 1998-99            | 70         | 25        | 23        | 48        | 42        |
| 1999-00            | 63         | 9         | 17        | 26        | 40        |
| <b>TOTALS</b>      | <b>133</b> | <b>34</b> | <b>40</b> | <b>74</b> | <b>82</b> |

- Acquired from Chicago for future considerations on June 26, 1998.
- Traded to Calgary for Cale Hulse and a third-round selection in the 2001 NHL Entry Draft (Denis Platonov) on March 14, 2000.

| Josh Langfeld |    |   |   |     |     |
|---------------|----|---|---|-----|-----|
| YEAR          | GP | G | A | PTS | PIM |
| 2007-08       | 2  | 0 | 0 | 0   | 0   |

- Signed as a free agent on September 4, 2007.
- Became a free agent on July 1, 2008.

| Denny Lambert |    |   |    |     |     |
|---------------|----|---|----|-----|-----|
| YEAR          | GP | G | A  | PTS | PIM |
| 1998-99       | 76 | 5 | 11 | 16  | 218 |

- Claimed from Ottawa in the 1998 NHL Expansion Draft on June 26, 1998.
- Traded to Atlanta for Randy Robitaille on August 16, 1999.

| Patrick Leahy |    |   |   |     |     |
|---------------|----|---|---|-----|-----|
| YEAR          | GP | G | A | PTS | PIM |
| 2006-07       | 1  | 0 | 0 | 0   | 0   |

- Signed as a free agent on July 17, 2006.
- Became a free agent on July 1, 2007.

| David Legwand |            |            |            |            |            |
|---------------|------------|------------|------------|------------|------------|
| YEAR          | GP         | G          | A          | PTS        | PIM        |
| 1998-99       | 1          | 0          | 0          | 0          | 0          |
| 1999-00       | 71         | 13         | 15         | 28         | 30         |
| 2000-01       | 81         | 13         | 28         | 41         | 38         |
| 2001-02       | 63         | 11         | 19         | 30         | 54         |
| 2002-03       | 64         | 17         | 31         | 48         | 34         |
| 2003-04       | 82         | 18         | 29         | 47         | 46         |
| 2005-06       | 44         | 7          | 19         | 26         | 34         |
| 2006-07       | 78         | 27         | 36         | 63         | 44         |
| 2007-08       | 65         | 15         | 29         | 44         | 38         |
| 2008-09       | 73         | 20         | 22         | 42         | 32         |
| 2009-10       | 82         | 11         | 27         | 38         | 24         |
| 2010-11       | 64         | 17         | 24         | 41         | 24         |
| 2011-12       | 78         | 19         | 34         | 53         | 26         |
| 2012-13       | 48         | 12         | 13         | 25         | 20         |
| 2013-14       | 62         | 10         | 30         | 40         | 30         |
| <b>TOTALS</b> | <b>956</b> | <b>210</b> | <b>356</b> | <b>566</b> | <b>474</b> |

- Selected by Nashville in the first round (Second overall) of the 1998 NHL Entry Draft on June 27, 1998.
- Traded to Detroit for Patrick Eaves, Calle Jarnkrok and Detroit's second-round selection in the 2014 Entry Draft (Traded to San Jose; San Jose selected Julius Bergman) on March 5, 2014.

| Mikko Lehtonen |    |   |   |     |     |
|----------------|----|---|---|-----|-----|
| YEAR           | GP | G | A | PTS | PIM |
| 2006-07        | 15 | 1 | 2 | 3   | 8   |

- Selected by Nashville in the ninth round (271st overall) of the 2001 NHL Entry Draft.
- Traded to Buffalo for a fourth-round selection in the 2007 NHL Entry Draft (Mark Santorelli) on February 27, 2007.

| Richard Lintner |           |          |           |           |           |
|-----------------|-----------|----------|-----------|-----------|-----------|
| YEAR            | GP        | G        | A         | PTS       | PIM       |
| 1999-00         | 33        | 1        | 5         | 6         | 22        |
| 2000-01         | 50        | 3        | 5         | 8         | 22        |
| <b>TOTALS</b>   | <b>83</b> | <b>4</b> | <b>10</b> | <b>14</b> | <b>44</b> |

- Acquired from Phoenix along with Cliff Ronning for future considerations on October 31, 1998.
- Traded to NY Rangers for Peter Smrek on March 19, 2002.

| Matthew Lombardi |    |   |   |     |     |
|------------------|----|---|---|-----|-----|
| YEAR             | GP | G | A | PTS | PIM |
| 2010-11          | 2  | 0 | 0 | 0   | 0   |

- Signed as a free agent on July 2, 2010.
- Traded to Toronto along with Cody Franson, for a fourth-round selection in the 2013 Entry Draft (traded to St. Louis; St. Louis selected Zachary Pochiro) and Brett Lebda on July 3, 2011.

| Cameron Mann |    |   |   |     |     |
|--------------|----|---|---|-----|-----|
| YEAR         | GP | G | A | PTS | PIM |
| 2002-03      | 4  | 0 | 0 | 0   | 0   |

- Acquired from Dallas along with Ed Belfour for David Gosselin and a fifth-round selection in the 2003 NHL Entry Draft (Eero Kilpelainen) on June 29, 2002.
- Became a free agent on July 1, 2003.

| Danny Markov |    |   |    |     |     |
|--------------|----|---|----|-----|-----|
| YEAR         | GP | G | A  | PTS | PIM |
| 2005-06      | 58 | 0 | 11 | 11  | 62  |

- Acquired from Philadelphia for a third-round selection in the 2006 NHL Entry Draft (traded to Los Angeles; Los Angeles selected Bud Holloway) on August 2, 2005.
- Became a free agent on July 1, 2006.

| Brian McGrattan |           |          |          |          |           |
|-----------------|-----------|----------|----------|----------|-----------|
| YEAR            | GP        | G        | A        | PTS      | PIM       |
| 2011-12         | 30        | 0        | 2        | 2        | 61        |
| 2012-13         | 2         | 0        | 0        | 0        | 0         |
| <b>TOTALS</b>   | <b>32</b> | <b>0</b> | <b>2</b> | <b>2</b> | <b>61</b> |

- Claimed on waivers from Anaheim on October 11, 2011.
- Traded to Calgary for Joe Piskula on February 28, 2013.

| Jim McKenzie |    |   |   |     |     |
|--------------|----|---|---|-----|-----|
| YEAR         | GP | G | A | PTS | PIM |
| 2003-04      | 61 | 1 | 3 | 4   | 88  |

- Signed as a free agent on July 22, 2003.
- Became a free agent on August 1, 2005.

| Craig Millar  |           |          |           |           |           |
|---------------|-----------|----------|-----------|-----------|-----------|
| YEAR          | GP        | G        | A         | PTS       | PIM       |
| 1999-00       | 57        | 3        | 11        | 14        | 28        |
| 2000-01       | 5         | 0        | 0         | 0         | 6         |
| <b>TOTALS</b> | <b>62</b> | <b>3</b> | <b>11</b> | <b>14</b> | <b>34</b> |

- Acquired from Edmonton for Detroit's third-round selection in the 1999 NHL Entry Draft (Mike Comrie) on June 26, 1999.
- Claimed on waivers by Tampa Bay on October 25, 2000.

| Jay More |    |   |   |     |     |
|----------|----|---|---|-----|-----|
| YEAR     | GP | G | A | PTS | PIM |
| 1998-99  | 18 | 0 | 2 | 2   | 18  |

- Signed as a free agent on June 4, 1998.
- Became a free agent on July 1, 2001.

| Jason Morgan |    |   |   |     |     |
|--------------|----|---|---|-----|-----|
| YEAR         | GP | G | A | PTS | PIM |
| 2003-04      | 6  | 0 | 2 | 2   | 2   |

- Claimed on waivers from Calgary on December 31, 2003.
- Claimed on waivers by Calgary on February 19, 2004.

| Marc Moro     |           |          |          |          |           |
|---------------|-----------|----------|----------|----------|-----------|
| YEAR          | GP        | G        | A        | PTS      | PIM       |
| 1999-00       | 8         | 0        | 0        | 0        | 40        |
| 2000-01       | 6         | 0        | 0        | 0        | 12        |
| 2001-02       | 13        | 0        | 0        | 0        | 23        |
| <b>TOTALS</b> | <b>27</b> | <b>0</b> | <b>0</b> | <b>0</b> | <b>75</b> |

- Acquired from Anaheim along with Chris Mason for Dominic Roussel on October 5, 1998.
- Traded to Toronto for D.J. Smith and Marty Wilford on March 1, 2002.

# TEAM HISTORY & RECORDS

## ALUMNI REGISTER

| Mark Mowers   | C         |          | #18       |           |           |
|---------------|-----------|----------|-----------|-----------|-----------|
| YEAR          | GP        | G        | A         | PTS       | PIM       |
| 1998-99       | 30        | 0        | 6         | 6         | 4         |
| 1999-00       | 41        | 4        | 5         | 9         | 10        |
| 2001-02       | 14        | 1        | 2         | 3         | 2         |
| <b>TOTALS</b> | <b>85</b> | <b>5</b> | <b>13</b> | <b>18</b> | <b>16</b> |

- Signed as a free agent on June 11, 1998.
- Became a free agent on July 1, 2002.

| Chris Mueller | C         |          | #53, 17  |          |          |
|---------------|-----------|----------|----------|----------|----------|
| YEAR          | GP        | G        | A        | PTS      | PIM      |
| 2010-11       | 15        | 0        | 3        | 3        | 2        |
| 2011-12       | 4         | 0        | 0        | 0        | 0        |
| 2012-13       | 18        | 2        | 3        | 5        | 6        |
| <b>TOTALS</b> | <b>37</b> | <b>2</b> | <b>6</b> | <b>8</b> | <b>8</b> |

- Signed as a free agent on December 27, 2010.
- Became a free agent on July 1, 2013.

| Rem Murray    | LW        |           | #15       |           |           |
|---------------|-----------|-----------|-----------|-----------|-----------|
| YEAR          | GP        | G         | A         | PTS       | PIM       |
| 2002-03       | 53        | 6         | 13        | 19        | 18        |
| 2012-13       | 39        | 8         | 9         | 17        | 12        |
| <b>TOTALS</b> | <b>92</b> | <b>14</b> | <b>22</b> | <b>36</b> | <b>30</b> |

- Acquired from NY Rangers along with Tomas Kloucek and Marek Zidlicky for Mike Dunham on December 12, 2002.
- Became a free agent on July 1, 2004.

| Brantt Myhrnes | RW |   | #74 |     |     |
|----------------|----|---|-----|-----|-----|
| YEAR           | GP | G | A   | PTS | PIM |
| 2000-01        | 20 | 0 | 0   | 0   | 28  |

- Signed as a free agent on August 15, 2000.
- Traded to Washington for future considerations on February 1, 2001.

| John Namestnikov | D  |   | #20 |     |     |
|------------------|----|---|-----|-----|-----|
| YEAR             | GP | G | A   | PTS | PIM |
| 1999-00          | 2  | 0 | 0   | 0   | 2   |

- Acquired from NY Rangers for Jason Dawe on February 2, 2000.
- Became a free agent on July 1, 2001.

| Stan Neckar | D  |   | #6 |     |     |
|-------------|----|---|----|-----|-----|
| YEAR        | GP | G | A  | PTS | PIM |
| 2003-04     | 1  | 0 | 1  | 1   | 0   |

- Signed as a free agent on November 26, 2003.
- Traded to Tampa Bay for a sixth-round selection in the 2004 NHL Entry Draft (Kevin Schaeffer) on March 9, 2004.

| Jeff Nelson | C  |   | #7 |     |     |
|-------------|----|---|----|-----|-----|
| YEAR        | GP | G | A  | PTS | PIM |
| 1998-99     | 9  | 2 | 1  | 3   | 2   |

- Signed as a free agent on August 19, 1998.
- Traded to Washington for future considerations on June 22, 1999.

| Scott Nichol  | C          |           | #12       |           |            |
|---------------|------------|-----------|-----------|-----------|------------|
| YEAR          | GP         | G         | A         | PTS       | PIM        |
| 2005-06       | 34         | 3         | 3         | 6         | 79         |
| 2006-07       | 59         | 7         | 6         | 13        | 79         |
| 2007-08       | 73         | 10        | 8         | 18        | 72         |
| 2008-09       | 43         | 4         | 6         | 10        | 41         |
| <b>TOTALS</b> | <b>209</b> | <b>24</b> | <b>23</b> | <b>47</b> | <b>271</b> |

- Signed as a free agent on August 6, 2005.
- Became a free agent on July 1, 2009.

| Shane O'Brien | D  |   | #55 |     |     |
|---------------|----|---|-----|-----|-----|
| YEAR          | GP | G | A   | PTS | PIM |
| 2010-11       | 80 | 2 | 7   | 9   | 83  |

- Acquired from Vancouver along with Dan Gendur for Jonas Andersson and Ryan Parent on October 5, 2010.
- Became a free agent on July 1, 2011.

| Peter Olvecky | LW |   | #36 |     |     |
|---------------|----|---|-----|-----|-----|
| YEAR          | GP | G | A   | PTS | PIM |
| 2009-10       | 1  | 0 | 0   | 0   | 0   |

- Signed as a free agent on July 16, 2009.
- Became a free agent on July 1, 2010.

| Cal O'Reilly  | C         |           | #48, 16   |           |           |
|---------------|-----------|-----------|-----------|-----------|-----------|
| YEAR          | GP        | G         | A         | PTS       | PIM       |
| 2008-09       | 11        | 3         | 2         | 5         | 2         |
| 2009-10       | 31        | 2         | 9         | 11        | 4         |
| 2010-11       | 38        | 6         | 12        | 18        | 2         |
| 2011-12       | 5         | 0         | 1         | 1         | 2         |
| <b>TOTALS</b> | <b>85</b> | <b>11</b> | <b>24</b> | <b>35</b> | <b>10</b> |

- Selected by Nashville in the fifth round (150th overall) of the 2005 NHL Entry Draft.
- Traded to Phoenix for a fourth-round pick in the 2012 Entry Draft (Mikko Vainonen) on October 28, 2011.

| Vladimir Orszagh | RW         |           | #33       |            |            |
|------------------|------------|-----------|-----------|------------|------------|
| YEAR             | GP         | G         | A         | PTS        | PIM        |
| 2001-02          | 79         | 15        | 21        | 36         | 56         |
| 2002-03          | 78         | 16        | 16        | 32         | 38         |
| 2003-04          | 82         | 16        | 21        | 37         | 74         |
| <b>TOTALS</b>    | <b>239</b> | <b>47</b> | <b>58</b> | <b>105</b> | <b>168</b> |

- Signed as a free agent on June 1, 2001.
- Became a free agent on August 1, 2005.

| Jed Ortmeyer  | RW        |          | #41      |          |           |
|---------------|-----------|----------|----------|----------|-----------|
| YEAR          | GP        | G        | A        | PTS      | PIM       |
| 2007-08       | 51        | 4        | 4        | 8        | 32        |
| 2008-09       | 2         | 0        | 0        | 0        | 0         |
| <b>TOTALS</b> | <b>53</b> | <b>4</b> | <b>4</b> | <b>8</b> | <b>32</b> |

- Signed as a free agent on July 2, 2007.
- Became a free agent on July 1, 2009.

| Denis Pederson | C  |   | #16 |     |     |
|----------------|----|---|-----|-----|-----|
| YEAR           | GP | G | A   | PTS | PIM |
| 2002-03        | 43 | 4 | 6   | 10  | 39  |

- Signed as a free agent on July 24, 2002.
- Became a free agent on July 1, 2003.

| Ville Peltonen | LW         |           | #16       |           |           |
|----------------|------------|-----------|-----------|-----------|-----------|
| YEAR           | GP         | G         | A         | PTS       | PIM       |
| 1998-99        | 14         | 5         | 5         | 10        | 2         |
| 1999-00        | 79         | 6         | 22        | 28        | 22        |
| 2000-01        | 23         | 3         | 1         | 4         | 2         |
| <b>TOTALS</b>  | <b>116</b> | <b>14</b> | <b>28</b> | <b>42</b> | <b>26</b> |

- Acquired from San Jose for a fifth-round selection in the 1998 NHL Entry Draft (traded to Phoenix; Phoenix selected Josh Blackburn) on June 26, 1998.
- Became a free agent on July 1, 2001.

| Yanic Perreault | C  |    | #94 |     |     |
|-----------------|----|----|-----|-----|-----|
| YEAR            | GP | G  | A   | PTS | PIM |
| 2005-06         | 69 | 22 | 35  | 57  | 30  |

- Signed as a free agent on October 3, 2005.
- Became a free agent on July 1, 2006.

| Nathan Perrott | RW        |          | #20      |          |           |
|----------------|-----------|----------|----------|----------|-----------|
| YEAR           | GP        | G        | A        | PTS      | PIM       |
| 2001-02        | 22        | 1        | 2        | 3        | 74        |
| 2002-03        | 1         | 0        | 0        | 0        | 5         |
| <b>TOTALS</b>  | <b>23</b> | <b>1</b> | <b>2</b> | <b>3</b> | <b>79</b> |

- Acquired from Chicago for a conditional selection in the 2003 NHL Entry Draft on October 9, 2001.
- Traded to Toronto for Bob Wren on December 31, 2002.

| Rich Peverley | C         |          | #37       |           |           |
|---------------|-----------|----------|-----------|-----------|-----------|
| YEAR          | GP        | G        | A         | PTS       | PIM       |
| 2006-07       | 13        | 0        | 1         | 1         | 0         |
| 2007-08       | 33        | 5        | 5         | 10        | 8         |
| 2008-09       | 27        | 2        | 7         | 9         | 15        |
| <b>TOTALS</b> | <b>73</b> | <b>7</b> | <b>13</b> | <b>20</b> | <b>23</b> |

- Signed as a free agent on January 17, 2007.
- Claimed on waivers by Atlanta on January 10, 2008.

| Oleg Petrov | LW |   | #14, 20 |     |     |
|-------------|----|---|---------|-----|-----|
| YEAR        | GP | G | A       | PTS | PIM |
| 2002-03     | 17 | 2 | 2       | 4   | 2   |

- Acquired from Montreal for a fourth-round selection in the 2003 NHL Entry Draft (traded to Washington; Washington selected Andreas Valdix) on March 3, 2003.
- Became a free agent on July 1, 2003.

| Domenic Pittis | C  |   | #39 |     |     |
|----------------|----|---|-----|-----|-----|
| YEAR           | GP | G | A   | PTS | PIM |
| 2002-03        | 2  | 0 | 0   | 0   | 2   |

- Signed as a free agent on July 24, 2002.
- Became a free agent on July 1, 2003.

| Libor Pivko | LW |   | #47 |     |     |
|-------------|----|---|-----|-----|-----|
| YEAR        | GP | G | A   | PTS | PIM |
| 2003-04     | 1  | 0 | 0   | 0   | 0   |

- Selected by Nashville in the third round (89th overall) of the 2000 NHL Entry Draft.
- Traded to Pittsburgh along with Dominic Moore for a third-round selection in the 2007 NHL Entry Draft (Ryan Thang) on July 19, 2006.

# TEAM HISTORY & RECORDS

## ALUMNI REGISTER

| Alexander Radulov |            |           |           |            | RW        | #47 |
|-------------------|------------|-----------|-----------|------------|-----------|-----|
| YEAR              | GP         | G         | A         | PTS        | PIM       |     |
| 2006-07           | 64         | 18        | 19        | 37         | 26        |     |
| 2007-08           | 81         | 26        | 32        | 58         | 44        |     |
| 2011-12           | 9          | 3         | 4         | 7          | 4         |     |
| <b>TOTALS</b>     | <b>154</b> | <b>47</b> | <b>55</b> | <b>102</b> | <b>74</b> |     |

- Selected by Nashville in the first round (15th overall) of the 2004 NHL Entry Draft.
- Became a free agent on July 1, 2014.

| Joonas Rask |    |   |   |     | C   | #17 |
|-------------|----|---|---|-----|-----|-----|
| YEAR        | GP | G | A | PTS | PIM |     |
| 2012-13     | 2  | 0 | 1 | 1   | 0   |     |

- Selected by Nashville in the seventh round (198th overall) of the 2010 NHL Entry Draft on June 26, 2010.
- Became a free agent on July 1, 2014.

| Randy Robitaille |            |           |           |           | C         | #27 |
|------------------|------------|-----------|-----------|-----------|-----------|-----|
| YEAR             | GP         | G         | A         | PTS       | PIM       |     |
| 1999-00          | 69         | 11        | 14        | 25        | 10        |     |
| 2000-01          | 62         | 9         | 17        | 26        | 12        |     |
| <b>TOTALS</b>    | <b>131</b> | <b>20</b> | <b>31</b> | <b>51</b> | <b>22</b> |     |

- Acquired from Atlanta for Denny Lambert on August 16, 1999.
- Became a free agent on July 1, 2001.
- Signed as a free agent on August 19, 2005.
- Claimed on waivers by Minnesota on October 4, 2005.

| Cliff Ronning |            |           |            |            | C          | #7 |
|---------------|------------|-----------|------------|------------|------------|----|
| YEAR          | GP         | G         | A          | PTS        | PIM        |    |
| 1998-99       | 72         | 18        | 35         | 53         | 40         |    |
| 1999-00       | 82         | 26        | 36         | 62         | 34         |    |
| 2000-01       | 80         | 19        | 43         | 62         | 28         |    |
| 2001-02       | 67         | 18        | 31         | 49         | 24         |    |
| <b>TOTALS</b> | <b>301</b> | <b>81</b> | <b>145</b> | <b>226</b> | <b>126</b> |    |

- Acquired from Phoenix along with Richard Lintner for future considerations on October 31, 1998.
- Traded to Los Angeles for Jere Karalahti and a conditional selection in the 2003 NHL Entry Draft (Teemu Lassila) on March 16, 2002.

| Yves Sarault |    |   |   |     | LW  | #12 |
|--------------|----|---|---|-----|-----|-----|
| YEAR         | GP | G | A | PTS | PIM |     |
| 2001-02      | 1  | 0 | 0 | 0   | 0   |     |

- Claimed on waivers from Atlanta on June 19, 2001.
- Traded to Philadelphia along with a conditional selection in the 2003 NHL Entry Draft for Jason Beckett and Petr Hubacek on January 11, 2002.

| Michael Santorelli |           |          |          |          | RW        | #53,18 |
|--------------------|-----------|----------|----------|----------|-----------|--------|
| YEAR               | GP        | G        | A        | PTS      | PIM       |        |
| 2008-09            | 7         | 0        | 0        | 0        | 2         |        |
| 2009-10            | 25        | 2        | 1        | 3        | 8         |        |
| <b>TOTALS</b>      | <b>32</b> | <b>2</b> | <b>1</b> | <b>3</b> | <b>10</b> |        |

- Selected by Nashville in the sixth round (178th overall) of the 2004 Entry Draft.
- Traded to Florida for a fourth-round selection in the 2011 Entry Draft (Josh Shalla) on August 5, 2010.

| Dave Scatchard |    |   |   |     | RW  | #38 |
|----------------|----|---|---|-----|-----|-----|
| YEAR           | GP | G | A | PTS | PIM |     |
| 2009-10        | 16 | 3 | 2 | 5   | 17  |     |

- Signed as a free agent on October 7, 2009.
- Became a free agent on July 1, 2010.

| Robert Schnabel |           |          |          |          | D         | #42, 36 |
|-----------------|-----------|----------|----------|----------|-----------|---------|
| YEAR            | GP        | G        | A        | PTS      | PIM       |         |
| 2001-02         | 1         | 0        | 0        | 0        | 0         |         |
| 2002-03         | 1         | 0        | 0        | 0        | 0         |         |
| 2003-04         | 20        | 0        | 3        | 3        | 34        |         |
| <b>TOTALS</b>   | <b>22</b> | <b>0</b> | <b>3</b> | <b>3</b> | <b>34</b> |         |

- Claimed on waivers from Phoenix on January 2, 2001.
- Became a free agent on July 1, 2004.

| Timofei Shishkanov |    |   |   |     | LW  | #16 |
|--------------------|----|---|---|-----|-----|-----|
| YEAR               | GP | G | A | PTS | PIM |     |
| 2003-04            | 2  | 0 | 0 | 0   | 0   |     |

- Selected by Nashville in the second round (33rd overall) of the 2001 NHL Entry Draft.

• Traded to St. Louis for Mike Sillinger on January 29, 2006.

| Mike Sillinger |    |    |    |     | C   | #81 |
|----------------|----|----|----|-----|-----|-----|
| YEAR           | GP | G  | A  | PTS | PIM |     |
| 2005-06        | 31 | 10 | 12 | 22  | 14  |     |

- Acquired from St. Louis for Timofei Shishkanov on January 29, 2006.
- Became a free agent on July 1, 2006.

| Jon Sim |    |   |   |     | C   | #14 |
|---------|----|---|---|-----|-----|-----|
| YEAR    | GP | G | A | PTS | PIM |     |
| 2002-03 | 4  | 1 | 0 | 1   | 0   |     |

- Acquired from Dallas for Bubba Berenzweig and a conditional selection in the 2004 NHL Entry Draft on February 17, 2003.
- Claimed on waivers by Los Angeles on March 8, 2003.

| Reid Simpson  |           |          |          |          | LW         | #12 |
|---------------|-----------|----------|----------|----------|------------|-----|
| YEAR          | GP        | G        | A        | PTS      | PIM        |     |
| 2001-02       | 26        | 5        | 0        | 5        | 69         |     |
| 2002-03       | 26        | 0        | 1        | 1        | 56         |     |
| <b>TOTALS</b> | <b>52</b> | <b>5</b> | <b>1</b> | <b>6</b> | <b>125</b> |     |

- Claimed on waivers from Montreal on January 30, 2002.
- Became a free agent on July 1, 2003.

| Karlis Skrastins |            |           |           |           | D          | #3, 40 |
|------------------|------------|-----------|-----------|-----------|------------|--------|
| YEAR             | GP         | G         | A         | PTS       | PIM        |        |
| 1998-99          | 2          | 0         | 1         | 1         | 0          |        |
| 1999-00          | 59         | 5         | 6         | 11        | 20         |        |
| 2000-01          | 82         | 1         | 11        | 12        | 30         |        |
| 2001-02          | 82         | 4         | 13        | 17        | 36         |        |
| 2002-03          | 82         | 3         | 10        | 13        | 44         |        |
| <b>TOTALS</b>    | <b>307</b> | <b>13</b> | <b>41</b> | <b>54</b> | <b>130</b> |        |

- Selected by Nashville in the ninth round (230th overall) of the 1998 NHL Entry Draft.
- Traded to Colorado for a third-round selection in the 2004 NHL Entry Draft (traded to Ottawa; Ottawa selected Peter Regin) on June 30, 2003.

| Pavel Skrbek  |          |          |          |          | D        | #42 |
|---------------|----------|----------|----------|----------|----------|-----|
| YEAR          | GP       | G        | A        | PTS      | PIM      |     |
| 2000-01       | 5        | 0        | 0        | 0        | 4        |     |
| 2001-02       | 3        | 0        | 0        | 0        | 2        |     |
| <b>TOTALS</b> | <b>8</b> | <b>0</b> | <b>0</b> | <b>0</b> | <b>6</b> |     |

- Acquired from Pittsburgh for Bob Boughner on March 13, 2000.
- Became a free agent on July 1, 2007.

| John Slaney |    |   |    |     | D   | #27 |
|-------------|----|---|----|-----|-----|-----|
| YEAR        | GP | G | A  | PTS | PIM |     |
| 1998-99     | 46 | 2 | 12 | 14  | 14  |     |

- Claimed from Phoenix in the 1998 NHL Expansion Draft on June 26, 1998.
- Became a free agent on July 1, 1999.

| Wyatt Smith   |           |          |          |          | C        | #46 |
|---------------|-----------|----------|----------|----------|----------|-----|
| YEAR          | GP        | G        | A        | PTS      | PIM      |     |
| 2002-03       | 11        | 1        | 0        | 1        | 0        |     |
| 2003-04       | 18        | 3        | 1        | 4        | 2        |     |
| <b>TOTALS</b> | <b>29</b> | <b>4</b> | <b>1</b> | <b>5</b> | <b>2</b> |     |

- Signed as a free agent on July 15, 2002.
- Became a free agent on August 1, 2005.

| Jerrold Smithson |            |           |           |           | C          | #42, 25 |
|------------------|------------|-----------|-----------|-----------|------------|---------|
| YEAR             | GP         | G         | A         | PTS       | PIM        |         |
| 2005-06          | 66         | 5         | 9         | 14        | 54         |         |
| 2006-07          | 64         | 5         | 7         | 12        | 42         |         |
| 2007-08          | 81         | 7         | 9         | 16        | 50         |         |
| 2008-09          | 82         | 4         | 9         | 13        | 49         |         |
| 2009-10          | 69         | 9         | 4         | 13        | 54         |         |
| 2010-11          | 82         | 5         | 8         | 13        | 34         |         |
| 2011-12          | 53         | 1         | 4         | 5         | 30         |         |
| <b>TOTALS</b>    | <b>497</b> | <b>36</b> | <b>50</b> | <b>86</b> | <b>313</b> |         |

- Signed as a free agent on July 24, 2004.
- Traded to Florida for Dallas' sixth-round selection in the 2012 Entry Draft (Simon Fernholm) on February 24, 2012.

| Brad Smyth |    |   |   |     | RW  | #12 |
|------------|----|---|---|-----|-----|-----|
| YEAR       | GP | G | A | PTS | PIM |     |
| 1998-99    | 3  | 0 | 0 | 0   | 6   |     |

- Signed as a free agent on July 16, 1998.

• Traded to NY Rangers for future considerations on May 3, 1999.

| Nick Spaling  |            |           |           |           | C, RW     | #13 |
|---------------|------------|-----------|-----------|-----------|-----------|-----|
| YEAR          | GP         | G         | A         | PTS       | PIM       |     |
| 2009-10       | 28         | 0         | 3         | 3         | 0         |     |
| 2010-11       | 74         | 8         | 6         | 14        | 20        |     |
| 2011-12       | 77         | 10        | 12        | 22        | 18        |     |
| 2012-13       | 47         | 9         | 4         | 13        | 18        |     |
| 2013-14       | 71         | 13        | 19        | 32        | 14        |     |
| <b>TOTALS</b> | <b>297</b> | <b>40</b> | <b>44</b> | <b>84</b> | <b>70</b> |     |

- Selected by Nashville in the second round (58th overall) of the 2007 NHL Entry Draft on June 23, 2007.
- Traded to Pittsburgh along with Patric Hornqvist for James Neal on June 27, 2014.

# TEAM HISTORY & RECORDS

## ALUMNI REGISTER

| Jeremy Stevenson | GP         | LW        | #28      |           |            |
|------------------|------------|-----------|----------|-----------|------------|
| YEAR             | GP         | G         | A        | PTS       | PIM        |
| 2000-01          | 8          | 1         | 0        | 1         | 39         |
| 2001-02          | 4          | 0         | 0        | 0         | 9          |
| 2003-04          | 53         | 5         | 4        | 9         | 103        |
| 2005-06          | 35         | 4         | 3        | 7         | 74         |
| <b>TOTALS</b>    | <b>100</b> | <b>10</b> | <b>7</b> | <b>17</b> | <b>225</b> |

- Signed as a free agent on September 25, 2000.
- Became a free agent on July 1, 2002.
- Claimed on waivers from Minnesota on October 22, 2003.
- Claimed on waivers by Dallas on February 15, 2006.

| Zack Stortini | GP | RW | #21 |     |     |
|---------------|----|----|-----|-----|-----|
| YEAR          | GP | G  | A   | PTS | PIM |
| 2011-12       | 1  | 0  | 0   | 0   | 7   |

- Signed as a free agent on July 5, 2011.
- Became a free agent on July 1, 2012.

| Steve Sullivan | GP                     | LW         | #26        |            |            |
|----------------|------------------------|------------|------------|------------|------------|
| YEAR           | GP                     | G          | A          | PTS        | PIM        |
| 2003-04        | 24                     | 9          | 21         | 30         | 12         |
| 2005-06        | 69                     | 31         | 37         | 68         | 50         |
| 2006-07        | 57                     | 22         | 38         | 60         | 20         |
| 2007-08        | DID NOT PLAY - INJURED |            |            |            |            |
| 2008-09        | 41                     | 11         | 21         | 32         | 30         |
| 2009-10        | 82                     | 17         | 34         | 51         | 35         |
| 2010-11        | 44                     | 10         | 12         | 22         | 28         |
| <b>TOTALS</b>  | <b>317</b>             | <b>100</b> | <b>163</b> | <b>263</b> | <b>175</b> |

- Acquired from Chicago for a second-round selection in the 2004 Entry Draft (Ryan Garlock) and a second-round selection in the 2005 Entry Draft (Michael Blunden) on February 16, 2004.
- Became a free agent on July 1, 2011.

| Alexander Sulzer | GP        | D        | #44, 52  |          |           |
|------------------|-----------|----------|----------|----------|-----------|
| YEAR             | GP        | G        | A        | PTS      | PIM       |
| 2008-09          | 2         | 0        | 0        | 0        | 0         |
| 2009-10          | 20        | 0        | 2        | 2        | 4         |
| 2010-11          | 31        | 1        | 3        | 4        | 14        |
| <b>TOTALS</b>    | <b>53</b> | <b>1</b> | <b>5</b> | <b>6</b> | <b>18</b> |

- Selected by Nashville in the third round (92nd overall) of the 2003 NHL Entry Draft.
- Traded to Florida for a conditional seventh-round selection in the 2012 Entry Draft on February 25, 2011.

| Ryan Suter    | GP         | D         | #20        |            |            |
|---------------|------------|-----------|------------|------------|------------|
| YEAR          | GP         | G         | A          | PTS        | PIM        |
| 2005-06       | 71         | 1         | 15         | 16         | 66         |
| 2006-07       | 82         | 8         | 16         | 24         | 54         |
| 2007-08       | 76         | 7         | 24         | 31         | 71         |
| 2008-09       | 82         | 7         | 38         | 45         | 73         |
| 2009-10       | 82         | 4         | 33         | 37         | 48         |
| 2010-11       | 70         | 4         | 35         | 39         | 54         |
| 2011-12       | 79         | 7         | 39         | 46         | 30         |
| <b>TOTALS</b> | <b>542</b> | <b>38</b> | <b>200</b> | <b>238</b> | <b>396</b> |

- Selected by Nashville in the first round (7th overall) of the 2003 NHL Entry Draft.
- Became a free agent on July 1, 2012.

| Marek Svatos | GP | RW | #40 |     |     |
|--------------|----|----|-----|-----|-----|
| YEAR         | GP | G  | A   | PTS | PIM |
| 2010-11      | 9  | 1  | 2   | 3   | 2   |

- Claimed on waivers from St. Louis on December 29, 2010.
- Claimed on waivers by Ottawa on February 24, 2011.

| Petr Sykora | GP | C | #50 |     |     |
|-------------|----|---|-----|-----|-----|
| YEAR        | GP | G | A   | PTS | PIM |
| 1998-99     | 2  | 0 | 0   | 0   | 0   |

- Acquired from Detroit along with a third-round selection in the 1999 NHL Entry Draft (traded to Edmonton; Edmonton selected Mike Comrie) and a conditional selection in the 1999 NHL Entry Draft (Alexandre Krevsun) for Doug Brown on July 14, 1998.
- Traded to Washington for a third-round selection in the 2003 NHL Entry Draft (Paul Brown) on June 22, 2002.

| Nick Tarnasky | GP | LW | #74 |     |     |
|---------------|----|----|-----|-----|-----|
| YEAR          | GP | G  | A   | PTS | PIM |
| 2008-09       | 11 | 0  | 1   | 1   | 17  |

- Acquired from Tampa Bay for a sixth-round selection in the 2009 Entry Draft (Jaroslav Janus) on September 29, 2008.
- Traded to Florida for forward Wade Belak on November 27, 2008.

| Petr Tenkrat | GP | RW | #15 |     |     |
|--------------|----|----|-----|-----|-----|
| YEAR         | GP | G  | A   | PTS | PIM |
| 2001-02      | 58 | 8  | 16  | 24  | 28  |

- Acquired from Anaheim for Patric Kjellberg on November 1, 2001.
- Claimed by Florida in the 2002 NHL Waiver Draft on October 4, 2002.

| Ryan Thang | GP | RW | #65 |     |     |
|------------|----|----|-----|-----|-----|
| YEAR       | GP | G  | A   | PTS | PIM |
| 2011-12    | 1  | 0  | 0   | 0   | 0   |

- Selected by Nashville in the third round (81st overall) of the 2007 NHL Entry Draft.
- Became a free agent on July 1, 2014.

| Andreas Thuresson | GP        | RW       | #12      |          |          |
|-------------------|-----------|----------|----------|----------|----------|
| YEAR              | GP        | G        | A        | PTS      | PIM      |
| 2009-10           | 22        | 1        | 2        | 3        | 4        |
| 2010-11           | 3         | 0        | 0        | 0        | 2        |
| <b>TOTALS</b>     | <b>25</b> | <b>1</b> | <b>2</b> | <b>3</b> | <b>6</b> |

- Selected by Nashville in the fifth round (144th overall) of the 2007 NHL Entry Draft.
- Traded to NY Rangers for Brodie Dupont on July 2, 2011.

| Kimmo Timonen | GP         | D         | #44        |            |            |
|---------------|------------|-----------|------------|------------|------------|
| YEAR          | GP         | G         | A          | PTS        | PIM        |
| 1998-99       | 50         | 4         | 8          | 12         | 30         |
| 1999-00       | 51         | 8         | 25         | 33         | 26         |
| 2000-01       | 82         | 12        | 13         | 25         | 50         |
| 2001-02       | 82         | 13        | 29         | 42         | 28         |
| 2002-03       | 72         | 6         | 34         | 40         | 46         |
| 2003-04       | 77         | 12        | 32         | 44         | 52         |
| 2005-06       | 79         | 11        | 39         | 50         | 74         |
| 2006-07       | 80         | 13        | 42         | 55         | 42         |
| <b>TOTALS</b> | <b>573</b> | <b>79</b> | <b>222</b> | <b>301</b> | <b>348</b> |

- Acquired from Los Angeles along with Jan Vopat for future considerations on June 26, 1998.
- Traded to Philadelphia along with Scott Hartnell for Nashville's first-round selection in the 2007 NHL Entry Draft (Jonathon Blum) on June 18, 2007.

| Jordin Tootoo | GP         | RW        | #55, 14, 22 |            |            |
|---------------|------------|-----------|-------------|------------|------------|
| YEAR          | GP         | G         | A           | PTS        | PIM        |
| 2003-04       | 70         | 4         | 4           | 8          | 137        |
| 2005-06       | 34         | 4         | 6           | 10         | 55         |
| 2006-07       | 65         | 3         | 6           | 9          | 116        |
| 2007-08       | 63         | 11        | 7           | 18         | 100        |
| 2008-09       | 72         | 4         | 12          | 16         | 124        |
| 2009-10       | 51         | 6         | 10          | 16         | 40         |
| 2010-11       | 54         | 8         | 10          | 18         | 61         |
| 2011-12       | 77         | 6         | 24          | 30         | 92         |
| <b>TOTALS</b> | <b>486</b> | <b>46</b> | <b>79</b>   | <b>125</b> | <b>725</b> |

- Selected by Nashville in the fourth round (98th overall) of the 2001 NHL Entry Draft.
- Became a free agent on July 1, 2012.

| Pascal Trepanier | GP | D | #27 |     |     |
|------------------|----|---|-----|-----|-----|
| YEAR             | GP | G | A   | PTS | PIM |
| 2002-03          | 1  | 0 | 0   | 0   | 0   |

- Signed as a free agent on July 16, 2002.
- Traded to Florida for Wade Flaherty on March 9, 2003.

| Darren Turcotte | GP        | C        | #9       |           |           |
|-----------------|-----------|----------|----------|-----------|-----------|
| YEAR            | GP        | G        | A        | PTS       | PIM       |
| 1998-99         | 40        | 4        | 5        | 9         | 16        |
| 1999-00         | 9         | 0        | 1        | 1         | 4         |
| <b>TOTALS</b>   | <b>49</b> | <b>4</b> | <b>6</b> | <b>10</b> | <b>20</b> |

- Acquired from St. Louis along with St. Louis' highest compensatory pick in the 1999 NHL Entry Draft (traded to Florida; Florida selected Alex Auld) for future considerations on June 26, 1998.
- Retired on March 27, 2000.

| Scottie Upshall | GP        | LW        | #7        |           |           |
|-----------------|-----------|-----------|-----------|-----------|-----------|
| YEAR            | GP        | G         | A         | PTS       | PIM       |
| 2002-03         | 8         | 1         | 0         | 1         | 0         |
| 2003-04         | 7         | 0         | 1         | 1         | 0         |
| 2005-06         | 48        | 8         | 16        | 24        | 34        |
| 2006-07         | 14        | 2         | 1         | 3         | 18        |
| <b>TOTALS</b>   | <b>77</b> | <b>11</b> | <b>18</b> | <b>29</b> | <b>52</b> |

- Selected by Nashville in the first round (52nd overall) of the 2002 NHL Entry Draft.
- Traded to Philadelphia along with Ryan Parent and a first-round (traded to Nashville; Nashville selected Jonathon Blum) and third-round selection (traded to Washington; Washington selected Phil Desimore) in the 2007 NHL Entry Draft for Peter Forsberg on February 15, 2007.



# TEAM HISTORY & RECORDS

## ALUMNI REGISTER

| Rob Valicevic | RW         |           | #12       |           |           |
|---------------|------------|-----------|-----------|-----------|-----------|
| YEAR          | GP         | G         | A         | PTS       | PIM       |
| 1998-99       | 19         | 4         | 2         | 6         | 2         |
| 1999-00       | 80         | 14        | 11        | 25        | 21        |
| 2000-01       | 60         | 8         | 6         | 14        | 26        |
| <b>TOTALS</b> | <b>159</b> | <b>26</b> | <b>19</b> | <b>45</b> | <b>49</b> |

- Signed as a free agent on June 8, 1998.
- Became a free agent on July 1, 2001.

| Josef Vasicek | C  |   | #63 |     |     |
|---------------|----|---|-----|-----|-----|
| YEAR          | GP | G | A   | PTS | PIM |
| 2006-07       | 38 | 4 | 9   | 13  | 29  |

- Acquired from Carolina for Scott Walker on July 18, 2006.
- Traded to Carolina for Eric Belanger on February 9, 2007.

| Vitaly Vishnevski | D  |   | #4 |     |     |
|-------------------|----|---|----|-----|-----|
| YEAR              | GP | G | A  | PTS | PIM |
| 2006-07           | 15 | 0 | 1  | 1   | 10  |

- Acquired from Atlanta for Eric Belanger on February 10, 2007.
- Became a free agent on July 1, 2007.

| Jan Vopat     | D         |          | #5       |           |           |
|---------------|-----------|----------|----------|-----------|-----------|
| YEAR          | GP        | G        | A        | PTS       | PIM       |
| 1998-99       | 55        | 5        | 6        | 11        | 28        |
| 1999-00       | 6         | 0        | 0        | 0         | 6         |
| <b>TOTALS</b> | <b>61</b> | <b>5</b> | <b>6</b> | <b>11</b> | <b>34</b> |

- Acquired from Los Angeles along with Kimmo Timonen for future considerations on June 26, 1998.
- Became a free agent on May 23, 2000.

| Scott Walker  | RW         |           | #24        |            |            |
|---------------|------------|-----------|------------|------------|------------|
| YEAR          | GP         | G         | A          | PTS        | PIM        |
| 1998-99       | 71         | 15        | 25         | 40         | 103        |
| 1999-00       | 69         | 7         | 21         | 28         | 90         |
| 2000-01       | 74         | 25        | 29         | 54         | 66         |
| 2001-02       | 28         | 4         | 5          | 9          | 18         |
| 2002-03       | 60         | 15        | 18         | 33         | 58         |
| 2003-04       | 75         | 25        | 42         | 67         | 94         |
| 2005-06       | 33         | 5         | 11         | 16         | 36         |
| <b>TOTALS</b> | <b>410</b> | <b>96</b> | <b>151</b> | <b>247</b> | <b>465</b> |

- Claimed from Vancouver in the 1998 NHL Expansion Draft on June 26, 1998.
- Traded to Carolina for Josef Vasicek on July 18, 2006.

| Joel Ward     | RW         |           | #29       |           |           |
|---------------|------------|-----------|-----------|-----------|-----------|
| YEAR          | GP         | G         | A         | PTS       | PIM       |
| 2008-09       | 79         | 17        | 18        | 35        | 29        |
| 2009-10       | 71         | 13        | 21        | 34        | 18        |
| 2010-11       | 80         | 10        | 19        | 29        | 42        |
| <b>TOTALS</b> | <b>230</b> | <b>40</b> | <b>58</b> | <b>98</b> | <b>89</b> |

- Signed as a free agent on July 14, 2008.
- Became a free agent on July 1, 2011.

| Todd Warriner | LW |   | #20 |     |     |
|---------------|----|---|-----|-----|-----|
| YEAR          | GP | G | A   | PTS | PIM |
| 2002-03       | 6  | 0 | 1   | 1   | 4   |

- Claimed on waivers from Philadelphia on March 11, 2003.
- Became a free agent on July 1, 2003.

| Mike Watt | LW |   | #19 |     |     |
|-----------|----|---|-----|-----|-----|
| YEAR      | GP | G | A   | PTS | PIM |
| 2000-01   | 18 | 1 | 1   | 2   | 8   |

- Claimed on waivers from NY Islanders on May 23, 2000.
- Traded to Philadelphia for Mikhail Chernov on May 24, 2001.

| Clarke Wilm | C  |   | #10 |     |     |
|-------------|----|---|-----|-----|-----|
| YEAR        | GP | G | A   | PTS | PIM |
| 2002-03     | 82 | 5 | 11  | 16  | 36  |

- Signed as a free agent on July 11, 2002.
- Became a free agent on July 1, 2003.

| Kyle Wilson | C  |   | #28 |     |     |
|-------------|----|---|-----|-----|-----|
| YEAR        | GP | G | A   | PTS | PIM |
| 2011-12     | 5  | 0 | 0   | 0   | 0   |

- Signed as a free agent on July 5, 2011.
- Traded to Tampa Bay along with goaltender Anders Lindback and Nashville's seventh-round selection in the 2012 Entry Draft (Nikita Gusev) for Minnesota (Pontus Aberg) and Philadelphia's (Colton SiSSons) second-round selections in the 2012 Entry Draft, Tampa Bay's third-round selection in the 2013 Entry Draft (Johnathan-Ismael Diaby) and goaltender Sebastien Caron on June 15, 2012.

| Brendan Witt | D  |   | #19 |     |     |
|--------------|----|---|-----|-----|-----|
| YEAR         | GP | G | A   | PTS | PIM |
| 2005-06      | 17 | 0 | 3   | 3   | 68  |

- Acquired from Washington for Kris Beech and a first-round selection in the 2006 NHL Entry Draft (Semyon Varlamov) on March 9, 2006.
- Became a free agent on July 1, 2006.

| Vitaly Yachmenev | LW         |           | #43       |            |           |
|------------------|------------|-----------|-----------|------------|-----------|
| YEAR             | GP         | G         | A         | PTS        | PIM       |
| 1998-99          | 55         | 7         | 10        | 17         | 10        |
| 1999-00          | 68         | 16        | 16        | 32         | 12        |
| 2000-01          | 78         | 15        | 19        | 34         | 10        |
| 2001-02          | 75         | 11        | 16        | 27         | 14        |
| 2002-03          | 62         | 5         | 15        | 20         | 12        |
| <b>TOTALS</b>    | <b>338</b> | <b>54</b> | <b>76</b> | <b>130</b> | <b>58</b> |

- Acquired from Los Angeles for future considerations on July 7, 1998.
- Became a free agent on July 1, 2003.

| Jason York    | D          |          | #27       |           |            |
|---------------|------------|----------|-----------|-----------|------------|
| YEAR          | GP         | G        | A         | PTS       | PIM        |
| 2002-03       | 74         | 4        | 15        | 19        | 52         |
| 2003-04       | 67         | 2        | 13        | 15        | 64         |
| <b>TOTALS</b> | <b>141</b> | <b>6</b> | <b>28</b> | <b>34</b> | <b>116</b> |

- Acquired from Anaheim for future considerations on October 23, 2002.
- Became a free agent on July 1, 2004.

| Brandon Yip   | RW        |          | #18      |           |           |
|---------------|-----------|----------|----------|-----------|-----------|
| YEAR          | GP        | G        | A        | PTS       | PIM       |
| 2011-12       | 25        | 3        | 4        | 7         | 20        |
| 2012-13       | 34        | 3        | 5        | 8         | 26        |
| <b>TOTALS</b> | <b>59</b> | <b>6</b> | <b>9</b> | <b>15</b> | <b>46</b> |

- Claimed on waivers from Colorado on January 19, 2012.
- Became a free agent on July 1, 2013.

| Greg Zanon    | D          |          | #37, 5    |           |            |
|---------------|------------|----------|-----------|-----------|------------|
| YEAR          | GP         | G        | A         | PTS       | PIM        |
| 2005-06       | 4          | 0        | 2         | 2         | 6          |
| 2006-07       | 66         | 3        | 5         | 8         | 32         |
| 2007-08       | 78         | 0        | 5         | 5         | 24         |
| 2008-09       | 82         | 4        | 7         | 11        | 38         |
| <b>TOTALS</b> | <b>230</b> | <b>7</b> | <b>19</b> | <b>26</b> | <b>100</b> |

- Signed as a free agent on July 9, 2004.
- Became a free agent on July 1, 2009.

| Rob Zetterer | D  |   | #2 |     |     |
|--------------|----|---|----|-----|-----|
| YEAR         | GP | G | A  | PTS | PIM |
| 1998-99      | 2  | 0 | 0  | 0   | 2   |

- Claimed from Toronto in the 1998 NHL Expansion Draft on June 26, 1998.
- Became a free agent on July 1, 1999.

| Sergei Zholtok | C  |   | #9 |     |     |
|----------------|----|---|----|-----|-----|
| YEAR           | GP | G | A  | PTS | PIM |
| 2003-04        | 11 | 1 | 1  | 2   | 0   |

- Acquired from Minnesota along with Brad Bombardir for Buffalo's third-round selection (Clayton Stoner) and a fourth-round selection (Patrick Bordeleau) in the 2004 NHL Entry Draft on March 5, 2004.
- Became a free agent on July 1, 2004.

| Marek Zidlicky | D          |           | #3         |            |            |
|----------------|------------|-----------|------------|------------|------------|
| YEAR           | GP         | G         | A          | PTS        | PIM        |
| 2003-04        | 82         | 14        | 39         | 53         | 82         |
| 2005-06        | 67         | 12        | 37         | 49         | 82         |
| 2006-07        | 79         | 4         | 26         | 30         | 72         |
| 2007-08        | 79         | 5         | 38         | 43         | 63         |
| <b>TOTALS</b>  | <b>307</b> | <b>35</b> | <b>140</b> | <b>175</b> | <b>299</b> |

- Acquired from NY Rangers along with Tomas Kloucek and Rem Murray for goaltender Mike Dunham on December 12, 2002.
- Traded to Minnesota for Ryan Jones and a second-round selection in the 2009 NHL Entry Draft (Charles-Olivier Rousell) on July 1, 2008.

# TEAM HISTORY & RECORDS

## ALUMNI REGISTER - GOALTENDERS

### Mark Dekanich

| YEAR    | GP | MINS | GAA  | W | L | T/OT | SO | GA | SA | SV%  |
|---------|----|------|------|---|---|------|----|----|----|------|
| 2010-11 | 1  | 50   | 3.60 | 0 | 0 | 0    | 0  | 3  | 25 | .880 |

- Selected by Nashville in the fifth round (146th overall) of the 2006 NHL Entry Draft.
- Became a free agent on July 1, 2011.

### Mike Dunham

| YEAR          | GP         | MINS         | GAA         | W         | L          | T/OT      | SO       | GA         | SA          | SV%         |
|---------------|------------|--------------|-------------|-----------|------------|-----------|----------|------------|-------------|-------------|
| 1998-99       | 44         | 2472         | 3.08        | 16        | 23         | 3         | 1        | 127        | 1387        | .908        |
| 1999-00       | 52         | 3077         | 2.85        | 19        | 27         | 6         | 0        | 146        | 1584        | .908        |
| 2000-01       | 48         | 2810         | 2.28        | 21        | 21         | 4         | 4        | 107        | 1381        | .923        |
| 2001-02       | 58         | 3316         | 2.61        | 23        | 24         | 9         | 3        | 144        | 1525        | .906        |
| 2002-03       | 15         | 819          | 3.15        | 2         | 9          | 2         | 0        | 43         | 397         | .892        |
| <b>TOTALS</b> | <b>217</b> | <b>12494</b> | <b>2.72</b> | <b>81</b> | <b>104</b> | <b>24</b> | <b>8</b> | <b>567</b> | <b>6274</b> | <b>.910</b> |

- Claimed from New Jersey in the 1998 NHL Expansion Draft on June 26, 1998.
- Traded to the NY Rangers for Rem Murray, Tomas Kloucek and Marek Zidlicky on December 12, 2002.

### Dan Ellis

| YEAR          | GP         | MINS        | GAA         | W         | L         | T/OT     | SO        | GA         | SA          | SV%         |
|---------------|------------|-------------|-------------|-----------|-----------|----------|-----------|------------|-------------|-------------|
| 2007-08       | 44         | 2229        | 2.34        | 23        | 10        | 3        | 6         | 87         | 1147        | .924        |
| 2008-09       | 35         | 1965        | 2.93        | 11        | 19        | 4        | 3         | 96         | 963         | .900        |
| 2009-10       | 31         | 1715        | 2.69        | 15        | 13        | 1        | 1         | 77         | 848         | .909        |
| <b>TOTALS</b> | <b>110</b> | <b>5909</b> | <b>2.64</b> | <b>49</b> | <b>42</b> | <b>8</b> | <b>10</b> | <b>260</b> | <b>2958</b> | <b>.912</b> |

- Signed as a free agent on July 7, 2007.
- Traded to Montreal along with Dustin Boyd for Sergei Kostitsyn on June 29, 2010.

### Devan Dubnyk

| YEAR    | GP | MINS | GAA  | W | L | T/OT | SO | GA | SA | SV%  |
|---------|----|------|------|---|---|------|----|----|----|------|
| 2013-14 | 2  | 124  | 4.35 | 0 | 1 | 1    | 0  | 9  | 60 | .850 |

- Acquired from Edmonton for Matt Hendricks on January 15, 2014.
- Traded to Montreal for future considerations on March 5, 2014.

### Eric Fichaud

| YEAR    | GP | MINS | GAA  | W | L | T/OT | SO | GA | SA  | SV%  |
|---------|----|------|------|---|---|------|----|----|-----|------|
| 1998-99 | 9  | 447  | 3.22 | 0 | 6 | 0    | 0  | 24 | 229 | .895 |

- Acquired from Edmonton along with Drake Berehowsky and Greg de Vries for Mikhail Shtalenkov and Jim Dowd on October 1, 1998.
- Traded to Carolina for Toronto's fourth-round choice in the 1999 NHL Entry Draft (Yevgeny Pavlov) and future considerations on June 26, 1999.

### Brian Finley

| YEAR          | GP       | MINS       | GAA         | W        | L        | T/OT     | SO       | GA        | SA        | SV%         |
|---------------|----------|------------|-------------|----------|----------|----------|----------|-----------|-----------|-------------|
| 2002-03       | 1        | 47         | 3.83        | 0        | 0        | 0        | 0        | 3         | 13        | .769        |
| 2005-06       | 1        | 60         | 7.00        | 0        | 1        | 0        | 0        | 7         | 41        | .829        |
| <b>TOTALS</b> | <b>2</b> | <b>107</b> | <b>5.61</b> | <b>0</b> | <b>1</b> | <b>0</b> | <b>0</b> | <b>10</b> | <b>54</b> | <b>.815</b> |

- Selected by Nashville in the first round (sixth overall) of the 1999 NHL Entry Draft.
- Became a free agent on July 1, 2006.

### Wade Flaherty

| YEAR    | GP | MINS | GAA  | W | L | T/OT | SO | GA | SA | SV%  |
|---------|----|------|------|---|---|------|----|----|----|------|
| 2002-03 | 1  | 51   | 4.71 | 0 | 1 | 0    | 0  | 4  | 27 | .852 |

- Acquired from Florida for Pascal Trepanier on March 9, 2003.
- Became a free agent on July 1, 2004.

### Jan Lasak

| YEAR          | GP       | MINS       | GAA         | W        | L        | T/OT     | SO       | GA        | SA         | SV%         |
|---------------|----------|------------|-------------|----------|----------|----------|----------|-----------|------------|-------------|
| 2001-02       | 3        | 177        | 4.41        | 0        | 3        | 0        | 0        | 13        | 104        | .875        |
| 2002-03       | 3        | 90         | 3.33        | 0        | 1        | 0        | 0        | 5         | 39         | .872        |
| <b>TOTALS</b> | <b>6</b> | <b>267</b> | <b>4.04</b> | <b>0</b> | <b>4</b> | <b>0</b> | <b>0</b> | <b>18</b> | <b>143</b> | <b>.874</b> |

- Selected by Nashville in the second round (65th overall) of the 1999 NHL Entry Draft.
- Became a free agent on July 1, 2004.

### Michael Leighton

| YEAR    | GP | MINS | GAA  | W | L | T/OT | SO | GA | SA | SV%  |
|---------|----|------|------|---|---|------|----|----|----|------|
| 2006-07 | 1  | 20   | 6.00 | 0 | 0 | 0    | 0  | 2  | 10 | .800 |

- Claimed on waivers from Anaheim on November 27, 2006.
- Claimed on waivers by Philadelphia on January 11, 2007.

### Anders Lindback

| YEAR          | GP        | MINS        | GAA         | W         | L         | T/OT     | SO       | GA        | SA         | SV%         |
|---------------|-----------|-------------|-------------|-----------|-----------|----------|----------|-----------|------------|-------------|
| 2010-11       | 22        | 1131        | 2.60        | 11        | 5         | 2        | 2        | 49        | 576        | .915        |
| 2011-12       | 16        | 792         | 2.42        | 5         | 8         | 0        | 0        | 32        | 364        | .912        |
| <b>TOTALS</b> | <b>38</b> | <b>1923</b> | <b>2.53</b> | <b>16</b> | <b>13</b> | <b>2</b> | <b>2</b> | <b>81</b> | <b>940</b> | <b>.914</b> |

- Selected by Nashville in the seventh round (208th overall) of the 2007 Entry Draft.
- Traded to Tampa Bay along with forward Kyle Wilson and Nashville's seventh-round selection in the 2012 Entry Draft (Nikita Gusev) for Minnesota (Pontus Aberg) and Philadelphia's (Colton Sissons) second-round selections in the 2012 Entry Draft, Tampa Bay's third-round selection in the 2013 Entry Draft (Johathan-Ismael Diaby) and goaltender Sebastian Caron on June 15, 2012.

### Chris Mason

| YEAR          | GP         | MINS        | GAA         | W         | L         | T/OT      | SO        | GA         | SA          | SV%         |
|---------------|------------|-------------|-------------|-----------|-----------|-----------|-----------|------------|-------------|-------------|
| 1998-99       | 3          | 69          | 5.22        | 0         | 0         | 0         | 0         | 6          | 44          | .864        |
| 2000-01       | 1          | 59          | 2.03        | 0         | 1         | 0         | 0         | 2          | 20          | .900        |
| 2003-04       | 17         | 744         | 2.18        | 4         | 4         | 1         | 1         | 27         | 365         | .926        |
| 2005-06       | 23         | 1227        | 2.54        | 12        | 5         | 1         | 2         | 52         | 597         | .913        |
| 2006-07       | 40         | 2342        | 2.38        | 24        | 11        | 4         | 5         | 93         | 1244        | .925        |
| 2007-08       | 51         | 2692        | 2.90        | 18        | 22        | 6         | 4         | 130        | 1278        | .898        |
| 2012-13       | 11         | 467         | 3.73        | 1         | 7         | 1         | 0         | 29         | 229         | .873        |
| <b>TOTALS</b> | <b>135</b> | <b>7133</b> | <b>2.61</b> | <b>58</b> | <b>43</b> | <b>12</b> | <b>12</b> | <b>310</b> | <b>3548</b> | <b>.913</b> |

- Acquired from Anaheim along with Marc Moro for Dominic Roussel on October 5, 1998.
- Became a free agent on July 1, 2002.
- Claimed from Florida in the 2003 NHL Waiver Draft on October 3, 2003.
- Traded to St. Louis for NY Rangers' fourth-round selection in the 2008 NHL Entry Draft (traded to NY Rangers; NY Rangers select Dale Weise) on June 20, 2008.
- Signed as a free agent on July 1, 2012.
- Became a free agent on July 1, 2013.

### Tomas Vokoun

| YEAR          | GP         | MINS         | GAA         | W          | L          | T/OT      | SO        | GA         | SA           | SV%         |
|---------------|------------|--------------|-------------|------------|------------|-----------|-----------|------------|--------------|-------------|
| 1998-99       | 37         | 1954         | 2.95        | 12         | 18         | 4         | 1         | 96         | 1041         | .908        |
| 1999-00       | 33         | 1879         | 2.78        | 9          | 20         | 1         | 1         | 87         | 908          | .904        |
| 2000-01       | 37         | 2088         | 2.44        | 13         | 17         | 5         | 2         | 85         | 940          | .910        |
| 2001-02       | 29         | 1471         | 2.69        | 5          | 14         | 4         | 2         | 66         | 678          | .903        |
| 2002-03       | 69         | 3974         | 2.20        | 25         | 31         | 11        | 3         | 146        | 1771         | .918        |
| 2003-04       | 73         | 4221         | 2.53        | 34         | 29         | 10        | 3         | 178        | 1958         | .909        |
| 2005-06       | 61         | 3601         | 2.67        | 36         | 18         | 7         | 4         | 160        | 1984         | .919        |
| 2006-07       | 44         | 2601         | 2.40        | 27         | 12         | 4         | 5         | 104        | 1299         | .920        |
| <b>TOTALS</b> | <b>383</b> | <b>21789</b> | <b>2.54</b> | <b>161</b> | <b>159</b> | <b>46</b> | <b>21</b> | <b>922</b> | <b>10579</b> | <b>.913</b> |

- Claimed from Montreal in the 1998 NHL Expansion Draft on June 26, 1998.
- Traded to Florida for a second-round selection in the 2007 NHL Entry Draft (Nick Spaling) and a first (traded to NY Islanders; NY Islanders selected Joshua Bailey) and second-round selection (traded to NY Islanders; NY Islanders selected Aaron Ness) in the 2008 NHL Entry Draft on June 22, 2007.

# TEAM HISTORY & RECORDS

## OPENING & CLOSING NIGHT RESULTS

### Season Opener Results

| Season        | Season Opener                  | Home Opener                     | Road Opener                   |
|---------------|--------------------------------|---------------------------------|-------------------------------|
| 1998-99       | Florida 1 at Nashville 0       | Florida 1 at Nashville 0        | Nashville 1 at Ottawa 3       |
| 1999-00       | Los Angeles 2 at Nashville 0   | Los Angeles 2 at Nashville 0    | Nashville 3 at Chicago 3 (OT) |
| 2000-01*      | Nashville 1 at Pittsburgh 1    | Pittsburgh 3 at Nashville 1     | Nashville 3 at Pittsburgh 1   |
| 2001-02       | Nashville 1 at Dallas 4        | St. Louis 2 at Nashville 2 (OT) | Nashville 1 at Dallas 4       |
| 2002-03       | Nashville 4 at Washington 5    | Edmonton 3 at Nashville 2       | Nashville 4 at Washington 5   |
| 2003-04       | Anaheim 1 at Nashville 3       | Anaheim 1 at Nashville 3        | Nashville 1 at Chicago 3      |
| 2005-06       | San Jose 2 at Nashville 3      | San Jose 2 at Nashville 3       | Nashville 4 at Colorado 4     |
| 2006-07       | Chicago 8 at Nashville 6       | Chicago 8 at Nashville 6        | Nashville 5 at Minnesota 6    |
| 2007-08       | Colorado 0 at Nashville 4      | Colorado 0 at Nashville 4       | Nashville 1 at St. Louis 4    |
| 2008-09       | Nashville 2 at St. Louis 5     | Dallas 1 at Nashville 3         | Nashville 2 at St. Louis 5    |
| 2009-10       | Nashville 3 at Dallas 2 (SO)   | Colorado 2 at Nashville 3       | Nashville 3 at Dallas 2 (SO)  |
| 2010-11       | Anaheim 1 at Nashville 4       | Anaheim 1 at Nashville 4        | Nashville 3 at Chicago 2      |
| 2011-12       | Nashville 3 at Columbus 2      | Phoenix 5 at Nashville 2        | Nashville 3 at Columbus 2     |
| 2012-13       | Columbus 3 at Nashville 2 (SO) | Columbus 3 at Nashville 2 (SO)  | Nashville 3 at Minnesota 1    |
| 2013-14       | Nashville 2 at St. Louis 4     | Minnesota 2 at Nashville 3      | Nashville 2 at St. Louis 4    |
| <b>TOTALS</b> | <b>GP W L T OTL</b>            | <b>GP W L T OTL</b>             | <b>GP W L T OTL</b>           |
|               | 15 7 7 0 1                     | 15 7 6 1 1                      | 15 6 8 1 0                    |

\* The Predators opened the 2000-01 season with a two-game series against the Pittsburgh Penguins at the Saitama Super Arena outside of Tokyo, Japan. The first game was designated a home game for Pittsburgh and the second game was designated a home game for Nashville.

### Season Closer Results

| Season        | Season Closer                   | Home Closer                     | Road Closer                    |
|---------------|---------------------------------|---------------------------------|--------------------------------|
| 1998-99       | New Jersey 4 at Nashville 1     | New Jersey 4 at Nashville 1     | Nashville 2 at Chicago 4       |
| 1999-00       | Anaheim 5 at Nashville 1        | Anaheim 5 at Nashville 1        | Nashville 2 at Phoenix 3       |
| 2000-01       | Nashville 0 at St. Louis 1      | Calgary 0 at Nashville 4        | Nashville 0 at St. Louis 1     |
| 2001-02       | Nashville 4 at Phoenix 6        | NY Islanders 5 at Nashville 2   | Nashville 4 at Phoenix 6       |
| 2002-03       | Nashville 0 at Dallas 2         | Anaheim 2 at Nashville 1 (OT)   | Nashville 0 at Dallas 2        |
| 2003-04       | Nashville 2 at Colorado 1 (OT)  | St. Louis 4 at Nashville 1      | Nashville 2 at Colorado 1 (OT) |
| 2005-06       | Detroit 3 at Nashville 6        | Detroit 3 at Nashville 6        | Nashville 2 at St. Louis 0     |
| 2006-07       | Nashville 4 at Colorado 2       | St. Louis 1 at Nashville 4      | Nashville 4 at Colorado 2      |
| 2007-08       | Nashville 1 at Chicago 3        | St. Louis 2 at Nashville 3      | Nashville 1 at Chicago 3       |
| 2008-09       | Nashville 4 at Minnesota 8      | Chicago 4 at Nashville 2        | Nashville 4 at Minnesota 8     |
| 2009-10       | St. Louis 1 at Nashville 2 (SO) | St. Louis 1 at Nashville 2 (SO) | Nashville 2 at Phoenix 5       |
| 2010-11       | Nashville 0 at St. Louis 2      | Columbus 1 at Nashville 4       | Nashville 0 at St. Louis 2     |
| 2011-12       | Nashville 6 at Colorado 1       | Dallas 0 at Nashville 2         | Nashville 6 at Colorado 1      |
| 2012-13       | Nashville 1 at Columbus 3       | Calgary 3 at Nashville 4        | Nashville 1 at Columbus 3      |
| 2013-14       | Nashville 7 at Minnesota 3      | Chicago 5 at Nashville 7        | Nashville 7 at Minnesota 3     |
| <b>TOTALS</b> | <b>GP W L T OTL</b>             | <b>GP W L T OTL</b>             | <b>GP W L T OTL</b>            |
|               | 15 6 9 0 0                      | 15 9 5 0 1                      | 15 5 10 0 0                    |



# TEAM HISTORY & RECORDS

## FRANCHISE TIMELINE

**December 18, 1996:** The \$160 million Nashville Arena (now known as Bridgestone Arena) opened with *Amy Grant's Tennessee Christmas*.

**June 25, 1997:** Leipold Hockey Holdings, LLC was granted a conditional franchise by the NHL Board of Governors.

**July 1, 1997:** Jack Diller was named first president of the Nashville Predators.

**July 9, 1997:** David Poile was named first general manager in franchise history.

**August 6, 1997:** Barry Trotz was named as Nashville's first head coach and Paul Gardner was named assistant coach.

**September 25, 1997:** Craig Leipold and Jack Diller unveiled the saber-toothed tiger logo at the downtown First American building (now known as the Regions Center), the site of a saber-toothed tiger discovery in August, 1971.

**September 27, 1997:** *The Ice Breaker Bash* kicked off season ticket sales at Bridgestone Arena and attracted over 12,000 hockey fans for three hours of hockey demonstrations, displays and interactive games.

**November 13, 1997:** Craig Leipold and Jack Diller unveiled "Predators" as Nashville's name (as selected by fans) at the Wildhorse Saloon in front of inaugural season ticketholders and fans.

**February 12, 1998:** Head Coach Barry Trotz and Assistant Coach Paul Gardner unveiled the Predators' inaugural home and away jerseys in front of 2,000 fans at Cool Springs Galleria.

**May 4, 1998:** The National Hockey League officially announced the Nashville Predators as the 27th franchise in league history.

**June 19, 1998:** Brent Peterson was named as an assistant coach.

**June 26, 1998:** The Predators selected 26 players in the NHL Expansion Draft.

**June 27, 1998:** The Nashville Predators became the 27th NHL team to participate in the NHL Entry Draft. The Predators selected David Legwand with the second overall pick.

**July 6, 1998:** Nashville signed free agent Tom Fitzgerald and named him the first captain in franchise history.

**October 10, 1998:** The Nashville Predators hosted the franchise's first NHL game vs. the Florida Panthers. In front of a sellout crowd of 17,298, Ray Whitney scored the only goal of the 1-0 game and the Panthers' Kirk McLean earned the shutout.

**October 13, 1998:** The Nashville Predators defeated the Carolina Hurricanes 3-2 to net the first victory in franchise history. Andrew Brunette notched the first goal in franchise history at 5:12 in the first period.

**January 24, 1999:** Sergei Krivokrasov became the first Predator to appear in an NHL All-Star Game. He played for the World All-Stars in the game played at Tampa Bay's Ice Palace.

**February 1, 1999:** The Predators opened their practice facility at Centennial Sportsplex.

**April 17, 1999:** The Nashville Predators closed out their inaugural season with a 4-3 loss to the New Jersey Devils. The Predators drew a total of 664,000 (16,202, 94 percent capacity) and amassed a 28-47-7 record.

**October 7-8, 2000:** The Predators opened the 2000-01 season with a two-game series against the Pittsburgh Penguins at the Saitama Super Arena outside of Tokyo, Japan. Both games finished with a score of 3-1, with the Predators winning the first and the Penguins the second. The two games drew the two largest crowds ever to witness hockey games in Japan (13,849 for the first game, 13,426 for the second).

**March 23, 2001:** General Manager David Poile was one of three recipients of the 2001 Lester Patrick Award, an honor presented annually "for outstanding service to hockey in the United States."

**November 21, 2001:** The Predators unveiled an alternate jersey. The gold sweater featured an animated saber-toothed tiger logo on the crest and a pair of tiger skulls on the shoulders, and was worn through the 2006-07 season.

**October 8, 2002:** Greg Johnson was named the second captain in team history. Scott Walker also wore the "C" on an interim basis (January 12-27) for Nashville in 2002-03.

**June 21-22, 2003:** The Nashville Predators hosted the 2003 NHL Entry Draft at Bridgestone Arena and made 13 picks overall, including eight of the first 98 players selected in what has become known as the top-producing draft in NHL history. More than 13,000 fans attended the two-day event which had an estimated economic impact of nearly \$10 million on Middle Tennessee.

**April 3, 2004:** On the second-to-last day of the 2003-04 regular season, a loss by the Edmonton Oilers clinched the Predators' first-ever berth in the NHL Stanley Cup Playoffs.

**April 7, 2004:** The Predators headed to Detroit to take on the top-seeded Red Wings in the franchise's first playoff game. Despite a goal off the stick of Adam Hall only 16 seconds into the game, Detroit held on for a 3-1 win.

# TEAM HISTORY & RECORDS

## FRANCHISE TIMELINE

**April 11, 2004:** In the first home playoff game in team history, the Predators earned their first playoff victory, a 3-1 decision over Detroit.

**August 5, 2005:** The Predators announced the signing of free-agent forward Paul Kariya, the first First-Team NHL All-Star to sign with Nashville.

**October 5, 2005:** After nearly 18 months of inactivity, the Predators returned to NHL action with a 3-2 victory over the San Jose Sharks in front of a capacity crowd at Bridgestone Arena.

**October 8, 2005:** In their second game of the 2005-06 season, the Predators won their first shootout, a 3-2 victory over Anaheim. Paul Kariya scored the game-deciding shootout goal against his former team.

**March 18, 2006:** Nashville defeated Calgary 9-4 at Bridgestone Arena for its 40th win of the 2005-06 season, the first 40-win season in franchise history. The Predators ended the season with a record of 49-25-8 and led the NHL with 32 home wins.

**April 18, 2006:** Paul Kariya netted a hat trick as part of a four-point game in Nashville's 6-3 win over Detroit in the team's 2005-06 regular-season finale. Kariya finished the season with 31 goals and 85 points, the latter being a franchise record. Steve Sullivan also netted 31 goals, and he and Kariya became the first Predators to score 30 or more goals in a season.

**January 24, 2007:** Kimmo Timonen represented Nashville in the 55th NHL All-Star Game in Dallas, while head coach Barry Trotz served as an assistant coach for the Western Conference in the Game.

**February 15, 2007:** The Predators acquired legendary center Peter Forsberg from the Philadelphia Flyers for the 2007 stretch run.

**April 5, 2007:** With a 4-1 win over the St. Louis Blues, Nashville hit the 50-win mark for the first time in franchise history. The club would end the 2006-07 regular season with a record of 51-23-8 for a franchise-record 110 points.

**May 22, 2007:** *The Sporting News* announces its 2006-07 awards and Predators GM David Poile was named NHL Executive of the Year and Head Coach Barry Trotz was named Coach of the Year. Both honors were determined by a vote of their peers.

**August 1, 2007:** Nashville owner Craig Leipold announced the signing of a letter of intent to sell the Nashville Predators and Powers Management to a local ownership group led by David Freeman, CEO of 36 Venture Capital.

**September 12, 2007:** Jason Arnott is named the fourth captain in franchise history.

**November 29, 2007:** The National Hockey League's Board of Governors approved the proposed sale of the Nashville Predators to Predators Holdings LLC.

**December 1, 2007:** David Legwand notched three points (1g-2a) in the third period of a 5-4 shootout win at Montreal. His first point (a goal) was the 302nd of his NHL career, moving him past Kimmo Timonen into sole possession of first place on the franchise's all-time scoring list.

**December 7, 2007:** Predators Holdings LLC, completed its purchase of the Nashville Predators and Powers Management (the company that operates Bridgestone Arena) for \$193 million from Craig Leipold and took over the day-to-day operation of the Predators and Bridgestone Arena.

**December 11, 2007:** The Predators' new ownership group, led by Chairman David Freeman, introduced Ed Lang as the organization's President of Business Operations and David Poile as President of Hockey Operations/General Manager.

**January 27, 2008:** Captain Jason Arnott represented Nashville in the 56th NHL All-Star Game in Atlanta, becoming the fourth Predator to represent the club in the game.

**January 25, 2009:** Defenseman Shea Weber became the first Predators draft pick to represent the club in an All-Star Game.

**June 18, 2009:** Steve Sullivan becomes Nashville's first NHL award recipient, winning the Bill Masterton Trophy, given to the player who "best exemplifies the qualities of perseverance, sportsmanship and dedication to hockey." Sullivan returned on Jan. 10, 2009 from a 23-month absence due to injury.

**February 23, 2010:** The Predators and Bridgestone Americas, Inc. announced a multi-year naming rights and marketing partnership for team's venue, naming it Bridgestone Arena.

**February 28, 2010:** Nashville defensemen Shea Weber (Canada) and Ryan Suter (United States) clash in the Gold Medal Game of the 2010 Vancouver Olympics. Weber's Canadian squad claims gold with a 3-2 overtime victory, with Suter earning silver while logging a game-high 31:31 of ice time. Weber is named to the Olympic All-Tournament Team.

**March 1, 2010:** The Predators ownership group announced a change in the leadership of its board of directors, as Tom Cigarran became the club's new chairman, replacing David Freeman who stepped down as chairman after serving three years in this role.

**April 16, 2010:** Led by two tallies from J-P Dumont, the Predators scored four straight third-period goals to claim a 4-1 victory over Chicago in Game One of the teams' Western Conference Quarterfinal Series. It is the first road playoff win in franchise history.



# TEAM HISTORY & RECORDS

## FRANCHISE TIMELINE

**April 28, 2010:** Predators Head Coach Barry Trotz is named a finalist for the Jack Adams Award, given annually to the NHL's top coach. It is the second time in franchise history someone from the organization is nominated for an NHL Award. One week later, General Manager David Poile is revealed as one of three finalists for the inaugural GM of the Year Award.

**July 8, 2010:** Shea Weber is named the fifth captain in franchise history.

**August 10, 2010:** Predators appoint senior management team with addition of Jeff Cogen as CEO and Sean Henry as President and COO.

**January 30, 2011:** Captain Shea Weber participates in his second straight All-Star Game, forming a pairing with future Hall-of-Famer Nicklas Lidstrom to post a +6 rating while racking up four assists, becoming just the second defenseman in All-Star Game history to amass four helpers.

**February 10, 2011:** The Predators acquire center Mike Fisher from the Ottawa Senators for two draft picks. He would post eight points in the club's final seven regular-season contests to secure a playoff berth, then lead the team with six points in six games during their first playoff series victory in franchise history.

**February 26, 2011:** Brentwood, Tenn., native and Predators 2006 second-round pick Blake Geoffrion makes his NHL debut, becoming the first Tennessee native, and first fourth-generation NHLer to appear in the League. He scored his first goal two games later at Edmonton, and became youngest player in franchise history to notch a hat trick in his 11th career game on March 20 at Buffalo.

**April 20, 2011:** General Manager David Poile is the first of four in the organization to earn a nomination for the 2011 NHL Awards, becoming the finalist for the GM of the Year Award in each of its first two years of existence. Two days later, Pekka Rinne is nominated for the Vezina Trophy, followed by Shea Weber being named a finalist for the Norris Trophy three days later. Head Coach Barry Trotz caps the parade to Las Vegas with his second straight Jack Adams nomination four days later, giving Nashville the second-most nominees at the Awards show.

**April 22, 2011:** Nashville's spring of "firsts" begins as Jerred Smithson scores at 1:57 of extra time to lift the Predators to a 4-3 victory at the Honda Center in Anaheim. It was the Predators' first playoff overtime victory, first Game Five victory and first time winning three games in a playoff year. Two nights later in Game Six, the Predators would top the Ducks 4-2 at Bridgestone Arena to win their first playoff series in franchise history.

**April 30, 2011:** Predators rookie forward Matt Halischuk ends the longest game in franchise history at 14:51 of double overtime, putting a shot over Vancouver goaltender Roberto Luongo's glove for a 2-1 win at Rogers Arena. The win tied the series at one game apiece.

**May 3, 2011:** The Nashville Predators play their first game in the month of May before a sellout crowd of 17,113 at Bridgestone Arena.

**November 3, 2011:** On his 29th birthday, goaltender Pekka Rinne signs a seven-year, \$49 million contract, then proceeded to shut out the Phoenix Coyotes that night, stopping 35 shots in a 3-0 victory.

**November 12, 2011:** The franchise plays its 1,000th regular season game against the Montreal Canadiens. David Poile became the first general manager in NHL history to record 1,000 games with two separate franchises (Washington from 1982-97) while Barry Trotz became just the fourth coach to spend 1,000 games behind the bench of a single franchise.

**December 15, 2011:** The Nashville Predators/Bridgestone Arena and Bridgestone Americas, Inc. announced a five-year extension on the naming rights for Bridgestone Arena, keeping the Bridgestone brand name on Nashville's downtown arena through 2019.

**January 29, 2012:** The defensive duo of Shea Weber and Ryan Suter represent the Predators at the 2012 All-Star Game, marking the second time in franchise history that two players have been named to the game. It is Weber's third consecutive All-Star Weekend appearance.

**March 22, 2012:** The Nashville Predators announced the results of a study that found the team and Bridgestone Arena generate an annual economic impact of approximately \$410 million and support more than 2,350 jobs annually.

**March 30, 2012:** Nashville recorded the 500th regular season victory in club history with a 4-1 victory over the Detroit Red Wings at Joe Louis Arena. The Predators hit the milestone in 1,062 games, the fewest in the post-1990 expansion era. David Poile became the first GM to guide two separate clubs to 500 wins, and Barry Trotz became just the fifth bench boss to post 500 wins with a single team.

**April 5, 2012:** The Predators round out the home portion of their 2011-12 schedule with their 25th sellout of the season, setting a franchise record for sellouts in a single campaign. The team filled Bridgestone Arena to 97.5 percent capacity (16,691 per game), also a franchise best.

**April 20, 2012:** With a 2-1 victory at Bridgestone Arena, the Predators eliminate the Detroit Red Wings in five games of their Western Conference Quarterfinal Series. Not only is it the shortest series victory in franchise record, but marks the first postseason win over the team long looked to as toast of the Central Division. It also made the Predators the only team in the Western Conference to advance to the second round in both 2011 and 2012.



# TEAM HISTORY & RECORDS

## FRANCHISE TIMELINE

**June 20, 2012:** For the second consecutive season, four members of the organization are finalists at the NHL Awards in Las Vegas. Mike Fisher became the second award winner in franchise history, earning the NHL Foundation Award which recognizes an NHL player who applies the core values of hockey - commitment, perseverance and teamwork - to enrich the lives of people in his community. Both Pekka Rinne (Vezina) and Shea Weber (Norris) are finalist for awards given to the top players at their respective positions for the second straight year, while David Poile is nominated for the GM of the Year Award for the third straight campaign.

**July 24, 2012:** The Predators matched the 14-year, \$110 million offer sheet to captain Shea Weber, in a decision described as most important hockey transaction in franchise history. It was the second largest contract in NHL history.

**March 28, 2013:** The Predators sell out Bridgestone Arena for the 29th consecutive time, establishing a franchise record for consecutive sellouts. The Preds finished the 2012-13 season by filling Bridgestone Arena to capacity 20 times in 24 home games, with an average attendance of 16,974 (99.2 percent), highest in franchise history.

**April 23, 2013:** The Nashville Predators announce the formation of the Nashville Predators Alumni Association.

**May 21, 2013:** Phil Housley the all time leading scorer among U.S.-born NHL defensemen is named an assistant coach.

**January 9, 2014:** Bridgestone Arena officially opened the SoBro entrance at the corner of Fifth Avenue and Demonbreun, one of several stages of renovations done to continually improve patrons' experiences in the building. The SoBro entrance is home to Tavern '96, Bridgestone Arena's first outside accessible restaurant featuring indoor and outdoor seating, food and more than 60 beer options.

**March 1, 2014:** Spearheaded by the generosity of Predators Captain Shea Weber and goaltender Pekka Rinne, the Predators Foundation announced the rebranding of the Nashville Predators Pediatric Cancer Fund at Monroe Carell Jr. Children's Hospital at Vanderbilt to the 365 Pediatric Cancer Fund. As part of the 365 Fund, Weber and Rinne purchased two suites at Bridgestone Arena and will host patients and families from the Monroe Carell Jr. Children's Hospital.

**April 10, 2014:** The Nashville Predators and Scott Hamilton announce the formation of the Scott Hamilton Skating Academy at the Ford Ice Center. Hamilton will serve as active principal in the Academy, helping develop the curriculum for learn-to-skate and figure skating programs.

**May 6, 2014:** Peter Laviolette, a Stanley Cup winner with the Carolina Hurricanes in 2006, is named the franchise's second head coach. Kevin McCarthy also joins the organization as an assistant coach.

**May 7, 2014:** The Nashville Predators Foundation's philanthropic pursuits reached new heights with the largest grant allocation in the organization's history, with the largest grant allocation in the organization's history with 114 grants totaling \$410,652 distributed to area charities. The Predators Foundation has awarded more than \$4 million since its 1998 inception.

**September 12, 2014:** Ten months after the Nashville Predators and Metro Nashville Government broke ground on the new recreation center and ice rink development at Global Mall at the Crossings in Antioch, Tennessee, Ford Ice Center celebrated its grand opening. Ford Ice Center, named in partnership with the Mid-South Ford Dealers, is a component of a public-private partnership between the Nashville Predators and Metro to help continue the growth of hockey and all forms of recreational ice skating in Middle Tennessee.

# TEAM HISTORY & RECORDS

## ALL-TIME TRADES & ACQUISITIONS

|                         |   |                          |   |
|-------------------------|---|--------------------------|---|
| <b>June 1, 1998:</b>    | Acquired forward Marian Cisar from Los Angeles for future considerations.   | <b>August 26, 1998:</b>  | Signed free-agent defenseman Shannon Finn and Kaj Linna.  |
| <b>June 4, 1998:</b>    | Signed free-agent defenseman Jayson More.   | <b>October 1, 1998:</b>  | Acquired defensemen Drake Berehowsky and Greg de Vries and goaltender Eric Fichaud from Edmonton for forward Jim Dowd and goaltender Mikhail Shtalenkov.  |
| <b>June 8, 1998:</b>    | Signed free-agent forward Rob Valicevic.  | <b>October 5, 1998:</b>  | Acquired defenseman Marc Moro and goaltender Chris Mason from Anaheim for goaltender Dominic Roussel. Claimed forward Zdeno Ciger from Edmonton in the 1998 NHL Waiver Draft.   |
| <b>June 11, 1998:</b>   | Signed free-agent forward Mark Mowers.  | <b>October 12, 1998:</b> | Signed free-agent defenseman Jeff Kealty.   |
| <b>June 26, 1998:</b>   | Selected 26 players in the NHL Expansion Draft: Chris Armstrong (FLA), Blair Atcheynum (STL), Joel Bouchard (CGY), Bob Boughner (BUF), Paul Brousseau (TB), Doug Brown (DET), Andrew Brunette (WSH), Frederic Chabot (L.A.), Patrick Cote (DAL), J.J. Daigneault (NYI), Jeff Daniels (CAR), Craig Darby (PHI), Mike Dunham (N.J.), Doug Friedman (EDM), Tony Hrkac (PIT), Al Iafrate (S.J.), Greg Johnson (CHI), Uwe Krupp (COL), Denny Lambert (OTT), Mike Richter (NYR), Mikhail Shtalenkov (ANA), John Slaney (PHX), Mike Sullivan (BOS), Tomas Vokoun (MTL), Scott Walker (VAN) and Rob Zetterler (TOR). Acquired forward Darren Turcotte and St. Louis' highest compensatory selection in the 1999 NHL Entry Draft (traded to Florida; Florida selected Alex Auld) from St. Louis for future considerations. Acquired goaltender Dominic Roussel and defenseman Jeff Staples from Philadelphia for a seventh-round selection in the 1998 NHL Entry Draft (Cam Ondrik). Acquired defensemen Jan Vopat and Kimmo Timonen from Los Angeles for future considerations. Acquired forward Sergei Krivokrasov from Chicago for future considerations. Acquired forward Jim Dowd from Calgary for future considerations. Acquired forward Ville Peltonen from San Jose for a fifth-round selection in the 1998 NHL Entry Draft (traded to Phoenix; Phoenix selected Josh Blackburn). Acquired forward Sebastien Bordeleau from Montreal for future considerations. Acquired a fifth-round selection in the 1998 NHL Entry Draft (Martin Beauchesne) from Colorado for future considerations. | <b>October 25, 1998:</b> | Acquired a third-round selection in the 1999 Entry Draft (traded to Colorado; Colorado selected Branko Radivojevic) from Colorado for defenseman Greg de Vries.   |
| <b>June 27, 1998:</b>   | Acquired a first-round (David Legwand) and third-round selection (Geoff Koch) in the 1998 NHL Entry Draft from San Jose for a first-round (Brad Stuart) and second-round selection (Jonathan Cheechoo) in the 1998 NHL Entry Draft. Selected forwards Denis Arhipov, Martin Bartek, Craig Brunel, Geoff Koch and David Legwand and defensemen Martin Beauchesne, Kent Sauer and Karlis Skrastins in the 1998 NHL Entry Draft. Signed free-agent forward Patric Kjellberg.   | <b>October 28, 1998:</b> | Signed free-agent forward Bobby Russell.  |
| <b>June 30, 1998:</b>   | Acquired a seventh-round selection in the 1999 NHL Entry Draft (Kyle Kettles) from Phoenix for forward Mike Sullivan.   | <b>October 31, 1998:</b> | Acquired forward Cliff Ronning and defenseman Richard Lintner from Phoenix for future considerations.   |
| <b>July 6, 1998:</b>    | Signed free-agent forward Tom Fitzgerald.   | <b>January 13, 1999:</b> | Traded defenseman J.J. Daigneault to Phoenix for future considerations.   |
| <b>July 7, 1998:</b>    | Acquired forward Vitali Yachmenev from Los Angeles for future considerations.   | <b>January 26, 1999:</b> | Acquired defenseman Sergei Klimentiev from Philadelphia for future considerations.  |
| <b>July 9, 1998:</b>    | Signed free-agent forward David Gosselin. Traded forward Tony Hrkac to Dallas for future considerations.  | <b>March 12, 1999:</b>   | Claimed defenseman Dan Keczer on waivers from Dallas.   |
| <b>July 13, 1998:</b>   | Signed free-agent forward Matt Henderson.   | <b>March 23, 1999:</b>   | Acquired a sixth-round selection in the 2000 NHL Entry Draft (Zbynek Irgl) from St. Louis for forward Blair Atcheynum.  |
| <b>July 14, 1998:</b>   | Acquired forward Petr Sykora, a third-round selection in the 1999 NHL Entry Draft (traded to Edmonton; Edmonton selected Mike Comrie) and a conditional selection in the 1999 NHL Entry Draft (Alexandre Krevsun) from Detroit for forward Doug Brown.  | <b>April 19, 1999:</b>   | Acquired defenseman Bubba Berenzweig from the New York Islanders for a fourth-round selection in the 1999 NHL Entry Draft (Johan Halvarsson).   |
| <b>July 16, 1998:</b>   | Signed free-agent forward Brad Smyth.   | <b>May 3, 1999:</b>      | Traded forward Brad Smyth to the New York Rangers for future considerations.  |
| <b>July 20, 1998:</b>   | Goaltender Frederic Chabot claimed on waivers by Los Angeles.   | <b>May 4, 1999:</b>      | Signed free-agent forward Danny Riva.   |
| <b>August 6, 1998:</b>  | Signed free-agent defenseman Jamie Heward.  | <b>June 17, 1999:</b>    | Signed free-agent defenseman Jayme Filipowicz.  |
| <b>August 19, 1998:</b> | Signed free-agent forward Jeff Nelson.  | <b>June 21, 1999:</b>    | Acquired a conditional selection in the 2000 NHL Entry Draft (Matt Hendricks) from Atlanta for forward Andrew Brunette.   |
|                         |   | <b>June 22, 1999:</b>    | Traded forward Jeff Nelson to Washington for future considerations.   |
|                         |   | <b>June 26, 1999:</b>    | Acquired Toronto's fourth-round selection in the 1999 NHL Entry Draft (Yevgeny Pavlov) and future considerations from Carolina for goaltender Eric Fichaud. Acquired forward Phil Crowe from Atlanta for future considerations. Acquired defenseman Craig Millar from Edmonton for Detroit's third-round selection in the 1999 NHL Entry Draft (Mike Comrie). Acquired a second-round selection in the 1999 NHL Entry Draft (traded to Colorado; Colorado selected Martin Grenier) and a third-round selection in the 2000 NHL Entry Draft (Libor Pivko) from Florida for a second-round selection in the 1999 NHL Entry Draft (Alex Auld). Acquired two second-round selections in the 1999 NHL Entry Draft (Adam Hall, Andrew Hutchinson) from Colorado for a second-round selection (Martin Grenier) and a third-round selection (Branko Radivojevic) in the 1999 NHL Entry Draft. Selected forwards Jonas Andersson, Martin Erat, Adam Hall, Darren Haydar, Alexandre Krevsun, Konstantin Panov, Yevgeny Pavlov, defensemen Brett Angel, Miroslav Durak, Ed Hill, Timo Helbling and Andrew Hutchinson and goaltenders Brian Finley, Kyle Kettles and Jan Lasak in the 1999 NHL Entry Draft. |
|                         |   | <b>July 26, 1999:</b>    | Signed free-agent forward Brent Peterson and free-agent defenseman Alexandre Boikov.  |

# TEAM HISTORY & RECORDS

## ALL-TIME TRADES & ACQUISITIONS

- August 10, 1999:** Signed free-agent forward Steve Washburn and free-agent goaltender Corey Hirsch.
- August 16, 1999:** Acquired forward Randy Robitaille from Atlanta for forward Denny Lambert.
- September 27, 1999:** Acquired forward Paul Healey from Philadelphia for forward Matt Henderson.
- October 2, 1999:** Signed free-agent forward Jason Dawe.
- November 10, 1999:** Claimed defenseman Bill Houlder on waivers from Tampa Bay.
- November 16, 1999:** Acquired a conditional selection in the 2001 NHL Entry Draft from Philadelphia for forward Steve Washburn.
- January 20, 2000:** Claimed forward Niklas Andersson on waivers from the New York Islanders.
- February 2, 2000:** Acquired defenseman Stewart Malgunas from Washington for a conditional selection in the 2001 NHL Draft. Acquired defenseman John Namestnikov from the New York Rangers for forward Jason Dawe.
- February 6, 2000:** Defenseman Stewart Malgunas claimed on waivers by Calgary.
- February 9, 2000:** Acquired defenseman Rory Fitzpatrick from St. Louis for defenseman Dan Kecmer.
- February 14, 2000:** Acquired forward Eric Bertrand from Philadelphia for future considerations.
- February 19, 2000:** Forward Niklas Andersson claimed on waivers by the New York Islanders.
- March 13, 2000:** Acquired defenseman Pavel Skrbek from Pittsburgh for defenseman Bob Boughner.
- March 14, 2000:** Defenseman Joel Bouchard claimed on waivers by Dallas. Acquired forward Petr Sahl from the New York Islanders for a ninth-round selection in the 2000 Entry Draft (Tomi Pettinen). Acquired defenseman Cale Hulse and a third-round selection in the 2001 Entry Draft (Denis Platonov) from Calgary for forward Sergei Krivokrasov. Traded goaltender Corey Hirsch to Anaheim for future considerations.
- March 27, 2000:** Forward Darren Turcotte announced his retirement. Signed free-agent forward Greg Classen.
- May 1, 2000:** Signed free-agent forward Ryan Tobler.
- May 23, 2000:** Claimed forwards Sean Hagerty and Mike Watt on waivers from the New York Islanders.
- June 12, 2000:** Acquired a fifth-round selection in the 2000 NHL Entry Draft (Matt Koalska) from Edmonton for forward Patrick Cote.
- June 24-25, 2000:** Acquired a third-round selection in the 2001 NHL Entry Draft (traded to Philadelphia; Philadelphia selected Patrick Sharp) from Detroit for a fourth-round selection in the 2000 NHL Entry Draft (Stefan Liv). Selected forwards Scott Hartnell, Matt Hendricks, Zbynek Irgl, Matt Koalska, Libor Pivko and Daniel Widing, defensemen Mats Christeen, Tomas Harant, Martin Hohenner, Mattias Nilsson and Mike Stuart and goaltender Jure Penko in the 2000 NHL Entry Draft.
- August 15, 2000:** Signed free-agent forward Brantt Myhres.
- Sept. 25, 2000:** Signed free-agent forward Jeremy Stevenson. Acquired defenseman Alexei Vasiliev from the New York Rangers for a conditional draft selection.
- Sept. 29, 2000:** Acquired defenseman Mark Eaton from Philadelphia for Detroit's third-round selection in the 2001 NHL Entry Draft (Patrick Sharp). Forward Zdeno Ciger claimed by Minnesota in the 2000 NHL Waiver Draft.
- October 25, 2000:** Defenseman Craig Millar claimed on waivers by Tampa Bay.
- January 2, 2001:** Claimed defenseman Robert Schnabel on waivers from Phoenix.
- January 12, 2001:** Traded defenseman Rory Fitzpatrick to Edmonton for future considerations.
- February 1, 2001:** Traded forward Brantt Myhres to Washington for future considerations.
- March 7, 2001:** Acquired defenseman Bert Robertsson from the New York Rangers for forward Ryan Tobler.
- March 9, 2001:** Acquired Atlanta's second-round selection in the 2001 NHL Entry Draft (Timofei Shishkanov) from Vancouver for defenseman Drake Berehowsky.
- March 13, 2001:** Forward Sebastien Bordeleau claimed on waivers by St. Louis.
- May 2, 2001:** Signed free-agent forward Bryan Lundbohm.
- May 24, 2001:** Acquired defenseman Mikhail Chernov from Philadelphia for forward Mike Watt.
- June 1, 2001:** Signed free-agent forward Vladimir Orszagh. Claimed forward Bill Bowler on waivers from Columbus.
- June 19, 2001:** Claimed forward Yves Sarault on waivers from Atlanta.
- June 23-24, 2001:** Acquired a fourth-round selection in the 2001 NHL Entry Draft (Jordin Tootoo) from Philadelphia for a fourth-round (traded to Carolina; Carolina selected Rob Zepp), a fifth-round (Jussi Timonen) and a seventh-round (Thierry Douville) selection in the 2001 NHL Entry Draft. Selected forwards Gustav Grabsberg, Denis Platonov, Oliver Setzinger, Timofei Shishkanov and Jordin Tootoo and defensemen Dan Hamhuis, Anton Lavrentiev, Mikko Lehtonen and Tomas Slovak in the 2001 NHL Entry Draft.
- July 2, 2001:** Signed free-agent forward Stu Grimson.
- July 31, 2001:** Acquired defenseman Andy Delmore from Philadelphia for a third-round selection in the 2002 NHL Entry Draft (traded to Phoenix; Phoenix selected Joe Callahan).
- August 8, 2001:** Signed free-agent forward Erik Anderson and free-agent defenseman Rich Brennan.
- October 9, 2001:** Acquired forward Nathan Perrott from Chicago for a conditional selection in the 2003 NHL Entry Draft.
- November 1, 2001:** Acquired forward Petr Tenkrat from Anaheim for forward Patric Kjellberg.
- December 4, 2001:** Acquired forward Jay Legault from Anaheim for defenseman Bert Robertsson.
- December 18, 2001:** Acquired defenseman Brett Hauer from Los Angeles for defenseman Rich Brennan.
- January 11, 2002:** Acquired forward Petr Hubacek and defenseman Jason Beckett from Philadelphia for forward Yves Sarault and a conditional selection in the 2003 NHL Entry Draft.
- January 30, 2002:** Claimed forward Reid Simpson on waivers from Montreal.

# TEAM HISTORY & RECORDS

## ALL-TIME TRADES & ACQUISITIONS

- February 6, 2002:** Acquired forward Steve Dubinsky from Chicago for future considerations.
- March 1, 2002:** Acquired defenseman D.J. Smith and Marty Wilford from Toronto for defenseman Marc Moro. Acquired a conditional draft selection (Matt Davis) from Colorado for defenseman D.J. Smith.
- March 13, 2002:** Acquired a fourth-round selection in the 2003 NHL Entry Draft (traded to Anaheim; Anaheim selected Nathan Saunders) and future considerations from Chicago for forward Tom Fitzgerald.
- March 16, 2002:** Acquired defenseman Jere Karalahti and a conditional selection in the 2003 NHL Entry Draft (Teemu Lassila) from Los Angeles for forward Cliff Ronning.
- March 17, 2002:** Acquired forward Jukka Hentunen from Calgary for a conditional selection in the 2003 NHL Entry Draft.
- March 19, 2002:** Acquired defenseman Peter Smrek from the New York Rangers for defenseman Richard Lintner.
- May 6, 2002:** Signed free-agent forward Vernon Fiddler.
- May 15, 2002:** Acquired forward Steve Parsons from Pittsburgh for future considerations.
- June 22-23, 2002:** Acquired a third-round selection in the 2002 NHL Entry Draft (traded to Detroit; Detroit selected Valtteri Filppula) from Anaheim for future considerations. Acquired a third-round selection in the 2002 NHL Entry Draft (traded to Toronto; Toronto selected Dominic D'Amour) and a second-round selection in the 2003 NHL Entry Draft (Konstantin Glazachev) from Buffalo for a second-round selection in the 2002 NHL Entry Draft (traded to Edmonton; Edmonton selected Jarret Stoll). Acquired a third-round selection in the 2003 NHL Entry Draft (Paul Brown) from Washington for forward Petr Sykora. Acquired a conditional third-round selection in the 2003 NHL Entry Draft (Alexander Sulzer) from Toronto for a third-round selection in the 2002 NHL Entry Draft (Dominic D'Amour). Acquired a third-round selection in the 2003 NHL Entry Draft (Grigory Shafiqulin) from Detroit for a third-round selection in the 2002 NHL Entry Draft (Valtteri Filppula). Selected forwards Kaleb Betts, Patrick Jarrett, Brandon Segal and Scottie Upshall, defensemen Josh Morrow and Steven Spencer and goaltenders Matt Davis and Mike McKenna in the 2002 NHL Entry Draft.
- June 29, 2002:** Acquired forward Cameron Mann and goaltender Ed Belfour from Dallas for forward David Gosselin and a fifth-round selection in the 2003 NHL Entry Draft (Eero Kilpelainen).
- June 30, 2002:** Acquired forward Tie Domi from Toronto for an eighth-round selection in the 2003 NHL Entry Draft (Shaun Landolt).
- July 11, 2002:** Signed free-agent forwards Brent Gilchrist and Clarke Wilm.
- July 15, 2002:** Signed free-agent forwards Greg Koehler and Wyatt Smith.
- July 16, 2002:** Signed free-agent defenseman Pascal Trepanier.
- July 24, 2002:** Signed free-agent forwards Denis Pederson and Domenic Pittis.
- September 4, 2002:** Signed free-agent forward Andreas Johansson.
- October 4, 2002:** Claimed defenseman Francis Bouillon from Montreal in the 2002 NHL Waiver Draft. Forward Petr Tenkrat claimed by Florida in the 2002 NHL Waiver Draft.
- October 23, 2002:** Acquired defenseman Jason York from Anaheim for future considerations.
- October 25, 2002:** Defenseman Francis Bouillon claimed on waivers by Montreal.
- December 2, 2002:** Signed free-agent forward Reid Simpson.
- December 12, 2002:** Acquired forward Rem Murray and defensemen Tomas Kloucek and Marek Zidlicky from the New York Rangers for goaltender Mike Dunham.
- December 31, 2002:** Acquired forward Bob Wren from Toronto for forward Nathan Perrott.
- February 4, 2003:** Traded forward Greg Koehler to Los Angeles for future considerations.
- February 17, 2003:** Acquired forward Jon Sim from Dallas for defenseman Bubba Berenzweig and a conditional selection in the 2004 NHL Entry Draft.
- March 3, 2003:** Acquired forward Oleg Petrov from Montreal for a fourth-round selection in the 2003 NHL Entry Draft (traded to Washington; Washington selected Andreas Valdivia).
- March 8, 2003:** Forward Jon Sim claimed on waivers by Los Angeles.
- March 9, 2003:** Acquired goaltender Wade Flaherty from Florida for defenseman Pascal Trepanier.
- March 10, 2003:** Traded forward Bob Wren to Ottawa for future considerations.
- March 11, 2003:** Claimed forward Todd Warriner on waivers from Philadelphia. Acquired defenseman Alexander Riazantsev from Colorado for a seventh-round selection in the 2003 NHL Entry Draft (Linus Videll).
- June 21, 2003:** Acquired forward Sergei Soin from Colorado for defenseman Tomas Slovák.
- June 22-23, 2003:** Acquired a fourth-round (Nick Fugere) and fifth-round selection (Kyle Moir) in the 2004 NHL Entry Draft from Anaheim for a fourth-round selection in the 2003 NHL Entry Draft (Nathan Saunders). Acquired two seventh-round selections in the 2003 NHL Entry Draft (Andrei Mukhachev, Miroslav Hanuljak) from Los Angeles for a sixth-round selection in the 2003 NHL Entry Draft (Esa Pirnes). Selected forwards Paul Brown, Lauris Darzins, Konstantin Glazachev and Grigory Shafiqulin, defensemen Kevin Klein, Andrei Mukhachev, Richard Stehlik, Alexander Sulzer, Ryan Suter and Shea Weber and goaltenders Miroslav Hanuljak, Teemu Lassila and Rustam Sidikov in the 2003 NHL Entry Draft.
- June 26, 2003:** Acquired defenseman Curtis Murphy from Minnesota for defenseman Peter Smrek.
- June 27, 2003:** Acquired a third-round selection in the 2004 NHL Entry Draft (traded to Minnesota; Minnesota selected Clayton Stoner) from Buffalo for defenseman Andy Delmore.
- June 30, 2003:** Acquired a third-round selection in the 2004 NHL Entry Draft (traded to Ottawa; Ottawa selected Peter Reglin) from Colorado for defenseman Karlis Skrastins.
- July 14, 2003:** Acquired forward Mike Farrell from Washington for defenseman Alexander Riazantsev.
- July 17, 2003:** Signed free-agent defenseman Ray Schultz.
- July 22, 2003:** Signed free-agent forward Jim McKenzie.
- September 10, 2003:** Signed free-agent forward Mathieu Darche and free-agent defenseman Jamie Allison.
- October 3, 2003:** Claimed defenseman Wade Brookbank from Ottawa and goaltender Chris Mason from Florida in the 2003 NHL Waiver Draft.

# TEAM HISTORY & RECORDS

## ALL-TIME TRADES & ACQUISITIONS

- October 22, 2003:** Claimed forward Jeremy Stevenson on waivers from Minnesota.
- November 4, 2003:** Signed free-agent forward Tony Hrkac.
- November 26, 2003:** Signed free-agent defenseman Stan Neckar.
- December 2, 2003:** Acquired forward Simon Gamache and defenseman Kirill Safronov from Atlanta for forward Ben Simon and defenseman Tomas Kloucek.
- December 17, 2003:** Traded defenseman Wade Brookbank to Vancouver for future considerations.
- December 31, 2003:** Claimed forward Jason Morgan on waivers from Calgary.
- January 30, 2004:** Claimed forward Jeremy Yablonski on waivers from St. Louis.
- February 16, 2004:** Acquired forward Steve Sullivan from Chicago for a second-round selection in the 2004 NHL Entry Draft (Ryan Garlock) and a second-round selection in the 2005 NHL Entry Draft (Michael Blunden).
- February 19, 2004:** Forward Jason Morgan claimed on waivers by Calgary.
- February 25, 2004:** Acquired an eighth-round selection in the 2004 NHL Entry Draft (Pekka Rinne) from Tampa Bay for defenseman Timo Helbling.
- March 5, 2004:** Acquired forward Sergei Zholtok and defenseman Brad Bombardir from Minnesota for Buffalo's third-round selection (Clayton Stoner) and a fourth-round selection (Patrick Bordeleau) in the 2004 NHL Entry Draft.
- March 9, 2004:** Acquired defenseman Shane Hnidy from Ottawa for Colorado's third-round selection in the 2004 NHL Entry Draft (Peter Reglin). Acquired a sixth-round selection in the 2004 NHL Entry Draft (Kevin Schaeffer) from Tampa Bay for defenseman Stan Neckar.
- June 26-27, 2004:** Selected forwards Stanislav Balan, Nick Fugere, Vaclav Meidl, Alexander Radulov and Michael Santorelli, defensemen Denis Kulyash, Janne Niskala, Kevin Schaeffer and Craig Switzer and goaltenders Kyle Moir and Pekka Rinne in the 2004 NHL Entry Draft.
- July 9, 2004:** Signed free-agent defenseman Greg Zanon.
- July 22, 2004:** Signed free-agent forwards Cam Severson and Jerred Smithson.
- July 26, 2004:** Signed free-agent defenseman Andreas Lilja.
- July 27, 2005:** Acquired forward Darcy Hordichuk from Florida for a fourth-round selection in the 2005 NHL Entry Draft (Matt Duffy).
- July 29, 2005:** Acquired a third-round selection in the 2005 NHL Entry Draft (Teemu Laakso) from Carolina for defenseman Andrew Hutchinson.
- July 30, 2005:** Acquired a fourth-round selection in the 2006 NHL Entry Draft (Niko Snellman) from Atlanta for defenseman Shane Hnidy. Selected forwards Patric Hornqvist, Ryan Maki and Cal O'Reilly and defensemen Cody Franson, Teemu Laakso, Ryan Parent and Scott Todd in the 2005 NHL Entry Draft.
- August 2, 2005:** Acquired defenseman Danny Markov from Philadelphia for a third-round selection in the 2006 NHL Entry Draft (traded to Los Angeles; Los Angeles selected Bud Holloway).
- August 4, 2005:** Signed free-agent defenseman Sheldon Brookbank.
- August 5, 2005:** Signed free-agent forward Paul Kariya.
- August 6, 2005:** Signed free-agent forward Scott Nichol.
- August 19, 2005:** Signed free-agent forward Randy Robitaille.
- August 31, 2005:** Signed free-agent forward Greg Classen.
- September 9, 2005:** Acquired forward Kris Beech from Pittsburgh for a conditional selection in the 2006 NHL Entry Draft (traded to Florida; Florida selected Derrick Lapoint).
- October 3, 2005:** Signed free-agent forward Yanic Perreault.
- October 4, 2005:** Forward Randy Robitaille claimed on waivers by Minnesota.
- October 24, 2005:** Acquired defenseman Rick Berry from Phoenix for future considerations.
- November 29, 2005:** Forward Simon Gamache claimed on waivers by St. Louis.
- January 28, 2006:** Claimed forward Simon Gamache on waivers from St. Louis.
- January 29, 2006:** Acquired forward Mike Sillinger from St. Louis for forward Timofei Shishkanov.
- February 13, 2006:** Defenseman Jamie Allison claimed on waivers by Florida.
- February 15, 2006:** Forward Jeremy Stevenson claimed on waivers by Dallas.
- March 9, 2006:** Acquired defenseman Brendan Witt from Washington for forward Kris Beech and a first-round selection in the 2006 NHL Entry Draft (Semyon Varlamov).
- May 18, 2006:** Signed free-agent defenseman Ville Koistinen.
- June 24, 2006:** Selected forwards Ryan Flynn, Blake Geoffrion, Viktor Sjodin and Niko Snellman and goaltender Mark Dekanich in the 2006 NHL Entry Draft.
- July 2, 2006:** Signed free-agent forward Jason Arnott.
- July 17, 2006:** Signed free-agent forwards Shane Endicott and Patrick Leahy, free-agent defenseman Nolan Yonkman and free-agent goaltender Karl Goehring.
- July 18, 2006:** Acquired forward Josef Vasicek from Carolina for forward Scott Walker.
- July 19, 2006:** Acquired forward Dominic Moore from the New York Rangers for forward Adam Hall. Acquired a third-round selection in the 2007 NHL Entry Draft (Ryan Thang) from Pittsburgh for forwards Dominic Moore and Libor Pivko.
- July 21, 2006:** Signed free-agent forward Ramzi Abid.
- August 21, 2006:** Signed free-agent defenseman Alex Henry.
- August 29, 2006:** Signed free-agent forward J-P Dumont.
- October 2, 2006:** Signed free-agent forward Kim Staal.
- October 6, 2006:** Signed free-agent forward Kelsey Wilson.
- November 27, 2006:** Claimed goaltender Michael Leighton on waivers from Anaheim.
- January 11, 2007:** Goaltender Michael Leighton claimed on waivers by Philadelphia.
- January 17, 2007:** Signed free-agent forward Rich Peverley.

# TEAM HISTORY & RECORDS

## ALL-TIME TRADES & ACQUISITIONS

- January 26, 2007:** Acquired forward Chris Durno from Anaheim for forward Shane Endicott.
- February 9, 2007:** Acquired forward Eric Belanger from Carolina for forward Josef Vasicek.
- February 10, 2007:** Acquired defenseman Vitaly Vishnevski from Atlanta for forward Eric Belanger.
- February 15, 2007:** Acquired forward Peter Forsberg from Philadelphia for forward Scottie Upshall, defenseman Ryan Parent, and a first-round (traded to Nashville; Nashville selected Jonathon Blum) and third-round selection (traded to Washington; Washington selected Phil Desimone) in the 2007 NHL Entry Draft.
- February 27, 2007:** Acquired a fourth-round selection in the 2007 NHL Entry Draft (Mark Santorelli) from Buffalo for defenseman Mikko Lehtonen.
- June 1, 2007:** Signed free-agent forwards Antti Pihlstrom and Oliver Setzinger.
- June 4, 2007:** Acquired forward Matt Ellison from Philadelphia for future considerations.
- June 18, 2007:** Acquired Nashville's first-round selection in the 2007 NHL Entry Draft (Jonathon Blum) from the Philadelphia Flyers for the rights to forward Scott Hartnell and defenseman Kimmo Timonen.
- June 22, 2007:** Acquired a second-round selection in the 2007 NHL Entry Draft (Nick Spaling) and a first (traded to the New York Islanders; New York Islanders selected Joshua Bailey) and second-round selection (traded to the New York Islanders; New York Islanders selected Aaron Ness) in the 2008 NHL Entry Draft from the Florida Panthers for goaltender Tomas Vokoun. Selected defenseman Jonathon Blum in the 2007 NHL Entry Draft.
- June 23, 2007:** Selected forwards Ben Ryan, Mark Santorelli, Nick Spaling, Ryan Thang and Andreas Thuresson, defenseman Robert Dietrich and goaltenders Atte Engren and Jeremy Smith in the 2007 NHL Entry Draft.
- June 26, 2007:** Traded forward Brandon Segal to Anaheim for future considerations.
- July 2, 2007:** Signed free-agent forwards Radek Bonk and Jed Ortmeyer, free-agent defenseman Greg de Vries and free-agent goaltender Dov Grumet-Morris.
- July 5, 2007:** Signed free-agent forward Shane Willis and free-agent goaltender Dan Ellis.
- July 26, 2007:** Signed free-agent forward Martin Gelin.
- September 4, 2007:** Signed free-agent forward Josh Langfield.
- February 26, 2008:** Acquired Brandon Bochenski from Anaheim for future considerations. Acquired Jan Hlavac from Tampa Bay for a seventh-round selection in the 2008 Entry Draft (traded to Philadelphia; Philadelphia selected Joacim Eriksson).
- May 6, 2008:** Signed free-agent forward Ian McKenzie.
- June 19, 2008:** Acquired a fifth-round selection in the 2009 NHL Entry Draft (traded to Tampa Bay; Tampa Bay selected Michael Zador) for forward Darcy Hordichuk and a fifth-round selection in the 2010 NHL Entry Draft (traded to Phoenix; Phoenix selected Louis Domingue).
- June 20, 2008:** Acquired the New York Rangers' fourth-round selection in the 2008 NHL Entry Draft (traded to the New York Rangers; New York Rangers selected Dale Weise) from St. Louis for goaltender Chris Mason. Acquired Toronto's first-round selection in the 2008 NHL Entry Draft (Colin Wilson) from the New York Islanders for Florida's first-round (Joshua Bailey) and second-round (Aaron Ness) selections in the 2008 NHL Entry Draft. Acquired Ottawa's first-round selection in the 2008 NHL Entry Draft (Chet Pickard) and third-round selection in the 2009 Entry Draft (Taylor Beck) for a first-round selection in the 2008 NHL Entry Draft (Erik Karlsson). Selected forward Colin Wilson and goaltender Chet Pickard in the 2008 Entry Draft.
- June 21, 2008:** Acquired Toronto's second-round selection in the 2008 NHL Entry Draft (Roman Josi) from Phoenix for a second-round (traded to Florida; Florida selected Colby Robak) and a third-round selection (Mathieu Brodeur) in the 2008 NHL Entry Draft. Acquired a seventh-round selection in the 2008 NHL Entry Draft (Anders Lindback) and Toronto's fourth-round selection in the 2009 NHL Entry Draft (Craig Smith) from San Jose for a fourth-round selection in the 2008 NHL Entry Draft (Harri Sateri). Acquired a seventh-round selection in the 2008 NHL Entry Draft (Jani Lajunen) and a fourth-round selection in the 2009 NHL Entry Draft (Nick Oliver) from the New York Rangers for the New York Rangers' fourth-round selection in the 2008 NHL Entry Draft (via St. Louis, Dale Weise). Selected forwards Jani Lajunen and Taylor Steffensen, defensemen Jeffrey Foss and Roman Josi, and goaltender Anders Lindback in the 2008 NHL Entry Draft.
- June 24, 2008:** Acquired forward Triston Grant and a seventh-round selection in the 2009 NHL Entry Draft (traded to St. Louis; St. Louis selected Maxwell Tardy) from Philadelphia for defenseman Janne Niskala.
- July 1, 2008:** Acquired forward Ryan Jones and a second-round selection in the 2009 NHL Entry Draft (Charles-Olivier Rousseau) from Minnesota for defenseman Marek Zidlicky. Signed free-agent goaltender Drew MacIntyre.
- July 9, 2008:** Signed free-agent forward Josh Gratton.
- July 14, 2008:** Signed free-agent forward Joel Ward.
- Sept. 29, 2008:** Acquired center Nick Tarnasky from Tampa Bay for a sixth-round selection in the 2009 NHL Entry Draft (Jaroslav Janus).
- October 30, 2008:** Acquired forward Hugh Jessiman from the New York Rangers for future considerations. Acquired defenseman Tim Ramholt from Philadelphia for forward Josh Gratton.
- November 27, 2008:** Acquired forward Wade Belak from Florida for forward Nick Tarnasky.
- January 10, 2008:** Forward Rich Peverley claimed on waivers by Atlanta.
- June 26, 2009:** Selected defenseman Ryan Ellis in the 2009 NHL Entry Draft.
- June 27, 2009:** Traded Carolina's fifth-round selection in the 2009 NHL Entry Draft (Michael Zador) to Tampa Bay for its fifth-round selection in the 2010 NHL Entry Draft (Patrick Cehlin). Traded Philadelphia's seventh-round selection in the 2009 NHL Entry Draft (Maxwell Tardy) to St. Louis for its seventh-round selection in the 2010 Entry Draft (David Elsner). Selected forwards Taylor Beck, Gabriel Bourque, Zach Budish, Michael Latta, Nick Oliver Cameron Reid and Craig Smith, and defensemen Mattias Ekholm and Charles-Olivier Rousseau in the 2009 NHL Entry Draft.



# TEAM HISTORY & RECORDS

## ALL-TIME TRADES & ACQUISITIONS

- July 14, 2009:** Signed free-agent forward Ben Gueite.
- July 16, 2009:** Signed free-agent forward Peter Olvecky.
- July 20, 2009:** Signed free-agent forward Ben Eaves.
- August 21, 2009:** Signed free-agent forward Marcel Goc.
- Sept. 30, 2009:** Signed free-agent defenseman Francis Bouillon.
- October 7, 2009:** Signed free-agent forward Dave Scatchard.
- March 1, 2010:** Acquired defenseman Denis Grebeshkov from Edmonton for a second-round selection in the 2010 NHL Entry Draft (Curtis Hamilton).
- March 3, 2010:** Forward Ryan Jones claimed on waivers by Edmonton. Acquired forward Dustin Boyd from Calgary for a fourth-round selection in the 2010 NHL Entry Draft (Bill Arnold).
- April 20, 2010:** Signed free-agent forward Linus Klasen.
- June 19, 2010:** Acquired defenseman Ryan Parent from Philadelphia in exchange for defenseman Dan Hamhuis. Acquired forward Matt Halischuk and a second-round selection in the 2011 NHL Entry Draft (Magnus Hellberg) in exchange for forward Jason Arnott.
- June 25, 2010:** Selected forward Austin Watson in the 2010 Entry Draft.
- June 26, 2010:** Selected forwards Patrick Cehlin, David Elsner and Joonas Rask and defensemen Taylor Aronson and Anthony Bitetto in the 2010 NHL Entry Draft.
- June 29, 2010:** Acquired forward Sergei Kostitsyn from Montreal in exchange for forward Dustin Boyd and goaltender Dan Ellis.
- July 2, 2010:** Signed forward Matthew Lombardi to a three-year contract.
- July 9, 2010:** Signed defenseman Brett Palin to a one-year contract.
- July 16, 2010:** Signed forward Jamie Lundmark to a one-year contract.
- August 5, 2010:** Acquired a fourth-round selection in the 2011 NHL Entry Draft (Josh Shalla) from Florida for forward Michael Santorelli.
- August 31, 2010:** Signed free-agent defenseman Aaron Johnson.
- September 1, 2010:** Acquired defenseman Grant Lewis from Atlanta for forward Ian McKenzie.
- October 5, 2010:** Acquired defenseman Shane O'Brien and forward Dan Gendur from Vancouver for forward Jonas Andersson and defenseman Ryan Parent.
- October 20, 2010:** Signed free-agent forward Steve Begin.
- December 27, 2010:** Signed free-agent forward Chris Mueller.
- December 29, 2010:** Claimed forward Marek Svatos on waivers from St. Louis.
- February 10, 2011:** Acquired a forward Mike Fisher from the Ottawa Senators for first-round selection in the 2011 NHL Entry Draft (Stefan Noesen) and a third-round selection in the 2012 NHL Entry Draft (Jarrod Maidens).
- February 24, 2011:** Forward Marek Svatos claimed on waivers by Ottawa.
- February 25, 2011:** Acquired a conditional seventh-round selection in the 2012 NHL Entry Draft from Florida for defenseman Alexander Sulzer.
- May 24, 2011:** Signed free-agent defenseman Victor Bartley.
- June 2, 2011:** Acquired a conditional seventh-round pick in the 2013 NHL Entry Draft from Washington for forward Taylor Steffensen.
- June 16, 2011:** Signed free-agent forward Juuso Puustinen.
- June 25, 2011:** Acquired Toronto's third-round selection in the 2012 NHL Entry Draft (Jimmy Vesey), and a sixth-round selection in the 2011 NHL Entry Draft (Chase Balyis) from Los Angeles for a third-round selection in the 2011 NHL Entry Draft (Nick Shore). Acquired a sixth-round selection in the 2012 NHL Entry Draft from NY Rangers (Marek Mazanec) for a sixth-round selection in the 2011 NHL Entry Draft (Peter Ceresnak). Selected forwards Brent Andrews, Chase Balyis, Miikka Salomaki and Josh Shalla, defenseman Simon Karisson and Garrett Noonan, and goaltender Magnus Hellberg in the 2011 NHL Entry Draft.
- June 30, 2011:** Bought out the contract of forward J-P Dumont.
- July 2, 2011:** Acquired forward Brodie Dupont from the New York Rangers for forward Andreas Thuresson.
- July 3, 2011:** Acquired defenseman Brett Lebda, forward Robert Slaney and a fourth-round pick in the 2013 NHL Entry Draft (traded St. Louis; St. Louis selected Zachary Pochiro) from the Toronto Maple Leafs for defenseman Cody Franson and forward Matthew Lombardi. Signed free-agent forward Niclas Bergfors.
- July 5, 2011:** Signed free-agent forwards Zack Stortini and Kyle Wilson.
- July 29, 2011:** Signed free-agent defenseman Tyler Sloan.
- August 8, 2011:** Signed free-agent defenseman Jack Hillen.
- August 10, 2011:** Bought out the contract of defenseman Brett Lebda.
- September 30, 2011:** Signed free-agent defenseman Scott Valentine.
- October 11, 2011:** Claimed forward Brian McGrattan on waivers from Anaheim.
- October 28, 2011:** Acquired a fourth-round pick in the 2012 NHL Entry Draft (Mikko Vainonen) from Phoenix for forward Cal O'Reilly.
- November 25, 2011:** Mutually terminated the contract of forward Niclas Bergfors.
- January 19, 2012:** Claimed forward Brandon Yip on waivers from Colorado.
- February 17, 2012:** Acquired defenseman Hal Gill and a conditional fifth-round pick in the 2013 Entry Draft from Montreal (traded to Los Angeles via Montreal; Los Angeles selected Patrik Bartosak) for a second-round selection in the 2012 NHL Entry Draft (Dalton Thrower) and forwards Blake Geoffrion and Robert Slaney.
- February 24, 2012:** Acquired Dallas' sixth-round selection in the 2012 NHL Entry Draft (Simon Fernholm) from Florida for forward Jerred Smithson.

# TEAM HISTORY & RECORDS

## ALL-TIME TRADES & ACQUISITIONS

|                           |   |                        |  |
|---------------------------|---|------------------------|--|
| <b>February 27, 2012:</b> | Acquired forward Andrei Kostitsyn from Montreal for a second-round pick in the 2013 NHL Entry Draft (Jacob de la Rose) and Montreal's fifth-round selection in the 2013 NHL Entry Draft (traded to Los Angeles; Los Angeles selected Patrik Bartosak). Acquired forward Paul Gaustad and a fourth-round selection in the 2013 NHL Entry Draft (Juuse Saros) from Buffalo for a first-round selection in the 2012 NHL Entry Draft (traded to Calgary; Calgary selected Mark Jankowski).  | <b>June 30, 2013:</b>  | Acquired St. Louis' seventh-round selection in the 2013 NHL Entry Draft (Janne Juonen) and fourth-round selection in the 2014 NHL Entry Draft for Toronto's fourth-round selection in the 2013 NHL Entry Draft (Zachary Pochiro). Selected forwards Felix Girard, Saku Maenalanen, Emil Pettersson, Tommy Veilleux and Wade Murphy; defencemen Seth Jones, Jonathan-Ismael Diaby and Teemu Kivihame; and goaltenders Juuse Saros and Janne Juonen in the 2013 NHL Entry Draft.   |
| <b>March 10, 2012:</b>    | Sign free-agent forward Jack Maclellan.   | <b>July 4, 2013:</b>   | Mutually terminated the contract of forward Sergei Kostitsyn. Bought out the contract of defenseman Hal Gill.  |
| <b>May 30, 2012:</b>      | Signed free-agent defenseman Joonas Jarvinen.   | <b>July 5, 2013</b>    | Signed free-agent forwards Matt Cullen, Matt Hendricks, Eric Nystrom and Viktor Stalberg and goaltender Carter Hutton.   |
| <b>June 1, 2012:</b>      | Signed free-agent forward Daniel Bang.  | <b>July 29, 2013:</b>  | Signed free-agent defenseman Bryan Rodney.   |
| <b>June 15, 2012:</b>     | Acquired Minnesota (Pontus Aberg) and Philadelphia's (Colton Sissons) second-round selections in the 2012 NHL Entry Draft. Tampa Bay's third-round selection in the 2013 NHL Entry Draft (Jonathan-Ismael Diaby) and goaltender Sebastien Caron from Tampa Bay for goaltender Anders Lindback, forward Kyle Wilson and Nashville's seventh-round selection in the 2012 NHL Entry Draft (Nikita Gusev).  | <b>Sept. 30, 2013:</b> | Signed free-agent forward Simon Moser.   |
| <b>June 23, 2012:</b>     | Acquired the New York Rangers' third-round pick in the 2012 NHL Entry Draft (Brendan Leipsic) for a third-round pick in the 2013 NHL Entry Draft (Adam Tambellini). Acquired the New York Rangers' fifth-round pick in the 2013 NHL Entry Draft (Teemu Kivihame) for a fifth-round pick in the 2012 NHL Entry Draft (Thomas Spelling). Selected forwards Pontus Aberg, Max Gortz, Brendan Leipsic, Colton Sissons, Zach Stepan and Jimmy Vesey; defencemen Mikko Vainonen and Simon Fernholm; and goaltender Marek Mazanec in the 2012 NHL Entry Draft. | <b>Jan. 14, 2014:</b>  | Acquired goaltender Devan Dubnyk from Edmonton for forward Matt Hendricks.   |
| <b>July 1, 2012:</b>      | Signed free-agent forward Kevin Henderson and free-agent goaltender Chris Mason.  | <b>Jan. 22, 2014:</b>  | Acquired defenseman Michael Del Zotto from the New York Rangers for defenseman Kevin Klein.  |
| <b>July 3, 2012:</b>      | Signed free-agent defenseman Mike Moore.  | <b>March 5, 2014:</b>  | Traded goaltender Devan Dubnyk to Montreal for future considerations. Acquired forwards Patrick Eaves and Calle Jarnkrok, and a second-round selection in the 2014 Entry Draft (traded to San Jose; San Jose selected Julius Bergman) from Detroit for David Legwand.  |
| <b>August 17, 2012:</b>   | Signed free-agent defenseman Scott Hannan.  | <b>April 19, 2014:</b> | Acquired forward Jaynen Rissling from Washington for Nashville's seventh-round selection in the 2014 NHL Entry Draft (traded to Winnipeg; Winnipeg selected Matt Ustaski).   |
| <b>January 15, 2013:</b>  | Claimed forward Richard Clune on waivers from Los Angeles.  | <b>June 2, 2014:</b>   | Signed free-agent defenseman Johan Alm.  |
| <b>February 19, 2013:</b> | Acquired defenseman Scott Ford from St. Louis for forward Jani Lajunen.   | <b>June 27, 2014:</b>  | Acquired forward James Neal from Pittsburgh for forwards Patric Hornqvist and Nick Spaling. Selected Kevin Fiala in the 2014 Entry Draft.  |
| <b>February 28, 2013:</b> | Acquired defenseman Joe Piskula from Calgary for forward Brian McGrattan.   | <b>June 28, 2014:</b>  | Acquired San Jose's second-round selection in the 2014 Entry Draft (Jack Dougherty) and fourth-round selection in the 2015 NHL Entry Draft for Detroit's second-round selection in the 2014 Entry Draft (previously acquired, Julius Bergman). Acquired Florida's third-round selection in the 2014 NHL Entry Draft (Justin Kirkland) from San Jose for Nashville's third (Alex Schoenborn) and fourth (Alexis Vanier) round selections in the 2014 NHL Entry Draft. Selected forwards Vladislav Kamenev, Justin Kirkland and Viktor Arvidsson; and defencemen Jack Dougherty, Joonas Luhtinen and Aaron Irving in the 2014 NHL Entry Draft. |
| <b>March 4, 2013:</b>     | Claimed forward Bobby Butler on waivers from New Jersey.  | <b>July 2, 2014:</b>   | Signed free-agent forward Olli Jokinen.  |
| <b>March 5, 2013:</b>     | Claimed forward Zach Boychuk on waivers from Pittsburgh.  | <b>July 7, 2014:</b>   | Signed free-agent defenseman Anton Volchenkov.   |
| <b>March 21, 2013:</b>    | Forward Zach Boychuk claimed on waivers by Carolina.  | <b>July 15, 2014:</b>  | Signed free-agent forwards Derek Roy and Mike Ribeiro  |
| <b>April 3, 2013:</b>     | Acquired a fifth-round selection in the 2013 NHL Entry Draft (Tommy Veilleux) from San Jose for defenseman Scott Hannan. Acquired forward Filip Forsberg from Washington for forwards Martin Erat and Michael Latta.  |                        |  |
| <b>May 20, 2013:</b>      | Signed free-agent forward Mark Van Guilder.   |                        |  |
| <b>June 14, 2013:</b>     | Acquired defenseman TJ Brennan from Florida for forward Bobby Butler.   |                        |  |

# TEAM HISTORY & RECORDS

## TEAM RECORDS - SEASON

### STREAKS

#### LONGEST UNBEATEN STREAK

- 8 - (8-0-0) 10/5-10/25/05
- (5-0-3-0) 12/18/99-1/1/00
- 7 - (7-0-0) 11/12-11/25/09
- (5-0-2-0) 1/8-1/19/04
- (4-0-3-0) 12/6-12/23/01

#### At Home:

- 11 - (9-0-2-0) 12/20/03-1/31/04
- (8-0-3-0) 11/3-12/23/01
- 8 - (8-0-0) 1/6-2/8/07
- (7-0-1-0) 2/13-3/6/03

#### On Road:

- 7 - (7-0-0) 10/16-11/4/06
- 5 - (5-0-0) 3/12-4/3/10
- (5-0-0) 12/29/09-1/15/10
- 4 - four times, last (4-0-0) 12/31/10-1/8/11

#### LONGEST WINNING STREAK

- 8 - 10/5-10/25/05
- 7 - 11/12-11/25/09
- 6 - seven times, last 3/17-3/26/11

#### At Home:

- 8 - 1/6-2/8/07
- 7 - 10/29-11/23/09
- 2/13-3/1/03
- 6 - 1/7-2/4/12
- 2/11-3/20/06
- 11/3-12/6/01

#### On Road:

- 7 - 10/16-11/4/06
- 5 - 3/12-4/3/10
- 12/29/09-1/15/10
- 4 - four times, last 12/31/10-1/8/11

#### LONGEST POINT STREAK

- 10 - (8-0-2) 11/27-12/17/10
- (9-0-1) 10/14-11/4/06
- (8-0-2) 3/2-3/21/06
- (7-0-3) 2/19-3/10/07

#### At Home:

- 13 - (9-0-3-1) 12/13/03-1/31/04
- 12 - (9-0-3) 10/14-12/16/06
- 11 - (8-0-3-0) 11/3-12/23/01

#### On Road:

- 7 - (6-0-1) 11/12-12/19/09
- (7-0-0) 10/16-11/4/06
- 6 - (4-0-2) 1/28-3/14/14
- (4-0-2) 1/4-1/24/06
- 5 - four times, last (5-0-0) 3/12-4/3/10

#### LONGEST WINLESS STREAK

- 15 - (0-10-3-2) 3/10-4/6/03
- 8 - (0-7-1) 4/4-4/19/13\*
- (0-7-1-0) 3/7-3/21/02
- 7 - four times, last (0-3-3-1) 3/6-3/19/04

#### At Home:

- 9 - (0-8-1) 1/21-3/2/99
- 7 - (0-4-2-1) 3/6-4/1/03
- (0-3-4-0) 10/17-11/16/00

#### On Road:

- 10 - (0-7-3) 3/14-4/27/13\*
- (0-6-2-1) 3/12-4/6/03
- (0-3-2-4) 10/11-11/7/02
- (0-8-1-0) 11/2-12/2/01

#### LONGEST LOSING STREAK

- 8 - 4/4-4/19/13\*
- 7 - 11/20-12/2/99
- 6 - five times, last 10/10-10/21/09

#### At Home:

- 6 - 3/1-3/25/14
- 4/4-4/14/13
- 2/21-3/20/08
- 2/26-3/21/02
- 1/21-2/15/99
- 5 - 10/13-10/30/01

#### On Road:

- 10 - 3/14-4/27/13\*
- 7 - 12/8/08-11/1/09
- 1/26-3/5/06
- 6 - 2/9-3/4/13\*

#### MOST CONSECUTIVE TIES

- 2 - five times, last 3/11-3/13/04

#### At Home:

- 2 - 1/1-1/10/02
- 12/8-12/11/01
- 12/18-12/23/99

#### On Road:

None

#### LONGEST SHUTOUT STREAK

- 233:39 - 3/22-3/30/08
- 155:06 - 2/12-2/16/13\*
- 149:04 - 3/16-3/21/10

#### At Home:

- 165:42 - 3/2-3/18/06
- 163:24 - 2/20-3/1/03
- 157:42 - 12/4-12/15/10

#### On Road:

- 165:38 - 3/15-3/30/08
- 160:57 - 4/5-4/11/06
- 131:06 - 3/8-3/11/01

#### MOST CONSECUTIVE GAMES WITHOUT BEING SHUTOUT

- 70 - 10/25/07-3/30/08
- 57 - 2/26/04-1/1/06
- 36 - 3/3-11/4/06
- 1/14/99-1/22/99
- 11/27/99-2/15/00

#### At Home:

- 148 - 1/13/04-11/17/08
- 58 - 2/27/11-2/10/13
- 35 - 10/13/98-3/16/99

#### On Road:

- 44 - 11/7/09-11/20/10
- 34 - 10/23/07-3/28/08
- 1/14/99-1/22/99
- 28 - 3/3/04-12/30/05

#### LONGEST SCORELESS STREAK

- 176:18 - 2/9-2/12/13\*
- 174:48 - 11/6-11/12/13
- 166:44 - 12/4-12/10/00

#### At Home:

- 191:44 - 3/25-4/1/10
- 174:48 - 11/6-11/12/13
- 166:28 - 4/4-4/12/13\*

#### On Road:

- 217:55 - 3/27-4/6/03
- 174:48 - 11/6-11/12/13
- 166:44 - 12/4-12/10/00

### POINTS

#### MOST POINTS

- 110 - 2006-07 (51-23-8)
- 106 - 2005-06 (49-25-8)
- 104 - 2011-12 (48-26-8)

#### At Home:

- 65 - 2005-06 (32-8-1)
- 61 - 2006-07 (28-8-5)
- 57 - 2011-12 (26-10-5)

#### On Road:

- 49 - 2009-10 (23-15-3)
- 2006-07 (23-15-3)
- 47 - 2011-12 (22-16-3)

#### FEWEST POINTS

- 41 - 2012-13 (16-23-9)\*
- 63 - 1998-99 (28-47-7)
- 69 - 2001-02 (28-41-3-0)
- 70 - 1999-00 (28-40-7-7)

#### At Home:

- 26 - 2012-13 (11-9-4)\*
- 34 - 1998-99 (15-22-4)
- 35 - 1999-00 (15-21-3-2)
- 39 - 2000-01 (16-18-7-0)

#### On Road:

- 15 - 2012-13 (5-14-5)\*
- 27 - 2001-02 (11-25-5-0)
- 29 - 1998-99 (13-25-3)
- 32 - 2002-03 (9-18-8-6)

### WINS

#### MOST WINS

- 51 - 2006-07
- 49 - 2005-06
- 48 - 2011-12

#### At Home:

- 32 - 2005-06
- 28 - 2006-07
- 26 - 2011-12

#### On Road:

- 23 - 2009-10
- 2006-07
- 22 - 2011-12

#### FEWEST WINS

- 16 - 2012-13\*
- 27 - 2002-03
- 28 - three times, last 2001-02

#### At Home:

- 11 - 2012-13\*
- 15 - 1999-00
- 1998-99
- 16 - 2000-01

#### On Road:

- 5 - 2012-13\*
- 9 - 2002-03
- 11 - 2001-02
- 13 - 1999-00
- 1998-99

#### FEWEST GAMES TO 10 WINS

- 15 - 11/1/06
- 11/10/05
- 18 - 11/15/07

#### FEWEST GAMES TO 20 WINS

- 30 - 12/17/05
- 31 - 12/14/06
- 34 - 12/15/09

#### FEWEST GAMES TO 30 WINS

- 44 - 1/12/07
- 48 - 1/23/06
- 50 - 1/24/12

#### FEWEST GAMES TO 40 WINS

- 61 - 2/19/07
- 67 - 3/18/06
- 68 - 3/10/12

#### FEWEST GAMES TO 50 WINS

- 81 - 4/5/07

### REGULATION LOSSES

#### MOST REGULATION LOSSES

- 47 - 1998-99
- 41 - 2001-02
- 40 - 1999-00

#### At Home:

- 22 - 1998-99
- 21 - 1999-00
- 18 - 2000-01

#### On Road:

- 25 - 2001-02
- 1998-99
- 19 - 2003-04
- 1999-00

#### FEWEST REGULATION LOSSES

- 23 - 2012-13\*
- 2006-07
- 25 - 2005-06
- 26 - 2011-12

#### At Home:

- 8 - 2006-07
- 2005-06
- 9 - 2012-13\*
- 2010-11
- 10 - 2011-12
- 2003-04

#### On Road:

- 13 - 2012-13\*
- 15 - 2013-14
- 2009-10
- 2006-07
- 16 - 2011-12
- 17 - 2005-06

### TIES

#### MOST TIES

- 13 - 2002-03
- 2001-02

#### At Home:

- 8 - 2001-02

#### On Road:

- 8 - 2002-03

# TEAM HISTORY & RECORDS

## TEAM RECORDS - SEASON

### FEWEST TIES

7 - 1999-00

### At Home:

3 - 1999-00

### On Road:

2 - 2000-01

### OVERTIME LOSSES

#### MOST OVERTIME LOSSES

12 - 2013-14

11 - 2010-11

9 - 2012-13\*

- 2007-08

8 - four times, last 2011-12

### At Home:

8 - 2010-11

5 - 2013-14

- 2011-12

- 2006-07

### On Road:

7 - 2005-06

6 - 2002-03

5 - three times, last 2012-13\*

#### FEWEST OVERTIME LOSSES

0 - 2001-02

2 - 1998-99

3 - 2000-01

### At Home:

0 - 2001-02

- 2000-01

1 - three times, last 2005-06

### On Road:

0 - 2001-02

1 - 1998-99

### GOALS

#### MOST GOALS SCORED

272 - 2006-07

259 - 2005-06

237 - 2011-12

### At Home:

153 - 2006-07

142 - 2005-06

124 - 2011-12

### On Road:

119 - 2006-07

117 - 2009-10

- 2005-06

113 - 2011-12

#### FEWEST GOALS SCORED

109 - 2012-13\*

183 - 2002-03

186 - 2000-01

190 - 1998-99

### At Home:

59 - 2012-13\*

92 - 2000-01

98 - 2002-03

101 - 2001-02

### On Road:

50 - 2012-13\*

85 - 2002-03

86 - 1998-99

94 - 2000-01

### MOST GOALS AGAINST

261 - 1998-99

240 - 1999-00

242 - 2013-14

### At Home:

126 - 1998-99

119 - 2013-14

116 - 1999-00

### On Road:

135 - 2001-02

- 1998-99

133 - 2005-06

#### FEWEST GOALS AGAINST

133 - 2012-13\*

194 - 2010-11

200 - 2000-01

206 - 2002-03

### At Home:

55 - 2012-13\*

90 - 2002-03

91 - 2010-11

93 - 2003-04

### On Road:

78 - 2012-13\*

98 - 2000-01

103 - 2010-11

107 - 2011-12

- 2006-07

#### MOST 30-GOAL SCORERS

2 - 2005-06 (Kariya, Sullivan)

1 - 2009-10 (Hornqvist)

- 2008-09 (Arnott)

#### MOST 20-GOAL SCORERS

6 - 2006-07 (Arnott,

Legwand, Kariya, Hartnell, Sullivan, Dumont)

5 - 2005-06 (Kariya, Sullivan, Hartnell, Perreault, Erat)

4 - 2013-14 (Fisher, Hornqvist, Smith, Weber)

- 2007-08 (Dumont, Arnott, Radulov, Erat)

### SPECIAL TEAMS

#### MOST POWER PLAY GOALS

94 - 2005-06

72 - 2003-04

71 - 2006-07

### At Home:

50 - 2005-06

44 - 2006-07

41 - 2003-04

### On Road:

44 - 2005-06

32 - 2002-03

31 - 2003-04

#### FEWEST POWER PLAY GOALS

24 - 2012-13\*

40 - 1998-99

41 - 2010-11

- 1999-00

47 - 2009-10

### At Home:

16 - 2012-13\*

20 - 1999-00

24 - 2010-11

- 1998-99

### On Road:

8 - 2012-13\*

16 - 1998-99

17 - 2010-11

19 - 2000-01

#### MOST POWER PLAY CHANCES

512 - 2005-06 (94 PPGs, 18.4%)

426 - 2003-04 (72 PPGs, 16.9%)

418 - 2002-03 (58 PPGs, 13.9%)

### At Home:

260 - 2005-06 (50 PPGs, 19.2%)

234 - 2003-04 (41 PPGs, 17.5%)

219 - 2006-07 (44 PPGs, 20.1%)

### On Road:

252 - 2005-06 (44 PPGs, 17.5%)

214 - 2002-03 (32 PPGs, 15.0%)

192 - 2003-04 (31 PPGs, 16.1%)

#### FEWEST POWER PLAY CHANCES

140 - 2012-13 (24 PPGs, 17.1%)\*

239 - 2013-14 (46 PPGs, 19.2%)

250 - 2011-12 (54 PPGs, 21.6%)

269 - 2010-11 (41 PPGs, 15.2%)

### At Home:

68 - 2012-13 (16 PPGs, 23.5%)\*

121 - 2013-14 (25 PPGs, 20.7%)

131 - 2011-12 (30 PPGs, 22.9%)

141 - 2009-10 (26 PPGs, 18.4%)

### On Road:

72 - 2012-13 (8 PPGs, 11.1%)\*

118 - 2013-14 (12 PPGs, 17.8%)

119 - 2011-12 (24 PPGs, 20.2%)

122 - 2010-11 (17 PPGs, 13.9%)

#### MOST POWER PLAY GOALS AGAINST

82 - 2005-06

75 - 1998-99

64 - 2003-04

### At Home:

34 - 2005-06

31 - 1998-99

28 - 2006-07

### On Road:

48 - 2005-06

44 - 1998-99

42 - 2008-09

#### FEWEST POWER PLAY GOALS AGAINST

34 - 2012-13\*

40 - 2011-12

41 - 2010-11

46 - 1999-00

13 - 2012-13\*

17 - 2010-11

- 2008-09

18 - 2001-02

### On Road:

21 - 2012-13\*

- 2011-12

22 - 2007-08

23 - 2013-14

#### MOST CONSECUTIVE GAMES WITH A POWER PLAY GOAL

11 - 11/10-12/7/05

9 - 12/10-12/28/05

- 10/11-11/3/99

### At Home:

11 - 11/16-12/26/06

9 - 2/13-3/23/04

8 - 1/15-3/2/06

- 11/10-12/3/05

### On Road:

9 - 11/19-12/28/05

6 - three times,

last 10/18-11/4/06

#### MOST CONSECUTIVE GAMES WITHOUT A POWER PLAY GOAL

9 - 3/20-4/3/10

7 - 10/8-10/21/09

- 3/25-4/6/03

### At Home:

7 - 3/20-4/10/10

6 - 3/1-3/25/14

- 11/23-12/5/13

5 - 1/13-1/31/08

- 2/12-3/15/02

- 3/28-4/17/99

### On Road:

9 - 10/31-12/2/01

8 - 11/7-12/17/98

#### MOST CONSECUTIVE UNSUCCESSFUL POWER PLAY ATTEMPTS

39 - 3/23-4/6/03

29 - 3/18-4/7/10

- 10/3-10/22/09

28 - 12/11-12/23/03

### At Home:

29 - 2/8-3/17/02

26 - 12/14-12/30/02

24 - 3/18-4/10/10

### On Road:

34 - 10/31-12/12/01

29 - 11/7-12/17/98

26 - 3/23-4/6/03

#### MOST CONSECUTIVE GAMES WITH A POWER PLAY GOAL AGAINST

9 - 10/26-11/14/02

8 - four times,

last 12/14-12/29/09

### At Home:

6 - 10/20-11/10/05

5 - 10/11-10/30/03

- 11/30-12/14/02

### On Road:

12 - 10/11-11/17/02

10 - 1/28-3/4/13\*

# TEAM HISTORY & RECORDS

## TEAM RECORDS - SEASON

### MOST CONSECUTIVE GAMES WITHOUT ALLOWING A POWER PLAY GOAL

- 9 - 11/18-12/4/10
- 8 - 11/16-11/30/13
- 7 - six times, last 10/12-10/24/13

### At Home:

- 12 - 2/12-3/24/09
- 9 - 12/13/08-1/17/09
- 8 - 2/14-3/10/12

### On Road:

- 7 - 12/7/00-1/4/01
- 5 - 3/15-4/4/08
- 11/29/07-12/18/07
- 11/24-12/6/03

### MOST CONSECUTIVE SUCCESSFUL PENALTY KILLS

- 37 - 11/16-12/6/10
- 34 - 4/1-4/13/06
- 29 - 1/28-2/6/06

### At Home:

- 33 - 2/12-3/24/09
- 33 - 2/11-3/1/03
- 30 - 12/13/08-1/19/09
- 2/12-3/10/09

### On Road:

- 28 - 12/7/00-1/8/01
- 24 - 11/19-12/19/07
- 23 - 11/16-12/6/10

### MOST SHORTHANDED GOALS

- 14 - 2003-04
- 12 - 2005-06
- 9 - 2008-09
- 1999-00

### At Home:

- 10 - 2003-04
- 6 - 2005-06
- 1999-00

### On Road:

- 6 - 2006-07
- 2005-06
- 4 - three times, last 2008-09

### FEWEST SHORTHANDED GOALS

- 1 - 2012-13\*
- 2 - 2013-14
- 2002-03
- 5 - three times, last 2011-12

### At Home:

- 0 - 2012-13\*
- 2002-03
- 1 - 2013-14
- 2 - 2006-07
- 3 - four times, last 2011-12

### On Road:

- 1 - 2013-14
- 2012-13\*
- 2001-02
- 2 - five times, last 2011-12

### MOST TIMES SHORTHANDED

- 533 - 2005-06 (82 PPGA, 84.6%)
- 387 - 2006-07 (55 PPGA, 85.8%)
- 357 - 1998-99 (75 PPGA, 79.0%)

### At Home:

- 265 - 2005-06 (34 PPGA, 87.2%)
- 196 - 2006-07 (28 PPGA, 85.7%)
- 176 - 2003-04 (24 PPGA, 86.3%)
- 2001-02 (18 PPGA, 89.8%)

### On Road:

- 268 - 2005-06 (48 PPGA, 82.1%)
- 191 - 2006-07 (27 PPGA, 85.9%)
- 190 - 2002-03 (39 PPGA, 79.5%)

### FEWEST TIMES SHORTHANDED

- 139 - 2012-13 (34 PPGA, 75.5%)\*
- 238 - 2013-14 (47 PPGA, 80.2%)\*
- 244 - 2011-12 (40 PPGA, 83.6%)
- 258 - 2009-10 (59 PPGA, 77.1%)

### At Home:

- 62 - 2012-13 (13 PPGA, 79.0%)\*
- 104 - 2011-12 (19 PPGA, 81.7%)
- 113 - 2009-10 (22 PPGA, 80.5%)
- 115 - 2013-14 (24 PPGA, 79.1%)

### On Road:

- 77 - 2012-13 (21 PPGA, 72.7%)\*
- 120 - 2013-14 (23 PPGA, 81.3%)
- 133 - 2010-11 (24 PPGA, 82.0%)
- 140 - 2009-12 (21 PPGA, 85.0%)

### MOST SHORTHANDED GOALS AGAINST

- 13 - 2005-06
- 11 - 1999-00
- 10 - 2007-08
- 1998-99

### At Home:

- 6 - 2007-08
- 1999-00
- 5 - 2005-06

### On Road:

- 8 - 2005-06
- 6 - 1998-99
- 5 - four times, last 2008-09

### FEWEST SHORTHANDED GOALS AGAINST

- 0 - 2013-14
- 2 - 2010-11
- 2006-07
- 4 - 2012-13\*
- 2011-12
- 2000-01

### At Home:

- 0 - 2013-14
- 1 - 2011-12
- 2010-11
- 2 - 2006-07

### On Road:

- 0 - 2013-14
- 2006-07
- 2000-01
- 1 - 2012-13
- 2010-11

### MOST CONSECUTIVE GAMES WITH A SHORTHANDED GOAL

- 3 - 12/15-12/23/01
- 2 - 13 times, last 11/9-11/12/11

### At Home:

- 3 - 12/15-12/23/01
- 2 - seven times, last 3/24-3/26/11

### On Road:

- 2 - 1/24-1/26/06

### MOST CONSECUTIVE GAMES WITH A SHORTHANDED GOAL AGAINST

- 2 - eight times, last 12/19-12/22/07

### At Home:

- 2 - four times, last 12/6-12/8/07

### On Road:

- 2 - 2/28-3/2/02
- 10/31-11/3/99

### PENALTY MINUTES

#### MOST PENALTY MINUTES

- 1533 - 2005-06
- 1420 - 1998-99
- 1360 - 2003-04

#### At Home:

- 819 - 2005-06
- 766 - 2003-04
- 696 - 1998-99

#### On Road:

- 724 - 1998-99
- 714 - 2005-06
- 594 - 2003-04

#### FEWEST PENALTY MINUTES

- 471 - 2012-13\*
- 689 - 2011-12
- 698 - 2009-10
- 720 - 2010-11

#### At Home:

- 233 - 2012-13\*
- 337 - 2009-10
- 349 - 2011-12
- 411 - 2010-11

#### On Road:

- 238 - 2012-13\*
- 309 - 2010-11
- 340 - 2011-12
- 361 - 2009-10

#### MOST PENALTY MINUTES, OPPONENT

- 1617 - 2003-04
- 1498 - 2005-06
- 1326 - 1998-99

#### At Home:

- 931 - 2003-04
- 826 - 2006-07
- 765 - 1998-99

#### On Road:

- 735 - 2005-06
- 686 - 2003-04
- 561 - 1998-99

#### FEWEST PENALTY MINUTES, OPPONENT

- 485 - 2012-13\*
- 683 - 2011-12
- 696 - 2010-11
- 753 - 2013-14

#### At Home:

- 249 - 2012-13\*
- 388 - 2011-12
- 411 - 2010-11
- 2009-10

### On Road:

- 236 - 2012-13\*
- 285 - 2010-11
- 295 - 2011-12
- 326 - 2013-14

### SHOTS

#### MOST SHOTS

- 2508 - 2009-10
- 2425 - 2007-08
- 2382 - 2013-14

#### At Home:

- 1314 - 2009-10
- 1291 - 2007-08
- 1273 - 2005-06

#### On Road:

- 1194 - 2009-10
- 1173 - 2013-14
- 1134 - 2007-08

#### FEWEST SHOTS

- 1244 - 2012-13\*
- 2019 - 2001-02
- 2182 - 1999-00
- 2215 - 2000-01

#### At Home:

- 658 - 2012-13\*
- 1079 - 2001-02
- 1161 - 2003-04
- 1156 - 2000-01

#### On Road:

- 586 - 2012-13\*
- 940 - 2001-02
- 961 - 1999-00
- 999 - 1998-99

#### MOST SHOTS AGAINST

- 2696 - 1998-99
- 2662 - 2005-06
- 2561 - 2006-07

#### At Home:

- 1381 - 1998-99
- 1314 - 2005-06
- 1302 - 2006-07

#### On Road:

- 1348 - 2005-06
- 1315 - 1998-99
- 1288 - 2011-12

#### FEWEST SHOTS AGAINST

- 1335 - 2012-13\*
- 2252 - 2002-03
- 2314 - 2001-02
- 2335 - 2003-04

#### At Home:

- 634 - 2012-13\*
- 1131 - 2003-04
- 1138 - 2013-14
- 1148 - 2002-03

#### On Road:

- 701 - 2012-13\*
- 1103 - 2000-01
- 1104 - 2002-03
- 1111 - 2010-11

\*The 2012-13 season was 48 games

# TEAM HISTORY & RECORDS

## TEAM RECORDS - GAME

### GOALS

#### MOST GOALS SCORED

- 9 - 3/18/06 in 9-4 win vs. Calgary
- 3/4/04 in 9-4 win at Pittsburgh
- 8 - 2/28/09 in 8-0 win vs. Detroit
- 1/5/07 in 8-3 win at Chicago
- 2/21/04 in 8-2 win at Phoenix

#### At Home:

- 9 - 3/18/06 in 9-4 win vs. Calgary
- 8 - 2/28/09 in 8-0 win vs. Detroit
- 7 - five times, last 12/15/09 in 7-4 win vs. Tampa Bay

#### On Road:

- 9 - 3/4/04 in 9-4 win at Pittsburgh
- 8 - 1/5/07 in 8-3 win at Chicago
- 2/21/04 in 8-2 win at Phoenix

#### MOST GOALS ALLOWED

- 8 - six times, last 3/11/10 in 8-5 loss at San Jose
- #### At Home:
- 8 - 10/5/06 in 8-6 loss vs. Chicago
  - 7 - six times, last 1/17/09 in 7-2 loss vs. Atlanta

#### On Road:

- 8 - five times, last 3/11/10 in 8-5 loss at San Jose

#### MOST GOALS SCORED BY BOTH TEAMS

- 14 - 10/5/06 in 8-6 loss vs. Chicago
- 13 - five times, last 3/11/10 in 8-5 loss at San Jose

#### At Home:

- 14 - 10/5/06 in 8-6 loss vs. Chicago
- 13 - 11/16/06 in 7-6 loss vs. Minnesota
- 3/18/06 in 9-4 win vs. Calgary

#### On Road:

- 13 - 3/11/10 in 8-5 loss at San Jose
- 11/6/08 in 7-6 loss at Calgary
- 3/4/04 in 9-4 win at Pittsburgh
- 12 - 4/10/09 in 8-4 loss at Minnesota
- 2/27/08 in 8-4 loss at Buffalo

#### LARGEST MARGIN OF VICTORY

- 8 - 2/28/09 in 8-0 win vs. Detroit
- 7 - twice, last 1/8/08 in 7-0 win at Los Angeles
- 6 - seven times, last 3/8/13 in 6-0 win vs. Edmonton

#### At Home:

- 8 - 2/28/09 in 8-0 win vs. Detroit
- 7 - 12/23/06 in 7-0 win vs. Los Angeles
- 6 - six times, last 3/8/13 in 6-0 win vs. Edmonton

#### On Road:

- 7 - 1/8/08 in 7-0 win at Los Angeles
- 6 - 2/21/04 in 8-2 win at Phoenix
- 5 - six times, last 2/5/13 in 6-1 win at St. Louis

#### LARGEST MARGIN OF DEFEAT

- 8 - 1/11/99 in 8-0 loss at Philadelphia
- 7 - 10/30/02 in 7-0 loss at St. Louis
- 1/18/99 in 8-1 loss at Boston

#### At Home:

- 5 - eight times, last 10/26/13 in 6-1 loss vs. St. Louis

#### On Road:

- 8 - 1/11/99 in 8-0 loss at Philadelphia
- 7 - 10/30/02 in 7-0 loss at St. Louis
- 1/18/99 in 8-1 loss at Boston

### SPECIAL TEAMS

#### MOST POWER PLAY GOALS

- 6 - 3/4/04 in 9-4 win at Pittsburgh
- 5 - 2/18/04 in 7-3 win vs. San Jose
- 4 - 1/7/12 in 5-2 win vs. Carolina
- 11/10/05 in 5-3 win vs. Dallas
- 12/20/01 in 6-2 win vs. Vancouver

#### At Home:

- 5 - 2/18/04 in 7-3 win vs. San Jose
- 4 - 1/7/12 in 5-2 win vs. Carolina
- 11/10/05 in 5-3 win vs. Dallas
- 12/20/01 in 6-2 win vs. Vancouver

#### On Road:

- 6 - 3/4/04 in 9-4 win at Pittsburgh
- 3 - 14 times, last 12/11/11 in 6-5 win at Vancouver

#### MOST POWER PLAY CHANCES

- 12 - 10/26/05 in 3-2 loss at Columbus
- 11 - 2/8/07 in 4-2 win vs. Toronto
- 2/17/06 in 2-1 win at St. Louis
- 12/20/01 in 6-2 win vs. Vancouver

#### At Home:

- 11 - 2/8/07 in 4-2 win vs. Toronto
- 12/20/01 in 6-2 win vs. Vancouver
- 10 - seven times, last 12/8/07 in 4-2 win vs. Anaheim

#### On Road:

- 12 - 10/26/05 in 3-2 loss at Columbus
- 11 - 12/17/06 in 2-1 win at St. Louis
- 10 - four times, last 1/3/06 in 3-0 loss at Colorado

#### MOST POWER PLAY GOALS

#### AGAINST

- 5 - 2/18/09 in 6-2 loss at Detroit
- 11/29/08 in 6-2 loss vs. Minnesota
- 10/7/06 in 6-5 loss at Minnesota
- 4 - seven times, last 12/22/11 in 6-5 win vs. Columbus

#### At Home:

- 5 - 11/29/08 in 6-2 loss vs. Minnesota
- 4 - 12/22/11 in 6-5 win vs. Columbus
- 3/18/06 in 9-4 win vs. Calgary

#### On Road:

- 5 - 2/18/09 in 6-2 loss at Detroit
- 10/7/06 in 6-5 loss at Minnesota
- 4 - five times, last 11/11/10 in 5-4 loss at Toronto

#### MOST SHORTHANDED GOALS

- 2 - four times, last 11/6/08 in 7-6 loss at Calgary

#### At Home:

- 2 - 11/18/99 in 6-1 win vs. Montreal

#### On Road:

- 2 - 11/6/08 in 7-6 loss at Calgary
- 1/19/08 in 5-2 win at St. Louis
- 3/14/00 in 3-2 loss at Detroit

#### MOST SHORTHANDED SITUATIONS

- 13 - 10/25/05 in 5-3 win vs. Chicago
- 12 - 11/26/05 in 3-1 loss vs. Dallas
- 11/29/08 in 6-2 loss vs. Minnesota

#### At Home:

- 13 - 10/25/05 in 5-3 win vs. Chicago
- 12 - 11/26/05 in 3-1 loss vs. Dallas
- 11 - 11/29/08 in 6-2 loss vs. Minnesota
- 3/2/06 in 3-1 win vs. Vancouver

#### On Road:

- 11 - 3/5/06 in 3-2 loss at Edmonton
- 2/6/06 in 4-2 loss at Dallas
- 10 - nine times, last 10/20/11 at Vancouver

#### MOST SHORTHANDED GOALS

#### AGAINST

- 2 - 3/21/13 in 5-3 win vs. Calgary
- 3/2/02 in 5-2 loss at Calgary
- 3/2/00 in 4-3 loss at San Jose

#### At Home:

- 2 - 3/21/13 in 5-3 win vs. Calgary

#### On Road:

- 2 - 3/2/02 in 5-2 loss at Calgary
- 3/2/00 in 4-3 loss at San Jose

### PENALTY MINUTES

#### MOST PENALTY MINUTES

- 95 - 10/25/05 in 5-3 win vs. Chicago
- 85 - 10/30/03 in 5-3 win vs. Detroit
- 54 - 3/6/08 in 6-2 loss at Vancouver
- 3/11/06 in 3-2 loss at San Jose

#### At Home:

- 95 - 10/25/05 in 5-3 win vs. Chicago
- 85 - 10/30/03 in 5-3 win vs. Detroit
- 46 - 11/29/08 in 6-2 loss vs. Minnesota

#### On Road:

- 54 - 3/6/08 in 6-2 loss at Vancouver
- 3/11/06 in 3-2 loss at San Jose
- 47 - 3/20/04 in 3-1 win at Calgary
- 42 - 1/22/04 in 4-0 loss at Calgary

#### MOST PENALTY MINUTES, OPPONENT

- 125 - 10/30/03 in 5-3 win vs. Detroit
- 107 - 3/20/04 in 3-1 win at Calgary
- 64 - 2/3/07 in 3-0 win vs. Anaheim

#### At Home:

- 125 - 10/30/03 in 5-3 win vs. Detroit
- 64 - 2/3/07 in 3-0 win vs. Anaheim
- 54 - 12/23/06 in 7-0 win vs. Los Angeles

#### On Road:

- 107 - 3/20/04 in 3-1 win at Calgary
- 62 - 3/11/06 in 3-2 loss at San Jose
- 56 - 3/6/08 in 6-2 loss at Vancouver



# TEAM HISTORY & RECORDS

## TEAM RECORDS - GAME

### MOST PENALTY MINUTES BY

#### BOTH TEAMS

- 210 - 10/30/03 in 5-3 win vs. Detroit (DET 125, NSH 85)
- 154 - 3/20/04 in 3-1 win at Calgary (CGY 107, NSH 47)
- 146 - 10/25/05 in 5-3 win vs. Chicago (NSH 95, CHI 51)

#### At Home:

- 210 - 10/30/03 in 5-3 win vs. Detroit (DET 125, NSH 85)
- 146 - 10/25/05 in 5-3 win vs. Chicago (NSH 95, CHI 51)
- 110 - 2/3/07 in 3-0 win vs. Anaheim (ANA 64, NSH 44)

#### On Road:

- 154 - 3/20/04 in 3-1 win at Calgary (CGY 107, NSH 47)
- 116 - 3/11/06 in 3-2 loss at San Jose (S.J. 62, NSH 54)
- 110 - 3/6/08 in 6-2 loss at Vancouver (VAN 56, NSH 54)

### SHOTS

#### MOST SHOTS

- 55 - 11/14/09 in 2-0 win vs. Montreal
- 52 - 10/14/99 in 5-1 loss vs. San Jose
- 51 - 2/21/08 in 3-2 SO loss vs. Vancouver
- 1/13/00 in 4-3 loss vs. Vancouver

#### At Home:

- 55 - 11/14/09 in 2-0 win vs. Montreal
- 52 - 10/14/99 in 5-1 loss vs. San Jose
- 51 - 2/21/08 in 3-2 SO loss vs. Vancouver
- 1/13/00 in 4-3 loss vs. Vancouver

#### On Road:

- 48 - 1/29/10 in 4-2 loss at Detroit
- 45 - 3/11/10 in 8-5 loss at San Jose
- 44 - 12/1/07 in 5-4 win at Montreal

#### MOST SHOTS AGAINST

- 57 - 11/11/08 in 4-3 OT win at San Jose
- 10/21/98 in 5-2 loss at Detroit
- 53 - 12/23/98 in 5-3 win vs. Detroit
- 51 - 2/10/09 in 5-3 loss vs. Detroit

#### At Home:

- 53 - 12/23/98 in 5-3 win vs. Detroit
- 51 - 2/10/09 in 5-3 loss vs. Detroit
- 50 - 2/9/99 in 5-2 loss vs. Detroit

#### On Road:

- 57 - 11/11/08 in 4-3 OT win at San Jose
- 10/21/98 in 5-2 loss at Detroit
- 48 - 3/25/06 in 6-4 loss at Los Angeles
- 11/26/99 in 1-0 loss at Washington

#### MOST SHOTS BY BOTH TEAMS

- 90 - 11/16/06 in 7-6 loss vs. Minnesota (NSH 45, MIN 45)
- 87 - 12/23/98 in 5-3 win vs. Detroit (DET 53, NSH 34)
- 86 - 11/11/08 in 4-3 OT win at San Jose (S.J. 57, NSH 29)
- 10/21/06 in 4-3 loss vs. Vancouver (VAN 46, NSH 40)

#### At Home:

- 90 - 11/16/06 in 7-6 loss vs. Minnesota (NSH 45, MIN 45)
- 87 - 12/23/98 in 5-3 win vs. Detroit (DET 53, NSH 34)
- 86 - 10/21/06 in 4-3 loss vs. Vancouver (VAN 46, NSH 40)

#### On Road:

- 86 - 11/11/08 in 4-3 OT win at San Jose (S.J. 57, NSH 29)
- 78 - 11/23/05 in 4-2 win at Columbus (NSH 41, CBJ 37)
- 77 - 1/29/10 in 4-2 loss at Detroit (NSH 48, DET 29)
- 3/21/06 in 3-2 win at Detroit (DET 41, NSH 36)

#### FEWEST SHOTS

- 9 - 1/27/01 in 5-1 loss vs. Colorado
  - 10 - 11/22/99 in 3-2 loss at St. Louis
  - 12 - 10/17/11 in 3-1 loss at Edmonton
- At Home:**
- 9 - 1/27/01 in 5-1 loss vs. Colorado
  - 13 - 10/15/09 in 3-1 loss vs. Chicago

#### On Road:

- 10 - 11/22/99 in 3-2 loss at St. Louis
- 12 - 10/17/11 in 3-1 loss at Edmonton
- 13 - 2/9/08 in 4-3 loss at San Jose
- 10/15/02 in 4-3 loss at NY Islanders

#### FEWEST SHOTS AGAINST

- 12 - 3/4/03 in 2-1 loss at St. Louis
- 13 - 11/8/01 in 3-1 loss at Montreal
- 14 - 12/3/11 in 3-2 loss vs. Buffalo
- 3/23/10 in 3-1 loss vs. Dallas

#### At Home:

- 14 - 12/3/11 in 3-2 loss vs. Buffalo
- 3/23/10 in 3-1 loss vs. Dallas
- 15 - 11/24/10 in 2-1 SO loss vs. St. Louis
- 11/29/02 in 2-1 loss vs. New Jersey
- 16 - 2/27/14 in 3-2 win vs. Tampa Bay
- 10/12/13 in 3-2 win vs. NY Islanders
- 1/17/08 in 2-1 loss vs. Anaheim
- 2/18/01 in 3-2 win vs. Tampa Bay

#### On Road:

- 12 - 3/4/03 in 2-1 loss at St. Louis
- 13 - 11/8/01 in 3-1 loss at Montreal
- 15 - 12/4/07 in 3-1 loss at Toronto

#### FEWEST SHOTS BY BOTH TEAMS

- 31 - 3/4/03 in 2-1 loss at St. Louis (NSH 19, STL 12)
- 35 - 3/4/13 in 5-1 loss at Los Angeles (NSH 19, L.A. 16)
- 12/28/98 in 1-0 loss at Dallas (DAL 21, NSH 14)
- 36 - 12/17/10 in 3-1 win at New Jersey (NSH 20, N.J. 16)
- 10/5/01 in 4-1 loss at Dallas (NSH 19, DAL 17)

#### At Home:

- 37 - 1/26/02 in 3-1 loss vs. Anaheim (NSH 19, ANA 18)
- 38 - 3/4/14 in 3-1 loss vs. Pittsburgh (NSH 19, PIT 19)
- 12/20/03 in 1-0 win vs. Detroit (DET 21, NSH 17)
- 41 - 4/9/13 in 1-0 loss vs. St. Louis (STL 26, NSH 15)
- 1/21/02 in 1-0 loss vs. Phoenix (PHX 22, NSH 19)

#### On Road:

- 31 - 3/4/03 in 2-1 loss at St. Louis (NSH 19, STL 12)
- 35 - 3/4/13 in 5-1 loss at Los Angeles (NSH 19, L.A. 16)
- 12/28/98 in 1-0 loss at Dallas (DAL 21, NSH 14)
- 36 - 12/17/10 in 3-1 win at New Jersey (NSH 20, N.J. 16)
- 10/5/01 in 4-1 loss at Dallas (NSH 19, DAL 17)

#### LARGEST SHOT ADVANTAGE

- 35 - 11/14/09 in 2-0 win vs. Montreal (NSH 55, MTL 20)
- 30 - 11/25/08 in 1-0 SO loss vs. St. Louis (NSH 47, STL 17)
- 29 - 10/14/99 in 5-1 loss vs. San Jose (NSH 52, S.J. 23)

#### At Home:

- 35 - 11/14/09 in 2-0 win vs. Montreal (NSH 55, MTL 20)
- 30 - 11/25/08 in 1-0 SO loss vs. St. Louis (NSH 47, STL 17)
- 29 - 10/14/99 in 5-1 loss vs. San Jose (NSH 52, S.J. 23)

#### On Road:

- 24 - 11/13/99 in 6-2 loss at Pittsburgh (NSH 40, PIT 16)
- 20 - 1/21/10 in 4-2 loss at Phoenix (NSH 43, PHX 23)
- 12/4/07 in 3-1 loss at Toronto (NSH 35, TOR 15)
- 19 - three times, last 3/11/10 in 8-5 loss at San Jose (NSH 45, S.J. 26)

#### LARGEST SHOT DEFICIT

- 42 - 10/21/98 in 5-2 loss at Detroit (DET 57, NSH 15)
- 30 - 2/10/09 in 5-3 loss vs. Detroit (DET 51, NSH 21)
- 29 - three times, last 3/25/06 in 6-4 loss at Los Angeles (L.A. 48, NSH 19)

#### At Home:

- 30 - 2/10/09 in 5-3 loss vs. Detroit (DET 51, NSH 21)
- 29 - 2/9/99 in 5-2 loss vs. Detroit (DET 50, NSH 21)
- 27 - 1/27/01 in 5-1 loss vs. Colorado (COL 36, NSH 9)

#### On Road:

- 42 - 10/21/98 in 5-2 loss at Detroit (DET 57, NSH 15)
- 29 - 3/25/06 in 6-4 loss at Los Angeles (L.A. 48, NSH 19)
- 11/26/99 in 1-0 loss at Washington (WSH 48, NSH 19)

# TEAM HISTORY & RECORDS

## TEAM RECORDS - PERIOD

### GOALS

#### MOST GOALS

6 - 12/17/05 in 2nd per. of 7-3 win vs. Columbus

5 - six times, last 4/12/14 in 3rd per. of 7-5 win vs. Chicago

#### At Home:

6 - 12/17/05 in 2nd per. of 7-3 win vs. Columbus

5 - five times, last 4/12/14 in 3rd per. of 7-5 win vs. Chicago

#### On Road:

5 - 1/5/07 in 2nd per. of 8-3 win at Chicago

4 - 16 times, last 4/13/14 in 2nd per. of 7-3 win at Minnesota

#### MOST GOALS AGAINST

6 - 3/28/13 in 1st per. of 7-4 loss vs. Phoenix

- 3/11/10 in 3rd per. of 8-5 loss at San Jose

5 - 10/22/09 in 3rd per. of 6-5 OT win at Ottawa

#### At Home:

6 - 3/28/13 in 1st per. of 7-4 loss vs. Phoenix

4 - 16 times, last 1/9/14 in 2nd per. of 4-3 loss vs. Anaheim

#### On Road:

6 - 3/11/10 in 3rd per. of 8-5 loss at San Jose

5 - 10/22/09 in 3rd per. of 6-5 OT win at Ottawa

#### MOST GOALS BY BOTH TEAMS

9 - 3/28/13 in 1st per. of 7-4 loss vs. Phoenix (PHX 6, NSH 3)

7 - seven times, last 4/12/14 in 3rd per. of 7-5 win vs. Chicago (NSH 5, CHI 2)

#### At Home:

9 - 3/28/13 in 1st per. of 7-4 loss vs. Phoenix (PHX 6, NSH 3)

7 - 4/12/14 in 3rd per. of 7-5 win vs. Chicago (NSH 5, CHI 2)

- 3/18/06 in 2nd per. of 9-4 win vs. Calgary (NSH 5, CGY 2)

- 12/17/05 in 2nd per. of 7-3 win vs. Columbus (NSH 6, CBJ 1)

#### On Road:

7 - four times, last 2/18/13 in 2nd per. of 6-5 loss at Colorado (COL 4, NSH 3)

### FASTEST GOALS

#### FASTEST GOAL FROM START

##### OF GAME

0:11 - David Legwand, 4/5/07

in 4-1 win vs. St. Louis

0:12 - Shea Weber, 4/7/10 in 5-2

loss at Phoenix

0:14 - Patric Hornqvist, 10/29/11

in 3-0 win vs. Anaheim

#### At Home:

0:11 - David Legwand, 4/5/07

in 4-1 win vs. St. Louis

0:14 - Patric Hornqvist, 10/29/11

in 3-0 win vs. Anaheim

#### On Road:

0:12 - Shea Weber, 4/7/10 in 5-2

loss at Phoenix

0:25 - Randy Robitaille, 11/10/99

in 4-2 win at Chicago

#### FASTEST GOAL AGAINST FROM

##### START OF GAME

0:09 - Taylor Pyatt, 12/6/11 in

3-2 loss vs. Phoenix

- Andy McDonald, 11/24/10

in 2-1 SO loss vs. St. Louis

0:14 - Tomas Holmstrom,

11/8/03 in 4-3 win at

Detroit

#### At Home:

0:09 - Taylor Pyatt, 12/6/11 in

3-2 loss vs. Phoenix

- Andy McDonald, 11/24/10

in 2-1 SO loss vs. St. Louis

0:15 - Justin Williams, 12/18/10

in 6-1 loss vs. Los Angeles

#### On Road:

0:14 - Tomas Holmstrom,

11/8/03 in 4-3 win at

Detroit

0:22 - Jason Allison, 12/21/99 in

3-1 win at Boston

#### FASTEST GOAL FROM START

##### OF SECOND PERIOD

0:07 - Alexander Radulov,

1/24/08 in 4-3 OT loss at

Phoenix

0:07 - Vitali Yachmenev,

10/31/00 in 4-2 loss vs.

St. Louis

0:11 - J-P Dumont, 11/18/06 in

4-2 win vs. Columbus

#### At Home:

0:07 - Vitali Yachmenev,

10/31/00 in 4-2 loss vs.

St. Louis

0:11 - J-P Dumont, 11/18/06 in

4-2 win vs. Columbus

#### On Road:

0:07 - Alexander Radulov,

1/24/08 in 4-3 OT loss at

Phoenix

0:20 - Eric Nystrom, 10/20/13 in

3-1 win at Winnipeg

- Cliff Ronning, 1/28/99 in

4-2 win at Buffalo

#### FASTEST GOAL AGAINST FROM

##### START OF SECOND PERIOD

0:09 - Jason Arnett, 2/3/00 in

4-1 loss at New Jersey

0:12 - Jonathan Toews, 4/7/09

in 4-2 loss vs. Chicago

0:16 - Kyle Brodziak, 1/31/12 in

5-4 win at Minnesota

- Steve Heinze, 1/18/99 in

8-1 loss at Boston

#### At Home:

0:12 - Jonathan Toews, 4/7/09

in 4-2 loss vs. Chicago

0:18 - Paul Kariya, 4/7/00 in 5-1

loss vs. Anaheim

#### On Road:

0:09 - Jason Arnett, 2/3/00 in

4-1 loss at New Jersey

0:16 - Kyle Brodziak, 1/31/12 in

5-4 win at Minnesota

- Steve Heinze, 1/18/99 in

8-1 loss at Boston

#### FASTEST GOAL FROM START

##### OF THIRD PERIOD

0:07 - Jason Arnett, 1/30/10 in

4-3 win vs. Atlanta

0:13 - Adam Hall, 3/13/04 in 4-4

tie vs. Calgary

0:14 - Andreas Johansson,

11/21/02 in 1-1 tie at

Colorado

- Andy Delmore, 12/6/01 in

4-2 win vs. Ottawa

#### At Home:

0:07 - Jason Arnett, 1/30/10 in

4-3 win vs. Atlanta

0:13 - Adam Hall, 3/13/04 in 4-4

tie vs. Calgary

#### On Road:

0:14 - Andreas Johansson,

11/21/02 in 1-1 tie at

Colorado

0:19 - David Legwand, 12/27/03

in 5-1 win at Buffalo

#### FASTEST GOAL AGAINST FROM

##### START OF THIRD PERIOD

0:15 - Joe Murphy, 12/17/98 in

3-1 loss at San Jose

0:24 - Alexander Edler, 12/9/08

in 3-1 loss vs. Vancouver

- Joe Murphy, 12/10/98 in

2-1 win vs. San Jose

0:25 - Brad Isbister, 11/7/00 in

2-1 loss at NY Islanders

#### At Home:

0:24 - Alexander Edler, 12/9/08

in 3-1 loss vs. Vancouver

- Joe Murphy, 12/10/98 in

2-1 win vs. San Jose

0:26 - Joe Nieuwendyk, 3/21/02

in 4-3 loss vs. New Jersey

#### On Road:

0:15 - Joe Murphy, 12/17/98 in

3-1 loss at San Jose

0:25 - Brad Isbister, 11/7/00 in

2-1 loss at NY Islanders

#### FASTEST GOAL FROM START

##### OF OVERTIME

0:06 - David Legwand, 3/9/06

in 3-2 win at Vancouver

0:16 - Ryan Suter, 4/3/10 in 4-3

win at Detroit

0:19 - Martin Erat, 11/15/07 in

5-4 win vs. Chicago

#### At Home:

0:19 - Martin Erat, 11/15/07 in

5-4 win vs. Chicago

0:28 - Roman Josi, 2/25/13 in

5-4 win vs. Dallas

#### On Road:

0:06 - David Legwand, 3/9/06

in 3-2 win vs. Vancouver

0:16 - Ryan Suter, 4/3/10 in 4-3

win at Detroit

#### FASTEST GOAL AGAINST FROM

##### START OF OVERTIME

0:24 - Todd Bertuzzi, 12/12/09

in 3-2 loss vs. Detroit

0:28 - Josef Stumpel, 3/4/00 in

3-2 loss at Los Angeles

0:34 - Teemu Selanne, 3/18/09

in 4-3 loss at Anaheim

#### At Home:

0:24 - Todd Bertuzzi, 12/12/09

in 3-2 loss vs. Detroit

0:58 - Vaclav Prospal, 2/7/08 in

2-1 loss vs. Tampa Bay

#### On Road:

0:28 - Josef Stumpel, 3/4/00 in

3-2 loss at Los Angeles

0:34 - Teemu Selanne, 3/18/09

in 4-3 loss at Anaheim

#### LATEST OVERTIME GOAL

4:44 - Marek Zidlicky, 1/31/04 in

3-2 win vs. San Jose

- Andy Delmore, 1/7/03 in

2-1 win vs. St. Louis

4:43 - Craig Smith, 10/24/13 in

3-2 win vs. Winnipeg

4:10 - Alexander Radulov,

2/2/08 in 3-2 win vs.

Phoenix

#### At Home:

4:44 - Marek Zidlicky, 1/31/04 in

3-2 win vs. San Jose

- Andy Delmore, 1/7/03 in

2-1 win vs. St. Louis

4:43 - Craig Smith, 10/24/13 in

3-2 win vs. Winnipeg

# TEAM HISTORY & RECORDS

## TEAM RECORDS - PERIOD

### On Road:

- 3:56 - Greg Johnson, 3/17/00 in 4-3 win at Phoenix
- 3:49 - Seth Jones, 3/10/14 in 4-3 win at Ottawa

### LATEST OVERTIME GOAL

#### AGAINST

- 4:56 - Tommy Albelin, 11/3/99 in 5-4 loss at Calgary
- 4:55 - Marian Gaborik, 2/17/08 in 5-4 loss at Minnesota
- 4:31 - Zbynek Michalek, 1/24/08 in 4-3 loss at Phoenix

### At Home:

- 4:08 - Jason Woolley, 2/10/99 in 2-1 loss vs. Buffalo
- 3:53 - Patrick Marleau, 2/15/11 in 2-1 loss vs. San Jose

### On Road:

- 4:56 - Tommy Albelin, 11/3/99 in 5-4 loss at Calgary
- 4:55 - Marian Gaborik, 2/17/08 in 5-4 loss at Minnesota

### FASTEST TWO GOALS,

#### INDIVIDUAL

- 0:23 - Scott Hartnell, 2/19/07 @ 5:34 & 5:57 of 2nd per. of 4-1 win vs. Phoenix
- 0:26 - David Legwand, 11/20/00 @ 9:30 & 9:56 of 2nd per. of 6-3 loss at Detroit

### At Home:

- 0:23 - Scott Hartnell, 2/19/07 @ 5:34 & 5:57 of 2nd per. of 4-1 win vs. Phoenix
- 0:27 - Petr Tenkrat, 12/15/01 @ 13:44 & 14:11 of 2nd per. of 5-2 win vs. Chicago

### On Road:

- 0:26 - David Legwand, 11/20/00 @ 9:30 & 9:56 of 2nd per. of 6-3 loss at Detroit
- 1:04 - Blake Geoffrion, 3/20/11 @ 17:33 & 18:37 of 3rd per. of 4-3 OT win at Buffalo

### FASTEST TWO GOALS AGAINST,

#### INDIVIDUAL

- 0:19 - Jeff Carter, 3/4/13 @ 4:39 & 4:58 of 3rd per. of 5-1 loss at Los Angeles
- 0:33 - Kelly Chase, 3/2/99 @ 18:26 & 18:59 of 1st per. of 5-1 loss vs. St. Louis
- 0:39 - Phil Housley, 11/3/99 @ 18:44 & 19:23 of 3rd per. of 5-4 loss at Calgary

### At Home:

- 0:33 - Kelly Chase, 3/2/99 @ 18:26 & 18:59 of 1st per. of 5-1 loss vs. St. Louis
- 1:01 - Todd Bertuzzi, 1/21/03 @ 8:22 & 9:23 of 3rd per. of 3-2 win vs. Vancouver

### On Road:

- 0:19 - Jeff Carter, 3/4/13 @ 4:39 & 4:58 of 3rd per. of 5-1 loss at Los Angeles
- 0:39 - Phil Housley, 11/3/99 @ 18:44 & 19:23 of 3rd per. of 5-4 loss at Calgary
- 0:40 - Troy Brouwer, 1/16/11 @ 9:19 & 9:49 of 3rd per. of 6-3 loss at Chicago

### FASTEST TWO GOALS, TEAM

- 0:05 - Colin Wilson & Shea Weber (ENG), 11/15/11 @ 19:35 & 19:40 of 3rd per. of 3-1 win vs. Washington
- 0:08 - Paul Kariya & Darcy Hordichuk, 1/21/06 @ 13:27 & 13:35 of 3rd per. of 7-2 win vs. Columbus

### At Home:

- 0:05 - Colin Wilson & Shea Weber (ENG), 11/15/11 @ 19:35 & 19:40 of 3rd per. of 3-1 win vs. Washington
- 0:08 - Paul Kariya & Darcy Hordichuk, 1/21/06 @ 13:27 & 13:35 of 3rd per. of 7-2 win vs. Columbus

### On Road:

- 0:10 - Jordin Tootoo & Martin Erat, 11/17/10 @ 11:33 & 11:43 of 1st per. of 5-4 loss at Toronto
- 0:11 - Greg de Vries & Scott Nichol, 10/17/08 @ 8:12 & 8:23 of 2nd per. of 5-3 loss at Columbus

### FASTEST TWO GOALS AGAINST,

#### TEAM

- 0:08 - Radim Vrbata & David Moss, 3/28/13 @ 3:42 & 3:50 of 1st per. of 7-4 loss vs. Phoenix
- Nikita Filatov & Jakob Voracek, 10/17/08 @ 14:18 & 14:26 of 1st per. of 5-3 loss at Columbus
- 0:09 - Valeri Nichushkin & Cody Eakin, 3/28/14 @ 7:39 & 7:48 of 3rd per. of 7-3 loss at Dallas
- Martin Havlat & Craig MacDonald, 1/20/07 @ 9:37 & 9:46 of 1st per. of 6-3 win vs. Chicago

### At Home:

- 0:08 - Radim Vrbata & David Moss, 3/28/13 @ 3:42 & 3:50 of 1st per. of 7-4 loss vs. Phoenix
- 0:09 - Martin Havlat & Craig MacDonald, 1/20/07 @ 9:37 & 9:46 of 1st per. of 6-3 win vs. Chicago
- 0:13 - Pavel Datsyuk & Danny Cleary, 12/26/11 @ 12:52 & 13:05 of 2nd per. of 4-1 loss vs. Detroit

### On Road:

- 0:08 - Nikita Filatov & Jakob Voracek, 10/17/08 @ 14:18 & 14:26 of 1st per. of 5-3 loss at Columbus
- 0:13 - Paul Stastny & Jamie McGinn, 2/18/13 @ 13:33 & 13:46 of 2nd per. of 6-5 loss at Colorado
- 0:18 - Cal Clutterbuck & Owen Nolan, 10/28/09 @ 2:00 & 2:18 of 2nd per. of 4-3 win at Minnesota

### FASTEST TWO GOALS, BOTH

#### TEAMS

- 0:05 - Rick Nash (CBJ) & Scott Walker (NSH), 12/4/03 @ 19:39 & 19:44 of 3rd per. of 4-2 win at Columbus
- 0:07 - Daniel Sedin (VAN) & Nick Spaling (NSH), 2/17/11 @ 18:15 & 18:22 of 2nd per. of 3-1 win vs. Vancouver
- Marcel Goc (S.J.) & Paul Kariya (NSH), 11/2/05 @ 6:14 & 6:21 of 1st per. of 3-2 loss at San Jose

### At Home:

- 0:07 - Daniel Sedin (VAN) & Nick Spaling (NSH), 2/17/11 @ 18:15 & 18:22 of 2nd per. of 3-1 win vs. Vancouver
- 0:10 - Jeff Carter (L.A.) & Mike Fisher (NSH), 12/28/13 @ 19:23 & 19:33 of 3rd per. of 3-2 win vs. Los Angeles
- David Legwand (NSH) & Teemu Selanne (ANA), 3/24/11 @ 9:29 & 9:39 of 3rd per. of 5-4 win

### On Road:

- 0:05 - Rick Nash (CBJ) & Scott Walker (NSH), 12/4/03 @ 19:39 & 19:44 of 3rd per. of 4-2 win at Columbus
- 0:07 - Marcel Goc (S.J.) & Paul Kariya (NSH), 11/2/05 @ 6:14 & 6:21 of 1st per. of 3-2 loss at San Jose

### FASTEST THREE GOALS,

#### INDIVIDUAL

- 5:56 - Steve Sullivan, 12/14/06 @ 5:58, 9:21 & 11:54 of 2nd per. of 6-0 win vs. Ottawa
- 11:12 - Rob Valicevic, 11/10/99 @ 6:17, 9:44, & 17:29 of 1st per. of 4-2 win at Chicago

### At Home:

- 5:56 - Steve Sullivan, 12/14/06 @ 5:58, 9:21 & 11:54 of 2nd per. of 6-0 win vs. Ottawa
- 13:55 - Petr Tenkrat, 12/15/01 @ 13:44 & 14:11 of 2nd per. & 7:39 of 3rd per. of 5-2 win vs. Chicago

### On Road:

- 11:12 - Rob Valicevic, 11/10/99 @ 6:17, 9:44, & 17:29 of 1st per. of 4-2 win at Chicago

### FASTEST THREE GOALS

#### AGAINST, INDIVIDUAL

- 3:18 - Jeff Carter, 12/22/11 @ 12:56, 14:35 & 16:14 of 1st per. of 6-5 win vs. Columbus
- 10:25 - Scottie Upshall, 1/21/10 @ 4:02, 13:22 & 14:27 of 3rd per. of 4-2 loss at Phoenix
- 14:47 - Jere Lehtinen, 1/17/01 @ 7:31 & 14:53 of 2nd per. & 2:28 of 3rd per. of 4-3 OT loss at Dallas
- 16:29 - Luc Robitaille, 4/12/99 @ 4:59 & 18:39 of 2nd per. & 1:28 of 3rd per. of 4-3 loss vs. Los Angeles

### At Home:

- 3:18 - Jeff Carter, 12/22/11 @ 12:56, 14:35 & 16:14 of 1st per. of 6-5 win vs. Columbus
- 16:29 - Luc Robitaille, 4/12/99 @ 4:59 & 18:39 of 2nd per. & 1:28 of 3rd per. of 4-3 loss vs. Los Angeles
- 28:44 - Joe Sakic, 2/19/99 @ 10:07 of 2nd per. & 14:05 & 18:37 of 3rd per. of 4-4 tie vs. Colorado

### On Road:

- 10:25 - Scottie Upshall, 1/21/10 @ 4:02, 13:22 & 14:27 of 3rd per. of 4-2 loss at Phoenix
- 14:47 - Jere Lehtinen, 1/17/01 @ 7:31 & 14:53 of 2nd per. & 2:28 of 3rd per. of 4-3 OT loss at Dallas

# TEAM HISTORY & RECORDS

## TEAM RECORDS - PERIOD

### FASTEST THREE GOALS, TEAM

1:15 - Darcy Hordichuk, Jason Arnott & David Legwand, 1/8/08 @ 5:25, 6:11 & 6:40 of 1st per. of 7-0 win at Los Angeles

1:24 - Joel Ward, Antti Pihlstrom & Jason Arnott, 2/28/09 @ 9:24, 9:51 & 10:48 of 1st per. of 8-0 win vs. Detroit

1:54 - Shea Weber, David Legwand & Matt Halischuk, 3/23/13 @ 8:21, 9:46 & 10:15 of 1st per. of 5-2 win vs. Columbus

### At Home:

1:24 - Joel Ward, Antti Pihlstrom & Jason Arnott, 2/28/09 @ 9:24, 9:51 & 10:48 of 1st per. of 8-0 win vs. Detroit

1:54 - Shea Weber, David Legwand & Matt Halischuk, 3/23/13 @ 8:21, 9:46 & 10:15 of 1st per. of 5-2 win vs. Columbus

### On Road:

1:15 - Darcy Hordichuk, Jason Arnott & David Legwand, 1/8/08 @ 5:25, 6:11 & 6:40 of 1st per. of 7-0 win at Los Angeles

1:55 - Sebastien Bordeleau, Joel Bouchard & Patric Kjellberg, 2/2/00 @ 7:53, 8:21, & 9:48 of 2nd per. of 6-4 win at NY Islanders

### FASTEST THREE GOALS AGAINST, TEAM

1:25 - Shane Doan, Mika Alatalo & Rick Tocchet, 11/30/99 @ 11:32, 11:46 & 12:57 of 1st per. of 6-3 loss vs. Phoenix

1:39 - Jeff Carter, Ryan Johansen & Carter, 12/22/11 @ 14:35, 15:30 & 16:14 of 1st per. of 6-5 win vs. Columbus

### At Home:

1:25 - Shane Doan, Mika Alatalo & Rick Tocchet, 11/30/99 @ 11:32, 11:46 & 12:57 of 1st per. of 6-3 loss vs. Phoenix

1:39 - Jeff Carter, Ryan Johansen & Carter, 12/22/11 @ 14:35, 15:30 & 16:14 of 1st per. of 6-5 win vs. Columbus

### On Road:

1:41 - Reed Low, Al MacInnis & Keith Tkachuk, 10/30/02 @ 8:22, 8:53 & 10:03 of 2nd per. of 7-0 loss at St. Louis

1:47 - Brent Burns, Cal Clutterbuck & Owen Nolan, 10/28/09 @ 0:31, 2:00 & 2:18 of 2nd per. of 4-3 win at Minnesota  
- Alexander Frolov, Frolov & Sean Avery, 3/25/06 @ 12:19, 13:25 & 14:06 of 3rd per. of 6-4 loss at Los Angeles

### FASTEST THREE GOALS, BOTH TEAMS

0:23 - Bryan Berard (CBJ), Paul Kariya (NSH) & Darcy Hordichuk (NSH), 1/21/06 @ 13:13, 13:27 & 13:35 of 3rd per. of 7-2 win vs. Columbus

0:29 - Colin Wilson (NSH), Paul Stastny (COL) & Jamie McGinn (COL), 2/18/13 @ 13:17, 13:33 & 13:46 of 2nd per. of 6-5 loss at Colorado

0:34 - Ryan Johnson (STL), Vernon Fiddler (NSH) & Petr Cajanek (STL), 1/4/06 @ 3:26, 3:44 & 4:00 of 1st per. of 4-3 win at St. Louis

### At Home:

0:23 - Bryan Berard (CBJ), Paul Kariya (NSH) & Darcy Hordichuk (NSH), 1/21/06 @ 13:13, 13:27 & 13:35 of 3rd per. of 7-2 win vs. Columbus

0:46 - R.J. Umberger (CBJ), David Legwand (NSH) & Matt Halischuk (NSH), 3/23/13 @ 9:29, 9:46 & 10:15 of 1st per. of 5-2 win vs. Columbus  
- Sam Gagner (EDM), Marty Reasoner (EDM) & Jason Arnott (NSH), 2/19/08 @ 15:00, 15:23 & 15:46 of 2nd per. of 5-4 win vs. Edmonton

### On Road:

0:29 - Colin Wilson (NSH), Paul Stastny (COL) & Jamie McGinn (COL), 2/18/13 @ 13:17, 13:33 & 13:46 of 2nd per. of 6-5 loss at Colorado

0:34 - Ryan Johnson (STL), Vernon Fiddler (NSH) & Petr Cajanek (STL), 1/4/06 @ 3:26, 3:44 & 4:00 of 1st per. of 4-3 win at St. Louis

### FASTEST FOUR GOALS, TEAM

3:04 - Taylor Beck, Shea Weber, David Legwand & Matt Halischuk, 3/23/13 @ 7:11, 8:21, 9:46 & 10:15 of 1st per. of 5-2 win vs. Columbus

3:38 - Sebastien Bordeleau, Joel Bouchard, Patric Kjellberg & Kjellberg, 2/2/00 @ 7:53, 8:21, 9:48, & 11:31 of 2nd per. of 6-4 win at NY Islanders

### At Home:

3:04 - Taylor Beck, Shea Weber, David Legwand & Matt Halischuk, 3/23/13 @ 7:11, 8:21, 9:46 & 10:15 of 1st per. of 5-2 win vs. Columbus

5:03 - Ville Koistinen, David Legwand, Joel Ward & Antti Pihlstrom, 2/28/09 @ 4:48, 5:17, 9:24 & 9:51 of 1st per. of 8-0 win vs. Detroit

### On Road:

3:38 - Sebastien Bordeleau, Joel Bouchard, Patric Kjellberg & Kjellberg, 2/2/00 @ 7:53, 8:21, 9:48, & 11:31 of 2nd per. of 6-4 win at NY Islanders

7:36 - Paul Kariya, Marek Zidlicky, J-P Dumont & Kariya, 3/3/07 @ 5:47, 9:39, 12:39 & 13:23 of 3rd per. of 6-3 win at Los Angeles

### FASTEST FOUR GOALS AGAINST, TEAM

3:18 - Jeff Carter, Carter, Ryan Johansen & Carter, 12/22/11 @ 12:56, 14:35, 15:30 & 16:14 of 1st per. of 6-5 win vs. Columbus

4:44 - Radim Vrbata, David Moss, Matthew Lombardi & Keith Yandle, 3/28/13 @ 3:42, 3:50, 7:08, & 8:26 of 1st per. of 7-4 loss vs. Phoenix

### At Home:

3:18 - Jeff Carter, Carter, Ryan Johansen & Carter, 12/22/11 @ 12:56, 14:35, 15:30 & 16:14 of 1st per. of 6-5 win vs. Columbus

4:44 - Radim Vrbata, David Moss, Matthew Lombardi & Keith Yandle, 3/28/13 @ 3:42, 3:50, 7:08, & 8:26 of 1st per. of 7-4 loss vs. Phoenix

### On Road:

5:31 - Brenden Morrow, Brad Richards, Lovi Eriksson & Morrow, 10/14/09 @ 3:17, 3:57, 6:31 & 8:48 of 1st per. of 6-0 loss at Dallas

6:15 - Jeff Carter, Carter, Mike Richards & Dwight King, 3/4/13 @ 4:39, 4:58, 7:40 & 10:54 of 3rd per. of 5-1 loss at Los Angeles

### FASTEST FOUR GOALS, BOTH TEAMS

1:54 - Shea Weber (NSH), R.J. Umberger (CBJ), David Legwand (NSH) & Matt Halischuk (NSH), 3/23/13 @ 8:21, 9:29, 9:46 & 10:15 of 1st per. of 5-2 win vs. Columbus

2:03 - Ville Nieminen (CGY), Chris Simon (CGY), Adam Hall (NSH) & Jarome Iginla (CGY), 3/13/04 @ 18:28 & 19:02 of 2nd per. & 0:13 & 0:31 of 3rd per. of 4-4 tie vs. Calgary

2:10 - Alexander Edler (VAN), Vernon Fiddler (NSH), Matt Pettinger (VAN) & Greg de Vries (NSH), 3/6/08 @ 4:11, 4:25, 6:09 & 6:21 of 1st per. of 6-2 loss at Vancouver

### At Home:

1:54 - Shea Weber (NSH), R.J. Umberger (CBJ), David Legwand (NSH) & Matt Halischuk (NSH), 3/23/13 @ 8:21, 9:29, 9:46 & 10:15 of 1st per. of 5-2 win vs. Columbus

2:03 - Ville Nieminen (CGY), Chris Simon (CGY), Adam Hall (NSH) & Jarome Iginla (CGY), 3/13/04 @ 18:28 & 19:02 of 2nd per. & 0:13 & 0:31 of 3rd per. of 4-4 tie vs. Calgary

# TEAM HISTORY & RECORDS

## TEAM RECORDS - PERIOD

### On Road:

2:10 - Alexander Edler (VAN), Vernon Fiddler (NSH), Matt Pettinger (VAN) & Greg de Vries (NSH), 3/6/08 @ 4:11, 4:25, 6:09 & 6:21 of 1st per. of 6-2 loss at Vancouver

2:12 - Daniel Paille (BUF), Jan Hlavac (NSH), Jason Arnott (NSH) & Andrew Peters (BUF), 2/27/08 @ 2:01, 2:46, 3:20 & 4:13 of 2nd per. of 8-4 loss at Buffalo

### SPECIAL TEAMS

#### MOST POWER PLAY GOALS

3 - five times, last 11/18/06 in 2nd per. of 4-2 win vs. Columbus

#### At Home:

3 - 11/18/06 in 2nd per. of 4-2 win vs. Columbus  
- 12/20/01 in 2nd per. of 6-2 win vs. Vancouver  
2 - 27 times, last 2/27/14 in 2nd per. of 3-2 win vs. Tampa

#### On Road:

3 - 10/12/05 in 3rd per. of 5-4 win at Colorado  
- 3/4/04 in 3rd per. of 9-4 win at Pittsburgh  
- 3/4/04 in 1st per. of 9-4 win at Pittsburgh

#### MOST POWER PLAY CHANCES

6 - four times, last 12/13/05 in 1st per. of 7-3 loss at Florida

#### At Home:

6 - 11/30/02 in 2nd per. of 5-2 win vs. Dallas  
- 12/20/01 in 2nd per. of 6-2 win vs. Vancouver  
- 10/31/00 in 3rd per. of 4-2 loss vs. St. Louis

#### On Road:

6 - 12/13/05 in 1st per. of 7-3 loss at Florida  
5 - 12 times, last 1/11/10 in 3rd per. of 3-2 win at Vancouver

#### MOST POWER PLAY GOALS AGAINST

4 - 11/16/10 in 2nd per. of 5-4 loss at Toronto

#### At Home:

3 - 12/22/11 in 1st per. of 6-5 win vs. Columbus

#### On Road:

4 - 11/16/10 in 2nd per. of 5-4 loss at Toronto

#### MOST SHORTHANDED GOALS

2 - 1/19/08 in 5-2 win at St. Louis

### At Home:

1 - 53 times, last 10/26/13 in 3rd per. of 6-1 loss vs. St. Louis

### On Road:

2 - 1/19/08 in 5-2 win at St. Louis

### MOST SHORTHANDED SITUATIONS

7 - 10/25/05 in 2nd per. of 5-3 win vs. Chicago  
6 - nine times, last 2/12/13 in 2nd per. of 1-0 OT win vs. San Jose

### At Home:

7 - 10/25/05 in 2nd per. of 5-3 win vs. Chicago  
6 - five times, last 2/12/13 in 2nd per. of 1-0 OT win vs. San Jose

### On Road:

6 - 11/16/10 in 2nd per. of 5-4 loss at Toronto  
- 3/25/06 in 2nd per. of 6-4 loss at Los Angeles  
- 11/1/05 in 2nd per. of 4-1 loss at Anaheim  
- 1/25/04 in 2nd per. of 4-1 loss at Vancouver

### MOST SHORTHANDED GOALS AGAINST

2 - 3/21/13 in 1st per. of 5-3 win vs. Calgary

### At Home:

2 - 3/21/13 in 1st per. of 5-3 win vs. Calgary

### On Road:

1 - 48 times, last 3/17/13 in 3rd per. of 3-2 loss at Edmonton

### PENALTY MINUTES

#### MOST PENALTY MINUTES

55 - 10/30/03 in 3rd per. of 5-3 win vs. Detroit  
51 - 10/25/05 in 3rd per. of 5-3 win vs. Chicago  
48 - 3/6/08 in 3rd per. of 6-2 loss at Vancouver

#### At Home:

55 - 10/30/03 in 3rd per. of 5-3 win vs. Detroit  
51 - 10/25/05 in 3rd per. of 5-3 win vs. Chicago  
34 - 2/3/07 in 3rd per. of 3-0 win vs. Anaheim  
- 12/30/98 in 3rd per. of 5-2 loss vs. Boston

#### On Road:

48 - 3/6/08 in 3rd per. of 6-2 loss at Vancouver  
41 - 3/20/04 in 3rd per. of 3-1 win at Calgary  
31 - 3/4/99 in 3rd per. of 4-3 win at Los Angeles

### MOST PENALTY MINUTES, OPPONENT

99 - 3/20/04 in 3rd per. of 3-1 win at Calgary  
83 - 10/30/03 in 3rd per. of 5-3 win vs. Detroit  
54 - 2/3/07 in 3rd per. of 3-0 win vs. Anaheim

### At Home:

83 - 10/30/03 in 3rd per. of 5-3 win vs. Detroit  
54 - 2/3/07 in 3rd per. of 3-0 win vs. Anaheim  
40 - 12/23/06 in 3rd per. of 7-0 win vs. Los Angeles

### On Road:

99 - 3/20/04 in 3rd per. of 3-1 win at Calgary  
46 - 3/6/08 in 3rd per. of 6-2 loss at Vancouver  
36 - 3/11/06 in 1st per. of 3-2 loss at San Jose

### MOST PENALTY MINUTES BY BOTH TEAMS

140 - 3/20/04 in 3rd per. of 3-1 win at Calgary (CGY 99, NSH 41)  
138 - 10/30/03 in 3rd per. of 5-3 win vs. Detroit (DET 83, NSH 55)  
94 - 3/6/08 in 3rd per. of 6-2 loss at Vancouver (NSH 48, VAN 46)

### At Home:

138 - 10/30/03 in 3rd per. of 5-3 win vs. Detroit (DET 83, NSH 55)  
88 - 2/3/07 in 3rd per. of 3-0 win vs. Anaheim (ANA 54, NSH 34)  
82 - 10/25/05 in 3rd per. of 5-3 win vs. Chicago (NSH 51, CHI 31)

### On Road:

140 - 3/20/04 in 3rd per. of 3-1 win at Calgary (CGY 99, NSH 41)  
94 - 3/6/08 in 3rd per. of 6-2 loss at Vancouver (NSH 48, VAN 46)  
66 - 3/11/06 in 1st per. of 3-2 loss at San Jose (S.J. 36, NSH 30)

### SHOTS

#### MOST SHOTS

24 - 11/14/09 in 1st per. of 2-0 win vs. Montreal  
23 - 2/28/04 in 2nd per. of 2-1 win vs. NY Rangers  
22 - 3/9/06 in 3rd per. of 3-2 win at Vancouver  
- 1/8/00 in 1st per. of 6-3 win vs. Chicago

### At Home:

24 - 11/14/09 in 1st per. of 2-0 win vs. Montreal  
23 - 2/28/04 in 2nd per. of 2-1 win vs. NY Rangers  
22 - 1/8/00 in 1st per. of 6-3 win vs. Chicago

### On Road:

22 - 3/9/06 in 3rd per. of 3-2 win at Vancouver  
20 - four times, last 1/29/10 in 2nd per. of 4-2 loss at Detroit

### MOST SHOTS AGAINST

27 - 2/10/09 in 1st per. of 5-3 loss vs. Detroit  
- 10/21/98 in 2nd per. of 5-2 loss at Detroit  
25 - 4/27/13 in 3rd per. of 3-1 loss at Columbus  
24 - 3/6/08 in 1st per. of 6-2 loss at Vancouver

### At Home:

27 - 2/10/09 in 1st per. of 5-3 loss vs. Detroit  
22 - four times, last 11/17/11 in 3rd per. of 4-1 win vs. Toronto

### On Road:

27 - 10/21/98 in 2nd per. of 5-2 loss at Detroit  
25 - 4/27/13 in 3rd per. of 3-1 loss at Columbus  
24 - 3/6/08 in 1st per. of 6-2 loss at Vancouver

### MOST SHOTS BY BOTH TEAMS

35 - 2/10/09 in 1st per. of 5-4 loss vs. Detroit (DET 27, NSH 8)  
34 - 12/13/11 in 2nd per. of 2-1 win vs. Calgary (NSH 17, CGY 17)  
- 11/11/08 in 2nd per. of 4-3 OT win at San Jose (S.J. 22, NSH 12)

### At Home:

35 - 2/10/09 in 1st per. of 5-4 loss vs. Detroit (DET 27, NSH 8)  
34 - 12/13/11 in 2nd per. of 2-1 win vs. Calgary (NSH 17, CGY 17)

### On Road:

34 - 11/11/08 in 2nd per. of 4-3 OT win at San Jose (S.J. 22, NSH 12)  
33 - 3/6/08 in 1st per. of 6-2 loss at Vancouver (VAN 24, NSH 9)  
- 10/19/00 in 1st per. of 2-1 win at Detroit (DET 18, NSH 15)

# TEAM HISTORY & RECORDS

## TEAM RECORDS - PERIOD

### FEWEST SHOTS

- 1 - 12/8/08 in 3rd per. of 6-3 loss at St. Louis
- 3/12/02 in 2nd per. of 5-0 loss vs. Vancouver
- 12/15/99 in 2nd per. of 3-2 loss at Florida
- 11/22/99 in 3rd per. of 3-2 loss at St. Louis

### At Home:

- 1 - 3/12/02 in 2nd per. of 5-0 loss vs. Vancouver

### On Road:

- 1 - 12/8/08 in 3rd per. of 6-3 loss at St. Louis
- 12/15/99 in 2nd per. of 3-2 loss at Florida
- 11/22/99 in 3rd per. of 3-2 loss at St. Louis

### FEWEST SHOTS AGAINST

- 0 - 2/16/08 in 3rd per. of 2-1 OT win vs. St. Louis
- 1 - four times, last 2/1/06 in 3rd per. of 2-1 loss at Dallas

### At Home:

- 0 - 2/16/08 in 3rd per. of 2-1 OT win vs. St. Louis
- 2 - six times, last 1/21/12 in 1st per. of a 5-2 win vs. Chicago

### On Road:

- 1 - four times, last 2/1/06 in 3rd per. of 2-1 loss at Dallas

### FEWEST SHOTS BY BOTH

#### TEAMS

- 3 - 3/5/02 in 1st per. of 2-0 win at San Jose (NSH 3, S.J 2)
- 6 - 2/7/13 in 3rd per. of 3-0 win vs. Los Angeles (NSH 2, L.A. 4)
- 7 - five times, last 12/20/06 in 1st per. of 2-1 win at Chicago (CHI 4, NSH 3)

### At Home:

- 6 - 2/7/13 in 3rd per. of 3-0 win vs. Los Angeles (NSH 2, L.A. 4)

### On Road:

- 5 - 3/5/02 in 1st per. of 2-0 win at San Jose (NSH 3, S.J 2)
- 7 - five times, last 12/20/06 in 1st per. of 2-1 win at Chicago (CHI 4, NSH 3)

### LARGEST SHOT ADVANTAGE

- 20 - 11/14/09 in 2nd per. of 2-0 win vs. Montreal (NSH 24, MTL 4)
- 16 - 3/9/06 in 3rd per. of 3-2 win at Vancouver (NSH 22, VAN 6)
- 2/28/04 in 2nd per. of 2-1 win vs. NY Rangers (NSH 23, NYR 7)
- 15 - three times, last 12/1/07 in 3rd per. of 5-4 win at Montreal (NSH 20, MTL 5)

### At Home:

- 20 - 11/14/09 in 2nd per. of 2-0 win vs. Montreal (NSH 24, MTL 4)
- 16 - 2/28/04 in 2nd per. of 2-1 win vs. NY Rangers (NSH 23, NYR 7)
- 15 - 11/27/02 in 3rd per. of 4-2 win vs. San Jose (NSH 21, S.J 6)

### On Road:

- 16 - 3/9/06 in 3rd per. of 3-2 win at Vancouver (NSH 22, VAN 6)
- 15 - 12/1/07 in 3rd per. of 5-4 win at Montreal (NSH 20, MTL 5)
- 3/23/03 in 2nd per. of 3-2 loss at Edmonton (NSH 20, EDM 5)

### LARGEST SHOT DEFICIT

- 22 - 10/21/98 in 2nd per. of 5-2 loss at Detroit (DET 27, NSH 5)
- 19 - 2/10/09 in 1st per. of 5-3 loss vs. Detroit (DET 27, NSH 8)
- 11/5/05 in 3rd per. of 3-2 loss at Los Angeles (L.A 21, NSH 2)

### At Home:

- 19 - 2/10/09 in 1st per. of 5-3 loss vs. Detroit (DET 27, NSH 8)
- 17 - 11/17/11 in 3rd per. of 4-1 win vs. Toronto (TOR 22, NSH 5)
- 3/11/08 in 2nd per. of 2-1 loss vs. San Jose (S.J 20, NSH 3)

### On Road:

- 22 - 10/21/98 in 2nd per. of 5-2 loss at Detroit (DET 27, NSH 5)
- 19 - 11/5/05 in 3rd per. of 3-2 loss at Los Angeles (L.A 21, NSH 2)
- 18 - 1/13/07 in 3rd per. of 4-1 win at Columbus (CBJ 22, NSH 4)
- 2/8/06 in 2nd per. of 6-0 loss at Detroit (DET 20, NSH 2)



# TEAM HISTORY & RECORDS

## INDIVIDUAL RECORDS - CAREER

### GAMES PLAYED

#### MOST GAMES PLAYED

- 956 - David Legwand, 1999-14
- 723 - Martin Erat, 2001-13
- 607 - Shea Weber, 2005-14

#### MOST CONSECUTIVE

##### GAMES PLAYED

- 269 - Karlis Skrastins, 2/21/00-4/6/03
- 251 - Greg Johnson, 10/2/99-10/19/02
- 245 - Bill Houlder, 10/8/00-4/6/03
- Tom Fitzgerald, 12/30/98-12/15/01

### GOALS

#### MOST GOALS

- 210 - David Legwand, 1999-14
- 163 - Martin Erat, 2001-13
- 131 - Shea Weber, 2005-14

#### By Left Wing

- 100 - Steve Sullivan, 2004-11
- 93 - Scott Hartnell, 2000-07
- 55 - Paul Kariya, 2005-07

#### By Center

- 210 - David Legwand, 1999-14
- 107 - Jason Arnott, 2006-10
- 93 - Greg Johnson, 1998-06

#### By Right Wing

- 163 - Martin Erat, 2001-13
- 106 - Patric Hornqvist, 2008-14
- 96 - Scott Walker, 1998-06

#### By Defenseman

- 131 - Shea Weber, 2005-14
- 79 - Kimmo Timonen, 1998-07
- 38 - Ryan Suter, 2005-12

#### MOST GAME-WINNING GOALS

- 39 - David Legwand, 1999-13
- 26 - Martin Erat, 2001-13
- 23 - Patric Hornqvist, 2008-14

#### By Defenseman

- 21 - Shea Weber, 2005-14
- 10 - Kimmo Timonen, 1998-07
- 9 - Andy Delmore, 2001-03

#### MOST GAME-TYING GOALS

- 3 - Sergei Krivokrasov, 1998-00
- 2 - Denis Arhipov, 2000-04
- Cliff Ronning, 1998-02
- Scott Walker, 1998-06

### ASSISTS

#### MOST ASSISTS

- 356 - David Legwand, 1999-14
- 318 - Martin Erat, 2001-13
- 222 - Kimmo Timonen, 1998-07

#### By Left Wing

- 163 - Steve Sullivan, 2004-11
- 118 - Scott Hartnell, 2000-07
- 106 - Paul Kariya, 2005-07

#### By Center

- 356 - David Legwand, 1999-14
- 145 - Greg Johnson, 1998-06
- Cliff Ronning, 1998-02

#### By Right Wing

- 318 - Martin Erat, 2001-13
- 174 - J-P Dumont, 2006-10
- 151 - Scott Walker, 1998-06

#### By Defenseman

- 222 - Kimmo Timonen, 1998-07
- 216 - Shea Weber, 2005-14
- 200 - Ryan Suter, 2005-12

### POINTS

#### MOST POINTS

- 566 - David Legwand (210g-356a), 1999-14
- 481 - Martin Erat (163g-318a), 2001-13
- 347 - Shea Weber (131g-216a), 2005-14

#### By Left Wing

- 263 - Steve Sullivan (100g-163a), 2004-11
- 211 - Scott Hartnell (93g-118a), 2000-07
- 161 - Paul Kariya (55g-106a), 2005-07

#### By Center

- 566 - David Legwand (210-356a), 1999-14
- 238 - Greg Johnson (93g-145a), 1998-06
- 229 - Jason Arnott (107g-122a), 2006-10

#### By Right Wing

- 481 - Martin Erat (163g-318a), 2001-13
- 267 - J-P Dumont (93g-174a), 2006-11
- 247 - Scott Walker (96g-151a), 1998-06

#### By Defenseman

- 347 - Shea Weber (131g-216a), 2005-14
- 301 - Kimmo Timonen (79g-222a), 1998-07
- 238 - Ryan Suter (38g-200a), 2005-12

### SPECIAL TEAMS

#### MOST POWER PLAY GOALS

- 61 - Shea Weber, 2005-14
- 46 - Kimmo Timonen, 1998-07
- 42 - Martin Erat, 2001-13

#### By Defenseman

- 61 - Shea Weber, 2005-14
- 46 - Kimmo Timonen, 1998-07
- 25 - Andy Delmore, 2001-03
- Marek Zidlicky, 2003-08

#### MOST POWER PLAY POINTS

- 182 - Kimmo Timonen (46g-136a), 1998-07
- 148 - Martin Erat (42g-106a), 2001-13
- 146 - Shea Weber (61g-85a), 2005-14

#### By Defenseman

- 182 - Kimmo Timonen (46g-136a), 1998-07
- 146 - Shea Weber (61g-85a), 2005-14
- 99 - Ryan Suter (11g-88a), 2005-12
- Marek Zidlicky (25g-74a), 2003-08

#### MOST SHORTHANDED GOALS

- 11 - Greg Johnson, 1998-06
- 10 - David Legwand, 1999-14
- 8 - Scott Walker, 1998-06

#### MOST SHORTHANDED POINTS

- 17 - Greg Johnson (11g-6a), 1998-06
- 15 - David Legwand (10g-5a), 1999-14
- 13 - Scott Walker (8g-5a), 1998-06

### SHOTS

#### MOST SHOTS

- 1925 - David Legwand, 1999-14
- 1626 - Shea Weber, 2005-14
- 1317 - Martin Erat, 2001-13

#### By Defenseman

- 1626 - Shea Weber, 2005-14
- 1078 - Kimmo Timonen, 1998-07
- 826 - Ryan Suter, 2005-12

### PENALTY MINUTES

#### MOST PENALTY MINUTES

- 725 - Jordin Tootoo, 2003-12
- 544 - Scott Hartnell, 2000-07
- 465 - Scott Walker, 1998-06

#### By Defenseman

- 469 - Shea Weber, 2005-14
- 396 - Ryan Suter, 2005-12
- 375 - Dan Hamhuis, 2003-10

### GOALTENDING

#### MOST GAMES PLAYED

- 383 - Tomas Vokoun, 1998-07
- 317 - Pekka Rinne, 2005-14
- 217 - Mike Dunham, 1998-03

#### MOST MINUTES PLAYED

- 21789 - Tomas Vokoun, 1998-07
- 18106 - Pekka Rinne, 2005-14
- 12495 - Mike Dunham, 1998-03

#### MOST WINS

- 163 - Pekka Rinne, 2005-14
- 161 - Tomas Vokoun, 1998-07
- 81 - Mike Dunham, 1998-03

#### MOST LOSSES

- 159 - Tomas Vokoun, 1998-07
- 104 - Mike Dunham, 1998-03
- 98 - Pekka Rinne, 2005-14

#### MOST TIES

- 35 - Tomas Vokoun, 1998-07
- 24 - Mike Dunham, 1998-03
- 1 - Chris Mason, 1998-01, 2003-08, 2012-13

#### MOST GOALS ALLOWED

- 922 - Tomas Vokoun, 1998-07
- 722 - Pekka Rinne, 2005-14
- 567 - Mike Dunham, 1998-03

#### LOWEST GOALS-AGAINST

- AVERAGE (min. 52 games)**
- 2.39 - Pekka Rinne, 2005-14
- 2.54 - Tomas Vokoun, 1998-07
- 2.64 - Dan Ellis, 2007-10

#### HIGHEST SAVE PERCENTAGE (min. 52 games)

- .918 - Pekka Rinne, 2005-14
- .913 - Tomas Vokoun, 1998-07
- Chris Mason, 1998-01, 2003-08, 2012-13
- .912 - Dan Ellis, 2007-10

#### MOST SHUTOUTS

- 32 - Pekka Rinne, 2005-14
- 21 - Tomas Vokoun, 1998-07
- 12 - Chris Mason, 1998-01, 2003-08, 2012-13

#### MOST GOALS

- 1 - Chris Mason, 1998-01, 2003-08, 2012-13

#### MOST ASSISTS

- 9 - Tomas Vokoun, 1998-07
- 7 - Pekka Rinne, 2005-14
- 2 - Mike Dunham, 1998-03
- Chris Mason, 1998-01, 2003-08, 2012-13

#### MOST POINTS

- 9 - Tomas Vokoun (9a), 1998-07
- 7 - Pekka Rinne (7a), 2005-14
- 3 - Chris Mason (1g-2a), 1998-01, 2003-08, 2012-13

#### MOST PENALTY MINUTES

- 111 - Tomas Vokoun, 1998-07
- 28 - Pekka Rinne, 2005-14
- 8 - Chris Mason, 1998-01, 2003-08, 2012-13

# TEAM HISTORY & RECORDS

## INDIVIDUAL RECORDS - SEASON

### GAMES PLAYED

#### MOST GAMES PLAYED

82 - 38 tied with

#### By Defenseman

82 - 16 tied with

#### By Rookie

- 80 - Dan Hamhuis, 2003-04
- Martin Erat, 2001-02
- 79 - Adam Hall, 2002-03

### GOALS

#### MOST GOALS

- 33 - Jason Arnott, 2008-09
- 31 - Paul Kariya, 2005-06
- Steve Sullivan, 2005-06
- 30 - Patric Hornqvist, 2009-10

#### By Left Wing

- 31 - Paul Kariya, 2005-06
- Steve Sullivan, 2005-06
- 25 - Scott Hartnell, 2005-06

#### By Center

- 33 - Jason Arnott, 2008-09
- 28 - Jason Arnott, 2007-08
- 27 - Jason Arnott, 2006-07
- David Legwand, 2006-07

#### By Right Wing

- 30 - Patric Hornqvist, 2009-10
- 29 - J-P Dumont, 2007-08
- 27 - Patric Hornqvist, 2011-12

#### By Defenseman

- 23 - Shea Weber, 2013-14
- Shea Weber, 2008-09
- 19 - Shea Weber, 2011-12

#### By Rookie

- 18 - Alexander Radulov, 2006-07
- 16 - Adam Hall, 2002-03
- 14 - Craig Smith, 2011-12

#### MOST GOALS AT HOME

- 21 - David Legwand, 2006-07
- 19 - Jason Arnott, 2007-08
- Alexander Radulov, 2007-08

#### By Defenseman

- 14 - Shea Weber, 2013-14
- 13 - Shea Weber, 2008-09
- 12 - Shea Weber, 2011-12
- Shea Weber, 2010-11
- Andy Delmore, 2002-03

#### By Rookie

- 10 - Alexander Radulov, 2006-07
- 8 - Adam Hall, 2002-03
- 6 - Marian Cisar, 2000-01

#### MOST GOALS ON ROAD

- 18 - Steve Sullivan, 2005-06
- 17 - Patric Hornqvist, 2009-10
- 16 - Jason Arnott, 2008-09

#### By Defenseman

- 12 - Shea Weber, 2009-10
- 10 - Shea Weber, 2008-09
- 9 - Shea Weber, 2013-14
- Andy Delmore, 2001-02

#### By Rookie

- 10 - Craig Smith, 2011-12
- 9 - David Legwand, 1999-00
- 8 - Alexander Radulov, 2006-07
- Adam Hall, 2002-03

### MOST GAME-WINNING GOALS

- 8 - Patric Hornqvist, 2009-10
- J-P Dumont, 2007-08
- Scott Hartnell, 2005-06
- 7 - Mike Fisher, 2011-12
- David Legwand, 2006-07

#### By a Defenseman

- 6 - Andy Delmore, 2002-03
- 4 - Shea Weber, 2013-14
- Shea Weber, 2008-09
- Dan Hamhuis, 2003-04
- Marek Zidlicky, 2003-04

### MOST GAME-TYING GOALS

2 - Sergei Krivokrasov, 1999-00

### FEWEST GAMES TO 20 GOALS

- 38 - Steve Sullivan, 1/10/06
- 42 - Jason Arnott, 2/3/07
- 49 - Patric Hornqvist, 1/21/10
- Steve Sullivan, 2/3/07

### LONGEST GOAL-SCORING STREAK

- 6 - Patric Hornqvist (7g), 10/27-11/5/11
- Alexander Radulov (7g), 1/21-2/2/08
- J-P Dumont (6g), 12/29/07-1/8/08
- 5 - four times, last Sergei Kostitsyn (5g), 12/31/10-1/8/11

### ASSISTS

#### MOST ASSISTS

- 54 - Paul Kariya, 2005-06
- 52 - Paul Kariya, 2006-07
- 49 - J-P Dumont, 2008-09

#### By Left Wing

- 54 - Paul Kariya, 2005-06
- 52 - Paul Kariya, 2006-07
- 38 - Steve Sullivan, 2006-07

#### By Center

- 44 - Jason Arnott, 2007-08
- 43 - Cliff Ronning, 2000-01
- 36 - David Legwand, 2006-07
- Cliff Ronning, 1999-00

#### By Right Wing

- 49 - J-P Dumont, 2008-09
- 45 - J-P Dumont, 2006-07
- 43 - J-P Dumont, 2007-08

#### By Defenseman

- 42 - Kimmo Timonen, 2006-07
- 39 - Ryan Suter, 2011-12
- Kimmo Timonen, 2005-06
- Marek Zidlicky, 2003-04

#### By Rookie

- 24 - Martin Erat, 2001-02
- 22 - Craig Smith, 2011-12
- Dan Hamhuis, 2003-04
- 19 - 3 times, 2013-14
- Alexander Radulov, 2006-07
- Dan Hamhuis, 2003-04

### MOST ASSISTS AT HOME

- 31 - Paul Kariya, 2006-07
- 29 - J-P Dumont, 2006-07
- 28 - Paul Kariya, 2005-06

### By Defenseman

- 24 - Kimmo Timonen, 2006-07
- 23 - Marek Zidlicky, 2003-04
- 22 - Ryan Suter, 2011-12
- Marek Zidlicky, 2007-08
- Kimmo Timonen, 2003-04

#### By Rookie

- 14 - Seth Jones, 2013-14
- Martin Erat, 2001-02
- 13 - Alexander Radulov, 2006-07
- 8 - Roman Josi, 2011-12

### MOST ASSISTS ON ROAD

- 26 - Paul Kariya, 2005-06
- 25 - J-P Dumont, 2008-09
- 23 - Jason Arnott, 2007-08

#### By Defenseman

- 20 - Ryan Suter, 2008-09
- 19 - Marek Zidlicky, 2005-06
- 18 - Kimmo Timonen, 2006-07
- Kimmo Timonen, 2005-06

#### By Rookie

- 15 - Craig Smith, 2011-12
- 13 - Dan Hamhuis, 2003-04
- 11 - Cody Franson, 2009-10

### LONGEST ASSIST STREAK

- 7 - Kimmo Timonen (8a), 2/23-3/7/03
- Cliff Ronning (10a), 1/6-1/21/00
- 6 - Ryan Suter (7a), 12/11-22/10
- Marek Zidlicky (6a), 3/1-3/11/04
- Scott Hartnell (8a), 1/16-1/27/03

### POINTS

#### MOST POINTS

- 85 - Paul Kariya (31g-54a), 2005-06
- 76 - Paul Kariya (24g-52a), 2006-07
- 72 - J-P Dumont (29g-43a), 2007-08
- Jason Arnott (28g-44a), 2007-08

#### By Left Wing

- 85 - Paul Kariya (31g-54a), 2005-06
- 76 - Paul Kariya (24g-52a), 2006-07
- 68 - Steve Sullivan (31g-37a), 2005-06

#### By Center

- 72 - Jason Arnott (28g-44a), 2007-08
- 63 - David Legwand (27g-36a), 2006-07
- 62 - Cliff Ronning (26g-36a), 1999-00
- Cliff Ronning (19g-43a), 2000-01

### By Right Wing

- 72 - J-P Dumont (29g-43a), 2007-08
- 67 - Scott Walker (25g-42a), 2003-04
- 66 - J-P Dumont (21g-45a), 2006-07

#### By Defenseman

- 56 - Shea Weber (23g-33a), 2013-14
- 55 - Kimmo Timonen (13g-42a), 2006-07
- 53 - Shea Weber (23g-30a), 2008-09
- Marek Zidlicky (14g-39a), 2003-04

#### By Rookie

- 37 - Alexander Radulov (18g-19a), 2006-07
- 36 - Craig Smith (14g-22a), 2011-12
- 33 - Martin Erat (9g-24a), 2001-02

### MOST POINTS AT HOME

- 44 - Paul Kariya (16g-28a), 2005-06
- 43 - J-P Dumont (14g-29a), 2006-07
- Paul Kariya (12g-31a), 2006-07

#### By Defenseman

- 33 - Kimmo Timonen (9g-24a), 2006-07
- 30 - Shea Weber (12g-18a), 2011-12
- Marek Zidlicky (7g-23a), 2003-04

- 29 - Shea Weber (14g-15a), 2013-14
- Shea Weber (12g-17a), 2010-11

#### By Rookie

- 23 - Alexander Radulov (10g-13a), 2006-07
- 18 - Martin Erat (4g-14a), 2001-02
- 15 - Seth Jones (1g-14a), 2013-14

### MOST POINTS ON ROAD

- 41 - Paul Kariya (15g-26a), 2005-06
- 37 - J-P Dumont (12g-25a), 2008-09
- 35 - Steve Sullivan (18g-17a), 2005-06

#### By Defenseman

- 27 - Shea Weber (9g-18a), 2013-14
- 25 - Shea Weber (10g-15a), 2008-09
- Marek Zidlicky (6g-19a), 2005-06

# TEAM HISTORY & RECORDS

## INDIVIDUAL RECORDS - SEASON

- 24 - Shea Weber (12g-12a), 2009-10
- Ryan Suter (4g-20a), 2008-09

### By Rookie

- 25 - Craig Smith (10g-15a), 2011-12
- 18 - David Legwand (9g-9a), 1999-00
- 16 - Marian Cisar (6g-10a), 2000-01
- Dan Hamhuis (3g-13a), 2003-04

### LONGEST POINTS STREAK

- 16 - J-P Dumont (8g-14a), 12/29/07-1/31/08
- 11 - Sergei Kostitsyn, (7g-8a), 3/17-4/8/11
- 10 - Steve Sullivan (6g-8a), 1/13-2/3/07
- Steve Sullivan (5g-12a), 3/7-3/25/06

### MOST POINTS IN TWO

#### CONSECUTIVE GAMES

- 7 - Scott Walker (2g-5a), 2/18-2/20/04
- 6 - 19 times, last Craig Smith (3g-3a), 4/12-4/13/14

### MOST POINTS IN THREE

#### CONSECUTIVE GAMES

- 10 - Steve Sullivan (5g-5a), 2/18-2/21/04
- Scott Walker (2g-8a), 2/18-2/21/04
- 8 - Mike Fisher (3g-5a), 12/28/13-1/2/14
- Kimmo Timonen (1g-7a), 12/12-12/20/01
- Sebastien Bordeleau (2g-6a), 3/7-3/12/99

### SPECIAL TEAMS

#### MOST POWER-PLAY GOALS

- 14 - Andy Delmore, 2002-03
- Paul Kariya, 2005-06
- 13 - Jason Arnott, 2007-08
- Steve Sullivan, 2005-06

#### By Defenseman

- 14 - Andy Delmore, 2002-03
- 12 - Shea Weber, 2013-14
- 11 - Andy Delmore, 2001-02

#### By Rookie

- 8 - Adam Hall, 2002-03
- 6 - Craig Smith, 2011-12
- 5 - Alexander Radulov, 2006-07
- Marian Cisar, 2000-01

#### MOST POWER-PLAY POINTS

- 46 - Paul Kariya (14g-32a), 2005-06
- 38 - Kimmo Timonen (8g-30a), 2005-06
- 35 - Marek Zidlicky (9g-26a), 2003-04

### By Defenseman

- 38 - Kimmo Timonen (8g-30a), 2005-06
- 35 - Marek Zidlicky (9g-26a), 2003-04
- 30 - Kimmo Timonen (8g-22a), 2003-04

#### By a Rookie

- 13 - Craig Smith (6g-7a), 2011-12
- 12 - Adam Hall (8g-4a), 2002-03
- 11 - Ville Koistinen (2g-9a), 2007-08
- Alexander Radulov (5g-6a), 2006-07
- Randy Robitaille (2g-9a), 1999-00

### MOST SHORTHANDED GOALS

- 4 - Greg Johnson, 2005-06
- Greg Johnson, 2003-04
- Steve Sullivan, 2005-06

### MOST SHORTHANDED POINTS

- 6 - Greg Johnson (4g-2a), 2003-04
- 5 - Jerred Smithson (2g-3a), 2007-08
- Scott Walker (3g-2a), 2003-04
- Scott Walker (3g-2a), 2000-01

### SHOTS

#### MOST SHOTS

- 275 - Patric Hornqvist, 2009-10
- 265 - Patric Hornqvist, 2010-11
- 254 - Shea Weber, 2010-11

#### By Defenseman

- 254 - Shea Weber, 2010-11
- 251 - Shea Weber, 2008-09
- 230 - Shea Weber, 2011-12

#### By Rookie

- 172 - Craig Smith, 2011-12
- 146 - Adam Hall, 2002-03
- 115 - Dan Hamhuis, 2003-04

### PENALTY MINUTES

#### MOST PENALTY MINUTES

- 242 - Patrick Cote, 1998-99
- 218 - Denny Lambert, 1998-99
- 166 - Rich Clune, 2013-14

#### By Defenseman

- 140 - Drake Berehowsky, 1998-99
- 137 - Bob Boughner, 1998-99
- 128 - Cale Hulse, 2000-01

#### By Rookie

- 242 - Patrick Cote, 1998-99
- 137 - Jordyn Tootoo, 2003-04
- 113 - Rich Clune, 2012-13

### PLUS/MINUS

#### HIGHEST PLUS/MINUS

- +23 - David Legwand, 2006-07
- +21 - Shea Weber, 2011-12
- +20 - Ryan Suter, 2010-11
- Kimmo Timonen, 2006-07

#### By Defenseman

- +21 - Shea Weber, 2011-12
- +20 - Ryan Suter, 2010-11
- Kimmo Timonen, 2006-07

#### By Rookie

- +19 - Alexander Radulov, 2006-07
- +15 - Cody Franson, 2009-10
- +13 - Ville Koistinen, 2007-08

### GOALTENDING

#### MOST GAMES PLAYED

- 73 - Pekka Rinne, 2011-12 (led NHL)
- Tomas Vokoun, 2003-04
- 69 - Tomas Vokoun, 2002-03

#### By Rookie

- 52 - Pekka Rinne, 2008-09
- 37 - Tomas Vokoun, 1998-99
- 22 - Anders Lindback, 2010-11

#### MOST CONSECUTIVE GAMES

##### PLAYED

- 38 - Tomas Vokoun, 1/16-4/6/03
- 30 - Pekka Rinne, 2/10-4/9/13
- 22 - Chris Mason, 11/23/06-1/6/07
- 21 - Tomas Vokoun, 11/24/03-1/6/04

#### MOST CONSECUTIVE STARTS

- 38 - Tomas Vokoun, 1/16-4/6/03
- 25 - Pekka Rinne, 2/19-4/9/13
- 21 - Chris Mason, 11/25/06-1/6/07
- Tomas Vokoun, 11/24/03-1/6/04

#### MOST MINUTES PLAYED

- 4221 - Tomas Vokoun, 2003-04
- 4169 - Pekka Rinne, 2011-12
- 3974 - Tomas Vokoun, 2002-03

#### By Rookie

- 2999 - Pekka Rinne, 2008-09
- 1954 - Tomas Vokoun, 1998-99
- 1131 - Anders Lindback, 2010-11

#### MOST WINS

- 43 - Pekka Rinne, 2011-12 (led NHL)
- 36 - Tomas Vokoun, 2005-06
- 34 - Tomas Vokoun, 2003-04
- 33 - Pekka Rinne, 2010-11

#### By Rookie

- 29 - Pekka Rinne, 2008-09
- 12 - Tomas Vokoun, 1998-99
- 11 - Anders Lindback, 2010-11

### MOST CONSECUTIVE WINS

- 11 - Pekka Rinne, 1/7-2/4/12
- 7 - Pekka Rinne, 11/12-11/25/09
- Tomas Vokoun, 10/5-10/25/05
- Tomas Vokoun, 11/21-12/4/03

### MOST CONSECUTIVE GAMES

#### UNBEATEN

- 11 - Pekka Rinne (11-0-0), 1/7-2/4/12
- 7 - four times, last Pekka Rinne (7-0-0), 11/12-11/25/09

#### MOST LOSSES

- 31 - Tomas Vokoun, 2002-03
- 29 - Tomas Vokoun, 2003-04
- 27 - Mike Dunham, 1999-00

### MOST OVERTIME LOSSES

- 9 - Pekka Rinne, 2010-11
- 8 - Pekka Rinne, 2012-13
- Pekka Rinne, 2011-12
- 7 - Tomas Vokoun, 2005-06

### MOST CONSECUTIVE LOSSES

- 8 - Chris Mason, 2/9-4/27/13
- 7 - Pekka Rinne, 4/4-4/19/13
- Chris Mason, 10/10-10/30/07
- 6 - five times, last Anders Lindback, 12/3/11-2/28/12

### MOST TIES

- 11 - Tomas Vokoun, 2002-03
- 10 - Tomas Vokoun, 2003-04
- 9 - Mike Dunham, 2001-02

### MOST GOALS ALLOWED

- 178 - Tomas Vokoun, 2003-04
- 166 - Pekka Rinne, 2011-12
- 160 - Tomas Vokoun, 2005-06

### LOWEST GOALS-AGAINST

#### AVERAGE (min. 26 games)

- 2.12 - Pekka Rinne, 2010-11
- 2.20 - Tomas Vokoun, 2002-03
- 2.28 - Mike Dunham, 2000-01

#### By Rookie

- 2.38 - Pekka Rinne, 2008-09
- 2.95 - Tomas Vokoun, 1998-99

### HIGHEST SAVE PERCENTAGE

#### (min. 26 games)

- .930 - Pekka Rinne, 2010-11
- .925 - Chris Mason, 2006-07
- .924 - Dan Ellis, 2007-08 (led NHL)

#### By Rookie

- .917 - Pekka Rinne, 2008-09
- .908 - Tomas Vokoun, 1998-99

### MOST SHUTOUTS

- 7 - Pekka Rinne, 2009-10
- Pekka Rinne, 2008-09
- 6 - Pekka Rinne, 2010-11
- Dan Ellis, 2007-08

#### By Rookie

- 7 - Pekka Rinne, 2008-09
- 2 - Marek Mazanec, 2013-14
- Anders Lindback, 2010-11
- 1 - Tomas Vokoun, 1998-99

# TEAM HISTORY & RECORDS

## INDIVIDUAL RECORDS - SEASON/GAME

### LONGEST SHUTOUT STREAK

- 233:39 - Dan Ellis,  
3/22/08-3/30/08
- 155:06 - Pekka Rinne,  
2/12-2/16/13
- 149:04 - Pekka Rinne,  
3/16-3/21/10

### MOST GOALS

- 1 - Chris Mason, 2005-06

### MOST ASSISTS

- 5 - Pekka Rinne, 2011-12
- 2 - four times, last Tomas Vokoun, 2006-07

### MOST POINTS

- 5 - Pekka Rinne, 2011-12
- 2 - four times, last Tomas Vokoun (2a), 2006-07

### MOST PENALTY MINUTES

- 35 - Tomas Vokoun, 2003-04
- 28 - Tomas Vokoun, 2002-03
- 26 - Tomas Vokoun, 2005-06

## INDIVIDUAL RECORDS - GAME

### GOALS

#### MOST GOALS

- 4 - Eric Nystrom, 1/24/14 at Calgary
- 3 - 21 times, last Sergei Kostitsyn, 1/1/12 vs. Calgary

#### By Defenseman

- 2 - 24 times, last Shea Weber, 3/27/14 vs. Buffalo

#### By Goaltender

- 1 - Chris Mason, 4/15/06 vs. Phoenix

#### MOST GOALS AGAINST

- 3 - 3 times, last Jeff Skinner, 12/5/13 vs. Carolina

### ASSISTS

#### MOST ASSISTS

- 5 - Marek Zidlicky, 2/18/04 vs. San Jose
- 4 - J-P Dumont, 10/22/09 at Ottawa
- Martin Erat, 3/28/09 vs. Los Angeles
- Mike Sillinger, 3/18/06 vs. Calgary
- Dan Hamhuis, 3/4/04 at Pittsburgh

#### By Defenseman

- 5 - Marek Zidlicky, 2/18/04 vs. San Jose
- 4 - Dan Hamhuis, 3/4/04 at Pittsburgh
- 3 - 18 times, last Shea Weber, 3/8/13 vs. Edmonton

#### By Rookie

- 4 - Dan Hamhuis, 3/4/04 at Pittsburgh
- 3 - Craig Smith, 12/1/11 at Vancouver
- Alexander Radulov, 12/23/06 vs. Los Angeles

#### By Rookie in his NHL debut

- 1 - 12 times, last Calle Jarnkrok, 3/21/14 at Calgary

#### By Goaltender

- 1 - 23 times, last Pekka Rinne, 1/19/13 vs. Columbus

#### MOST ASSISTS BY OPPONENT

- 5 - Peter Forsberg, 1/1/03 vs. Colorado
- Wayne Gretzky, 2/15/99 vs. NY Rangers
- 4 - eight times, last Alex Goligoski, 3/28/14 at Dallas

### POINTS

#### MOST POINTS

- 5 - J-P Dumont (1g-4a), 10/22/09 at Ottawa
- Dan Hamhuis (1g-4a), 3/4/04 at Pittsburgh
- Marek Zidlicky (5a), 2/18/04 vs. San Jose
- 4 - 34 times, last Craig Smith (2g-2a), 4/13/14 at Minnesota

#### By Defenseman

- 5 - Dan Hamhuis (1g-4a), 3/4/04 at Pittsburgh
- Marek Zidlicky (5a), 2/18/04 vs. San Jose
- 4 - Roman Josi (2g-2a), 2/25/13 vs. Dallas
- Shea Weber (1g-3a), 10/18/08 vs. Columbus
- Kimmo Timonen (1g-3a), 12/20/01 vs. Vancouver

#### By Rookie

- 5 - Dan Hamhuis (1g-4a), 3/4/04 at Pittsburgh
- 3 - nine times, last Craig Smith (1g-2a), 4/7/12 at Colorado

#### By Rookie in his NHL debut

- 1 - 14 times, last Calle Jarnkrok (1a), 3/21/14 at Calgary

#### By Goaltender

- 1 - 24 times, last Pekka Rinne (1a), 1/19/13 vs. Columbus

#### MOST POINTS BY OPPONENT

- 6 - Peter Forsberg (1g-5a), 1/1/03 vs. Colorado
- 5 - Milan Hejduk (2g-3a), 1/1/03 vs. Colorado
- Wayne Gretzky (0g-5a), 2/15/99 vs. NY Rangers

### SPECIAL TEAMS

#### MOST POWER PLAY GOALS

- 3 - Steve Sullivan, 2/18/04 vs. San Jose
- 2 - 29 times, last Andrei Kostitsyn, 3/10/12 vs. Detroit

#### MOST POWER PLAY GOALS AGAINST

- 3 - Tomas Holmstrom, 2/24/07 vs. Detroit
- 2 - 21 times, last Jeff Carter & Ryan Johansen, 12/22/11 vs. Columbus

#### MOST SHORTHANDED GOALS

- 2 - Scott Nichol, 1/19/08 at St. Louis

#### MOST SHORTHANDED GOALS AGAINST

- 1 - 97 times, last Mark Giordano & Blake Comeau, 3/21/13 vs. Calgary

### SHOTS

#### MOST SHOTS

- 14 - Patric Hornqvist, 12/28/10 vs. Dallas
- 12 - Patric Hornqvist, 2/18/13 at Colorado
- Jason Arnott, 12/4/07 at Toronto
- 11 - Steve Sullivan, 11/14/09 vs. Montreal

#### By Defenseman

- 10 - Shea Weber, 1/2/10 vs. Anaheim
- Shea Weber, 2/21/08 vs. Vancouver
- 8 - nine times, last Shea Weber, 3/22/12 vs. Winnipeg

#### By Rookie

- 9 - Adam Hall, 1/1/03 vs. Colorado
  - 7 - Craig Smith, 12/13/11 vs. Calgary
  - Ville Koistinen, 12/27/07 vs. Columbus
- #### MOST SHOTS BY OPPONENT
- 11 - Jeff Carter, 3/16/10 vs. Philadelphia

# TEAM HISTORY & RECORDS

## INDIVIDUAL RECORDS - GAME/PERIOD

### PENALTY MINUTES

#### MOST PENALTY MINUTES

- 35 - Jeremy Stevenson, 10/25/05 vs. Chicago
- 27 - Scott Nichol, 12/21/06 vs. Buffalo
- Darcy Hordichuk, 11/24/05 vs. Los Angeles

#### By Defenseman

- 25 - Greg de Vries, 3/6/08 at Vancouver
- 22 - Jamie Allison, 10/25/05 vs. Chicago
- 18 - Brendan Witt, 4/15/06 vs. Phoenix

#### By Rookie

- 19 - Marian Cisar, 1/29/01 at Phoenix
- 17 - four times, last Jordan Tootoo, 12/22/03 vs. Phoenix

#### MOST PENALTY MINUTES BY OPPONENT

- 34 - Krzysztof Oliwa, 3/20/04 at Calgary
- Steve Yzerman, 10/30/03 vs. Detroit
- 32 - Kevin Bieksa, 3/6/08 at Vancouver
- 30 - Kirk Maltby, 10/30/03 vs. Detroit

### GOALTENDING

#### MOST SAVES

- 54 - Dan Ellis, 11/11/08 at San Jose
- 52 - Mike Dunham, 10/21/98 at Detroit
- 50 - Tomas Vokoun, 12/23/98 vs. Detroit

#### MOST GOALS ALLOWED

- 7 - five times, last Pekka Rinne, 3/28/14 at Dallas

#### MOST PENALTY MINUTES

- 17 - Tomas Vokoun, 3/20/04 at Calgary
- 14 - Tomas Vokoun, 1/16/03 at Calgary
- 12 - Tomas Vokoun, 1/13/06 at Carolina

#### MOST SAVES AGAINST

- 53 - Carey Price, 11/14/09 vs. Montreal
- 51 - Steve Shields, 10/14/99 vs. San Jose
- 49 - Roberto Luongo, 2/21/08 vs. Vancouver

## INDIVIDUAL RECORDS - PERIOD

### GOALS

#### MOST GOALS

- 3 - Steve Sullivan, 12/14/06 vs. Ottawa (2nd per.)
- Rob Valicevic, 11/10/99 at Chicago (1st per.)

#### MOST GOALS AGAINST

- 3 - three times, last Curtis Glencross 3/15/13 at Calgary (3rd per.)

### ASSISTS

#### MOST ASSISTS

- 3 - 11 times, last Martin Erat, 2/24/09 vs. Chicago (3rd per.)

#### MOST ASSISTS BY OPPONENT

- 4 - Rostislav Klesla, 3/28/13 vs. Phoenix (1st per.)
- Paul Kariya, 12/16/98 at Anaheim (2nd per.)

### POINTS

#### MOST POINTS

- 3 - 34 times, last Patric Hornqvist (2g-1a), 4/5/14 at San Jose (2nd per.)

#### MOST POINTS AGAINST

- 4 - Rostislav Klesla, 3/28/13 vs. Phoenix (1st per.)
- Joe Pavelski (2g-2a), 3/11/10 at San Jose (3rd per.)
- Paul Kariya (4a), 12/16/98 at Anaheim (2nd per.)

### SPECIAL TEAMS

#### MOST POWER PLAY GOALS

- 2 - nine times, last Patric Hornqvist, 2/4/10 vs. Colorado (2nd per.)

#### MOST POWER PLAY GOALS AGAINST

- 2 - seven times, last Jeff Carter, 12/22/11 vs. Columbus (2nd per.)

#### MOST SHORTHANDED GOALS

- 2 - Scott Nichol, 1/19/08 at St. Louis (2nd per.)

#### MOST SHORTHANDED GOALS AGAINST

- 1 - 97 times, last Mark Giordano & Blake Comeau, 3/21/13 vs. Calgary (1st per.)

### SHOTS

#### MOST SHOTS

- 8 - Patric Hornqvist, 2/18/13 at Colorado (3rd per.)

#### MOST SHOTS AGAINST

- 7 - Patrick Marleau, 12/14/13 vs. San Jose (3rd per.)
- Henrik Zetterberg, 2/24/07 vs. Detroit (2nd per.)
- Rob Blake, 3/4/99 at Los Angeles (3rd per.)
- Andreas Johansson, 10/17/98 at Ottawa (1st per.)

### PENALTY MINUTES

#### MOST PENALTY MINUTES

- 30 - Jeremy Stevenson, 10/25/05 vs. Chicago (3rd per.)
- 27 - Scott Nichol, 12/21/06 vs. Buffalo (3rd per.)
- Darcy Hordichuk, 11/24/05 vs. Los Angeles (3rd per.)

#### MOST PENALTY MINUTES, OPPONENT

- 34 - Krzysztof Oliwa, 3/20/04 at Calgary (3rd per.)
- 32 - Kevin Bieksa, 3/6/08 at Vancouver (3rd per.)
- 27 - Todd Simpson, 12/21/05 at Chicago (3rd per.)
- Sylvain Blouin, 3/31/01 vs. Minnesota (3rd per.)

### GOALTENDING

#### MOST SAVES

- 27 - Mike Dunham, 10/21/98 at Detroit (2nd per.)
- 25 - Pekka Rinne, 2/10/09 vs. Detroit (1st per.)
- 22 - Chris Mason, 1/13/07 at Columbus (3rd per.)

#### MOST SAVES AGAINST

- 23 - Carey Price, 11/14/09 vs. Montreal (1st per.)
- 22 - Jussi Markkanen, 2/28/04 vs. NY Rangers (2nd per.)
- 21 - Jose Theodore, 3/10/03 vs. Montreal (2nd per.)
- Jocelyn Thibault, 1/8/00 vs. Chicago (1st per.)

#### MOST GOALS ALLOWED

- 5 - Pekka Rinne, 10/22/09 at Ottawa (3rd per.)



# PLAYOFFS







# PLAYOFFS

## ALL-TIME PLAYOFF RESULTS

### 2004 Western Conference Quarterfinals

| Date    | Game | Result | Score | Location     | *Goaltenders  | Winning Goal |
|---------|------|--------|-------|--------------|---------------|--------------|
| 4/7/04  | 1    | L      | 1-3   | at Detroit   | VOKOUN/Legace | Holmstrom    |
| 4/10/04 | 2    | L      | 1-2   | at Detroit   | VOKOUN/Legace | Schneider    |
| 4/11/04 | 3    | W      | 3-1   | at NASHVILLE | VOKOUN/Legace | HALL         |
| 4/13/04 | 4    | W      | 3-0   | at NASHVILLE | VOKOUN/Legace | SULLIVAN     |
| 4/15/04 | 5    | L      | 1-4   | at Detroit   | VOKOUN/Joseph | Hull         |
| 4/17/04 | 6    | L      | 0-2   | at NASHVILLE | VOKOUN/Joseph | Whitney      |

Detroit wins series, 4-2.

Leading scorers: Nashville - Hall (2g-1a), Hartnell (1g-2a), Johnson (1g-2a) & York (3a); Detroit - Lang (2g-4a).

### 2006 Western Conference Quarterfinals

| Date    | Game | Result | Score | Location     | *Goaltenders  | Winning Goal |
|---------|------|--------|-------|--------------|---------------|--------------|
| 4/21/06 | 1    | W      | 4-3   | at NASHVILLE | MASON/Toskala | HALL         |
| 4/23/06 | 2    | L      | 0-3   | at NASHVILLE | MASON/Toskala | Cheechoo     |
| 4/25/06 | 3    | L      | 1-4   | at San Jose  | MASON/Toskala | Bernier      |
| 4/27/06 | 4    | L      | 4-5   | at San Jose  | MASON/Toskala | Marleau      |
| 4/30/06 | 5    | L      | 1-2   | at NASHVILLE | MASON/Toskala | Marleau      |

San Jose wins series, 4-1.

Leading scorers: Nashville - Kariya (2g-5a); San Jose - Marleau (7g-1a).

### 2007 Western Conference Quarterfinals

| Date    | Game | Result | Score     | Location     | *Goaltenders   | Winning Goal |
|---------|------|--------|-----------|--------------|----------------|--------------|
| 4/11/07 | 1    | L      | 4-5 (2OT) | at NASHVILLE | VOKOUN/Nabokov | Rissmiller   |
| 4/13/07 | 2    | W      | 5-2       | at NASHVILLE | VOKOUN/Nabokov | DUMONT       |
| 4/16/07 | 3    | L      | 1-3       | at San Jose  | VOKOUN/Nabokov | Clowe        |
| 4/18/07 | 4    | L      | 2-3       | at San Jose  | VOKOUN/Nabokov | Michalek     |
| 4/20/07 | 5    | L      | 2-3       | at NASHVILLE | VOKOUN/Nabokov | Marleau      |

San Jose wins series, 4-1.

Leading scorers: Nashville - Dumont (4g-2a); San Jose - Marleau (3g-3a) & Thornton (6a).

### 2008 Western Conference Quarterfinals

| Date    | Game | Result | Score    | Location     | *Goaltenders | Winning Goal |
|---------|------|--------|----------|--------------|--------------|--------------|
| 4/10/08 | 1    | L      | 1-3      | at Detroit   | ELLIS/Hasek  | Zetterberg   |
| 4/12/08 | 2    | L      | 2-4      | at Detroit   | ELLIS/Hasek  | Draper       |
| 4/14/08 | 3    | W      | 5-3      | at NASHVILLE | ELLIS/Hasek  | ARNOTT       |
| 4/16/08 | 4    | W      | 3-2      | at NASHVILLE | ELLIS/Hasek  | de VRIES     |
| 4/18/08 | 5    | L      | 1-2 (OT) | at Detroit   | ELLIS/Osgood | Franzen      |
| 4/20/08 | 6    | L      | 0-3      | at NASHVILLE | ELLIS/Osgood | Lidstrom     |

Detroit wins series, 4-2.

Leading scorers: Nashville - Alexander Radulov (2g-2a), Martin Erat (1g-3a), Shea Weber (1g-3a);  
Detroit - Pavel Datsyuk (3g-2a), Jiri Hudler (2g-3a), Niklas Kronwall (5a).

### 2010 Western Conference Quarterfinals

| Date    | Game | Result | Score    | Location     | *Goaltenders | Winning Goal |
|---------|------|--------|----------|--------------|--------------|--------------|
| 4/16/10 | 1    | W      | 4-1      | at Chicago   | RINNE/Niemi  | DUMONT       |
| 4/18/10 | 2    | L      | 0-2      | at Chicago   | RINNE/Niemi  | Bolland      |
| 4/20/10 | 3    | W      | 4-1      | at NASHVILLE | RINNE/Niemi  | LEGWAND      |
| 4/22/10 | 4    | L      | 0-3      | at NASHVILLE | RINNE/Niemi  | Sharp        |
| 4/24/10 | 5    | L      | 4-5 (OT) | at Chicago   | RINNE/Niemi  | Hossa        |
| 4/26/10 | 6    | L      | 3-5      | at NASHVILLE | RINNE/Niemi  | Toews        |

Chicago wins series, 4-2.

Leading scorers: Nashville - David Legwand (2g-5a); Chicago - Jonathan Toews (2g-6a).

\* Goaltender of record.

# PLAYOFFS

## ALL-TIME PLAYOFF RESULTS

### 2011 Western Conference Quarterfinals

| Date      | Game | Result | Score    | Location     | *Goaltenders | Winning Goal |
|-----------|------|--------|----------|--------------|--------------|--------------|
| 4/13/2011 | 1    | W      | 4-1      | at Anaheim   | RINNE/Elis   | SULLIVAN     |
| 4/15/2011 | 2    | L      | 3-5      | at Anaheim   | RINNE/Emery  | Getzlaf      |
| 4/17/2011 | 3    | W      | 4-3      | at NASHVILLE | RINNE/Emery  | FISHER       |
| 4/20/2011 | 4    | L      | 3-6      | at NASHVILLE | RINNE/Emery  | Perry        |
| 4/22/2011 | 5    | W      | 4-3 (OT) | at Anaheim   | RINNE/Emery  | SMITHSON     |
| 4/24/2011 | 6    | W      | 4-2      | at NASHVILLE | RINNE/Emery  | SPALING      |

Nashville wins series, 4-2.

Leading scorers: Nashville - Mike Fisher (3g-3a); Anaheim - Corey Perry (2g-6a).

### 2011 Western Conference Semifinals

| Date      | Game | Result  | Score | Location     | *Goaltenders | Winning Goal |
|-----------|------|---------|-------|--------------|--------------|--------------|
| 4/28/2011 | 1    | L       | 0-1   | at Vancouver | RINNE/Luongo | Higgins      |
| 4/30/2011 | 2    | W (2OT) | 2-1   | at Vancouver | RINNE/Luongo | HALISCHUK    |
| 5/3/2011  | 3    | L (OT)  | 2-3   | at NASHVILLE | RINNE/Luongo | Kesler       |
| 5/5/2011  | 4    | L       | 2-4   | at NASHVILLE | RINNE/Luongo | Kesler       |
| 5/7/2011  | 5    | W       | 4-3   | at Vancouver | RINNE/Luongo | WARD         |
| 5/9/2011  | 6    | L       | 1-2   | at NASHVILLE | RINNE/Luongo | D. Sedin     |

Vancouver wins series, 4-2.

Leading scorers: Nashville - Joel Ward (4g-4a); Vancouver - Ryan Kesler (5g-6a).

### 2012 Western Conference Quarterfinals

| Date    | Game | Result | Score | Location     | *Goaltenders | Winning Goal |
|---------|------|--------|-------|--------------|--------------|--------------|
| 4/11/12 | 1    | W      | 3-2   | at NASHVILLE | RINNE/Howard | BOUROUE      |
| 4/13/12 | 2    | L      | 2-3   | at NASHVILLE | RINNE/Howard | Franzen      |
| 4/15/12 | 3    | W      | 3-2   | at Detroit   | RINNE/Howard | S. KOSTITSYN |
| 4/17/12 | 4    | W      | 3-1   | at Detroit   | RINNE/Howard | KLEIN        |
| 4/20/12 | 5    | W      | 2-1   | at NASHVILLE | RINNE/Howard | LEGWAND      |

Nashville wins series, 4-1.

Leading scorers: Nashville - Alexander Radulov (1g-4a); Detroit - Henrik Zetterberg (2g-1a) & Pavel Datsyuk (1g-2a).


### 2012 Western Conference Semifinals

| Date    | Game | Result | Score | Location     | *Goaltenders | Winning Goal |
|---------|------|--------|-------|--------------|--------------|--------------|
| 4/27/12 | 1    | L (OT) | 3-4   | at Phoenix   | RINNE/Smith  | Whitney      |
| 4/29/12 | 2    | L      | 3-5   | at Phoenix   | RINNE/Smith  | Pyatt        |
| 5/2/12  | 3    | W      | 2-0   | at NASHVILLE | RINNE/Smith  | LEGWAND      |
| 5/4/12  | 4    | L      | 0-1   | at NASHVILLE | RINNE/Smith  | Doan         |
| 5/7/12  | 5    | L      | 1-2   | at Phoenix   | RINNE/Smith  | Hanzal       |

Phoenix wins series, 4-1.

Leading scorers: Nashville - Ryan Suter (1g-3a); Phoenix - Shane Doan (2g-2a), Antoine Vermette (2g-2a) & Martin Hanzal (1g-3a).

\* Goaltender of record.



# PLAYOFFS

## ALL-TIME PLAYOFF STATISTICS

| NO       | PLAYER            | GP | G  | A  | PTS | PIM | PP | SH | GW | S   | %     | +/- | TF  | FW  | F%     | MIN   | H   | BS |
|----------|-------------------|----|----|----|-----|-----|----|----|----|-----|-------|-----|-----|-----|--------|-------|-----|----|
| 11       | David Legwand     | 47 | 13 | 15 | 28  | 46  | 2  | 3  | 3  | 115 | 11.3% | 7   | 747 | 352 | 47.1%  | 19:28 | 33  | 18 |
| 10       | Martin Erat       | 46 | 8  | 15 | 23  | 36  | 3  | 0  | 0  | 72  | 11.1% | -7  | 47  | 16  | 34.0%  | 18:22 | 63  | 19 |
| 6        | Shea Weber        | 43 | 10 | 10 | 20  | 37  | 4  | 0  | 0  | 107 | 9.3%  | -2  | 0   | 0   | 0.0%   | 24:23 | 106 | 68 |
| 29       | Joel Ward         | 18 | 9  | 8  | 17  | 6   | 2  | 1  | 1  | 40  | 22.5% | 5   | 50  | 19  | 38.0%  | 20:15 | 31  | 10 |
| 47       | Alexander Radulov | 18 | 6  | 8  | 14  | 29  | 1  | 0  | 0  | 40  | 15.0% | 3   | 5   | 2   | 0.0%   | 16:19 | 11  | 9  |
| 20       | Ryan Suter        | 39 | 4  | 9  | 13  | 22  | 1  | 0  | 0  | 84  | 4.8%  | -4  | 0   | 0   | 0.0%   | 26:14 | 52  | 56 |
| 71       | J-P Dumont        | 20 | 6  | 6  | 12  | 6   | 1  | 1  | 2  | 25  | 24.0% | 1   | 0   | 0   | 0.0%   | 15:47 | 11  | 4  |
| 12       | Mike Fisher       | 22 | 4  | 7  | 11  | 19  | 0  | 0  | 1  | 46  | 8.7%  | -5  | 436 | 202 | 0.0%   | 20:43 | 58  | 23 |
| 26       | Steve Sullivan    | 26 | 3  | 7  | 10  | 10  | 0  | 0  | 2  | 39  | 7.7%  | -2  | 37  | 13  | 35.1%  | 15:03 | 11  | 3  |
| 55/14/22 | Jordin Tootoo     | 39 | 3  | 7  | 10  | 63  | 0  | 0  | 0  | 60  | 5.0%  | 2   | 1   | 0   | 0.0%   | 9:50  | 78  | 3  |
| 8        | Kevin Klein       | 28 | 3  | 6  | 9   | 12  | 0  | 0  | 1  | 28  | 10.7% | 2   | 6   | 2   | 0.0%   | 19:26 | 43  | 35 |
| 9        | Paul Kariya       | 10 | 2  | 7  | 9   | 2   | 2  | 0  | 0  | 22  | 9.1%  | -4  | 0   | 0   | 0.0%   | 20:11 | 6   | 5  |
| 13       | Nick Spaling      | 28 | 2  | 7  | 9   | 0   | 0  | 0  | 1  | 21  | 9.5%  | 7   | 218 | 110 | 0.0%   | 14:01 | 30  | 14 |
| 2        | Dan Hamhuis       | 28 | 1  | 8  | 9   | 18  | 1  | 0  | 0  | 32  | 3.1%  | -12 | 0   | 0   | 0.0%   | 21:27 | 60  | 22 |
| 27       | Patric Hornqvist  | 24 | 3  | 5  | 8   | 12  | 2  | 0  | 0  | 80  | 3.8%  | -3  | 8   | 2   | 0.0%   | 15:09 | 24  | 12 |
| 32/4     | Cody Franson      | 16 | 1  | 6  | 7   | 2   | 0  | 0  | 0  | 27  | 3.7%  | 1   | 0   | 0   | 0.0%   | 13:45 | 12  | 11 |
| 74       | Sergei Kostitsyn  | 22 | 1  | 6  | 7   | 6   | 0  | 0  | 1  | 17  | 5.9%  | -3  | 3   | 0   | 0.0%   | 17:09 | 15  | 4  |
| 19       | Jason Arnott      | 15 | 5  | 1  | 6   | 6   | 2  | 0  | 1  | 43  | 11.6% | -4  | 266 | 115 | 43.2%  | 18:29 | 21  | 4  |
| 17       | Scott Hartnell    | 16 | 3  | 3  | 6   | 34  | 1  | 0  | 0  | 25  | 12.0% | 2   | 13  | 2   | 15.4%  | 14:10 | 27  | 2  |
| 44       | Kimmo Timonen     | 16 | 1  | 5  | 6   | 18  | 0  | 1  | 0  | 33  | 3.0%  | -4  | 0   | 0   | 0.0%   | 24:29 | 10  | 16 |
| 3        | Marek Zidlicky    | 14 | 0  | 6  | 6   | 14  | 0  | 0  | 0  | 26  | 0.0%  | -3  | 0   | 0   | 0.0%   | 17:25 | 10  | 17 |
| 57       | Gabriel Bourque   | 10 | 3  | 2  | 5   | 4   | 0  | 0  | 1  | 13  | 23.1% | 0   | 5   | 1   | 20.0%  | 12:59 | 21  | 1  |
| 46       | Andrei Kostitsyn  | 8  | 3  | 1  | 4   | 2   | 0  | 0  | 0  | 12  | 25.0% | 3   | 3   | 1   | 33.3%  | 15:30 | 17  | 2  |
| 18       | Adam Hall         | 11 | 3  | 1  | 4   | 2   | 1  | 0  | 2  | 20  | 15.0% | 0   | 88  | 34  | 38.6%  | 15:36 | 6   | 3  |
| 21       | Peter Forsberg    | 5  | 2  | 2  | 4   | 12  | 0  | 0  | 0  | 7   | 28.6% | 2   | 64  | 33  | 51.6%  | 20:57 | 16  | 2  |
| 22       | Greg Johnson      | 11 | 1  | 3  | 4   | 2   | 0  | 0  | 0  | 10  | 10.0% | 4   | 167 | 88  | 52.7%  | 16:23 | 1   | 0  |
| 5        | Greg Zanon        | 11 | 0  | 4  | 4   | 6   | 0  | 0  | 0  | 8   | 0.0%  | 0   | 0   | 0   | 0.0%   | 19:38 | 21  | 18 |
| 81       | Mike Sillinger    | 5  | 2  | 1  | 3   | 12  | 1  | 0  | 0  | 7   | 28.6% | -1  | 96  | 67  | 69.8%  | 17:09 | 3   | 3  |
| 24       | Matt Halischuk    | 17 | 2  | 1  | 3   | 4   | 0  | 0  | 1  | 7   | 28.6% | 0   | 7   | 1   | 14.3%  | 10:21 | 5   | 4  |
| 25       | Jerred Smithson   | 31 | 2  | 1  | 3   | 37  | 0  | 0  | 1  | 26  | 7.7%  | -1  | 255 | 138 | 54.1%  | 13:06 | 51  | 18 |
| 38       | Vernon Fiddler    | 13 | 1  | 2  | 3   | 4   | 0  | 0  | 4  | 14  | 7.1%  | -4  | 80  | 48  | 60.0%  | 13:51 | 14  | 4  |
| 27       | Jason York        | 6  | 0  | 3  | 3   | 4   | 0  | 0  | 0  | 9   | 0.0%  | 2   | 0   | 0   | 0.0%   | 21:27 | 0   | 0  |
| 51       | Francis Bouillon  | 16 | 0  | 3  | 3   | 8   | 0  | 0  | 0  | 11  | 0.0%  | 6   | 0   | 0   | 0.0%   | 16:30 | 38  | 19 |
| 33       | Vladimir Orszagh  | 6  | 2  | 0  | 2   | 4   | 0  | 0  | 0  | 5   | 40.0% | -2  | 1   | 1   | 100.0% | 16:08 | 0   | 0  |
| 28       | Paul Gaustad      | 10 | 1  | 1  | 2   | 5   | 0  | 0  | 0  | 6   | 16.7% | -1  | 158 | 95  | 60.1%  | 11:35 | 17  | 8  |
| 18       | Brandon Yip       | 10 | 1  | 1  | 2   | 6   | 0  | 0  | 0  | 11  | 9.1%  | -1  | 2   | 0   | 0.0%   | 8:57  | 11  | 4  |
| 33       | Colin Wilson      | 13 | 1  | 1  | 2   | 0   | 0  | 0  | 0  | 17  | 5.9%  | -1  | 10  | 4   | 40.0%  | 9:00  | 10  | 5  |
| 37       | Denis Grebeshkov  | 2  | 0  | 2  | 2   | 0   | 0  | 0  | 0  | 0   | 0.0%  | 2   | 0   | 0   | 0.0%   | 11:22 | 2   | 0  |
| 37       | Rich Peverley     | 6  | 0  | 2  | 2   | 0   | 0  | 0  | 0  | 4   | 0.0%  | 0   | 37  | 16  | 43.2%  | 8:51  | 2   | 3  |
| 17       | Jan Hlavac        | 6  | 0  | 2  | 2   | 2   | 0  | 0  | 0  | 10  | 0.0%  | -4  | 4   | 2   | 50.0%  | 18:12 | 6   | 1  |
| 7        | Jonathon Blum     | 12 | 0  | 2  | 2   | 0   | 0  | 0  | 0  | 11  | 0.0%  | 2   | 0   | 0   | 0.0%   | 18:51 | 14  | 24 |
| 5        | Blake Geoffrion   | 12 | 0  | 2  | 2   | 4   | 0  | 0  | 0  | 12  | 0.0%  | 1   | 50  | 27  | 54.0%  | 7:37  | 13  | 3  |
| 14       | Radek Bonk        | 6  | 1  | 0  | 1   | 2   | 0  | 0  | 0  | 12  | 8.3%  | -3  | 85  | 47  | 55.3%  | 17:56 | 9   | 5  |
| 7        | Greg de Vries     | 6  | 1  | 0  | 1   | 2   | 0  | 0  | 1  | 3   | 33.3% | -2  | 0   | 0   | 0.0%   | 19:40 | 7   | 9  |
| 9        | Sergei Zholtok    | 6  | 1  | 0  | 1   | 0   | 1  | 0  | 0  | 6   | 16.7% | -3  | 60  | 21  | 35.0%  | 10:33 | 0   | 0  |



# PLAYOFFS

## ALL-TIME PLAYOFF STATISTICS

| NO | PLAYER            | GP | G | A | PTS | PIM | PP | SH | GW | S  | %    | +/- | TF | FW | F%    | MIN   | H  | BS |
|----|-------------------|----|---|---|-----|-----|----|----|----|----|------|-----|----|----|-------|-------|----|----|
| 15 | Craig Smith       | 2  | 0 | 1 | 1   | 0   | 0  | 0  | 0  | 3  | 0.0% | -1  | 0  | 0  | 0.0%  | 8:24  | 5  | 0  |
| 5  | Brad Bombardir    | 6  | 0 | 1 | 1   | 2   | 0  | 0  | 0  | 3  | 0.0% | 1   | 0  | 0  | 0.0%  | 19:38 | 0  | 0  |
| 9  | Marcel Goc        | 6  | 0 | 1 | 1   | 2   | 0  | 0  | 0  | 13 | 0.0% | -2  | 73 | 36 | 49.3% | 16:06 | 11 | 7  |
| 24 | Scott Walker      | 11 | 0 | 1 | 1   | 12  | 0  | 0  | 0  | 19 | 0.0% | -3  | 11 | 2  | 18.2% | 18:16 | 5  | 2  |
| 35 | Pekka Rinne       | 28 | 0 | 1 | 1   | 2   | 0  | 0  | 0  | 0  | 0.0% | --  | -- | -- | --    | --    | -- | -- |
| 39 | Anders Lindback   | 1  | 0 | 0 | 0   | 0   | 0  | 0  | 0  | 0  | 0.0% | --  | -- | -- | --    | --    | -- | -- |
| 15 | Josh Langfeld     | 1  | 0 | 0 | 0   | 0   | 0  | 0  | 0  | 0  | 0.0% | 0   | 0  | 0  | 0.0%  | 6:30  | 1  | 0  |
| 19 | Jim McKenzie      | 1  | 0 | 0 | 0   | 0   | 0  | 0  | 0  | 0  | 0.0% | 0   | 0  | 0  | 0.0%  | 3:32  | 0  | 0  |
| 94 | Yanic Perreault   | 1  | 0 | 0 | 0   | 2   | 0  | 0  | 0  | 2  | 0.0% | 0   | 10 | 6  | 60.0% | 10:09 | 0  | 0  |
| 14 | Ramzi Abid        | 2  | 0 | 0 | 0   | 0   | 0  | 0  | 0  | 0  | 0.0% | -1  | 0  | 0  | 0.0%  | 5:17  | 1  | 0  |
| 38 | Jack Hillen       | 2  | 0 | 0 | 0   | 2   | 0  | 0  | 0  | 1  | 0.0% | 1   | 0  | 0  | 0.0%  | 7:53  | 0  | 0  |
| 7  | Scottie Upshall   | 2  | 0 | 0 | 0   | 0   | 0  | 0  | 0  | 4  | 0.0% | 0   | 0  | 0  | 0.0%  | 11:56 | 5  | 0  |
| 24 | Brandon Bochenski | 3  | 0 | 0 | 0   | 0   | 0  | 0  | 0  | 4  | 0.0% | -1  | 0  | 0  | 0.0%  | 6:36  | 1  | 0  |
| 49 | Ryan Ellis        | 3  | 0 | 0 | 0   | 0   | 0  | 0  | 0  | 2  | 0.0% | 2   | 0  | 0  | 0.0%  | 6:53  | 3  | 2  |
| 14 | Dustin Boyd       | 4  | 0 | 0 | 0   | 0   | 0  | 0  | 0  | 4  | 0.0% | -1  | 16 | 9  | 56.3% | 7:03  | 4  | 1  |
| 75 | Hal Gill          | 5  | 0 | 0 | 0   | 0   | 0  | 0  | 0  | 3  | 0.0% | 2   | 0  | 0  | 0.0%  | 15:07 | 7  | 7  |
| 34 | Shane Hnidy       | 5  | 0 | 0 | 0   | 6   | 0  | 0  | 0  | 4  | 0.0% | 0   | 0  | 0  | 0.0%  | 12:31 | 0  | 0  |
| 55 | Danny Markov      | 5  | 0 | 0 | 0   | 6   | 0  | 0  | 0  | 6  | 0.0% | -1  | 0  | 0  | 0.0%  | 19:21 | 8  | 7  |
| 30 | Chris Mason       | 5  | 0 | 0 | 0   | 0   | 0  | 0  | 0  | 0  | 0.0% | --  | -- | -- | --    | --    | -- | -- |
| 19 | Brendan Witt      | 5  | 0 | 0 | 0   | 12  | 0  | 0  | 0  | 5  | 0.0% | -3  | 0  | 0  | 0.0%  | 17:07 | 19 | 12 |
| 21 | Andreas Johansson | 6  | 0 | 0 | 0   | 0   | 0  | 0  | 0  | 5  | 0.0% | -3  | 41 | 13 | 31.7% | 15:17 | 0  | 0  |
| 39 | Dan Ellis         | 6  | 0 | 0 | 0   | 0   | 0  | 0  | 0  | 0  | 0.0% | --  | -- | -- | --    | --    | -- | -- |
| 28 | Jeremy Stevenson  | 6  | 0 | 0 | 0   | 8   | 0  | 0  | 0  | 3  | 0.0% | -1  | 0  | 0  | 0.0%  | 6:43  | 0  | 0  |
| 16 | Darcy Hordichuk   | 7  | 0 | 0 | 0   | 2   | 0  | 0  | 0  | 1  | 0.0% | 0   | 0  | 0  | 0.0%  | 3:33  | 11 | 0  |
| 59 | Roman Josi        | 10 | 0 | 0 | 0   | 10  | 0  | 0  | 0  | 12 | 0.0% | -4  | 0  | 0  | 0.0%  | 18:47 | 3  | 21 |
| 12 | Scott Nichol      | 10 | 0 | 0 | 0   | 19  | 0  | 0  | 0  | 6  | 0.0% | -1  | 48 | 27 | 56.3% | 9:00  | 12 | 3  |
| 4  | Mark Eaton        | 11 | 0 | 0 | 0   | 10  | 0  | 0  | 0  | 9  | 0.0% | -2  | 0  | 0  | 0.0%  | 18:55 | 5  | 12 |
| 29 | Tomas Vokoun      | 11 | 0 | 0 | 0   | 2   | 0  | 0  | 0  | 0  | 0.0% | --  | -- | -- | --    | --    | -- | -- |
| 55 | Shane O'Brien     | 12 | 0 | 0 | 0   | 18  | 0  | 0  | 0  | 6  | 0.0% | -2  | 0  | 0  | 0.0%  | 16:47 | 42 | 20 |

| NO | GOALIE          | GP | MIN  | GAA  | W  | L  | SO | GA | SA  | SV%   | G | A | PIM |
|----|-----------------|----|------|------|----|----|----|----|-----|-------|---|---|-----|
| 35 | Pekka Rinne     | 28 | 1716 | 2.41 | 13 | 15 | 1  | 69 | 818 | .916  | 0 | 1 | 2   |
| 29 | Tomas Vokoun    | 11 | 680  | 2.47 | 3  | 8  | 1  | 28 | 360 | .922  | 0 | 0 | 2   |
| 39 | Dan Ellis       | 6  | 357  | 2.52 | 2  | 4  | 0  | 15 | 240 | .938  | 0 | 0 | 0   |
| 30 | Chris Mason     | 5  | 296  | 3.45 | 1  | 4  | 0  | 17 | 171 | .901  | 0 | 0 | 0   |
| 39 | Anders Lindback | 1  | 13   | 0.00 | 0  | 0  | 0  | 0  | 9   | 1.000 | 0 | 0 | 0   |



# PLAYOFFS

## PLAYOFF LEADERBOARD

| CAREER                    | PLAYOFF SEASON |                   |      | PLAYOFF SERIES |                   |                       |
|---------------------------|----------------|-------------------|------|----------------|-------------------|-----------------------|
| <b>GAMES PLAYED</b>       |                |                   |      |                |                   |                       |
| David Legwand             | 47             |                   |      |                |                   |                       |
| Martin Erat               | 46             |                   |      |                |                   |                       |
| Shea Weber                | 43             |                   |      |                |                   |                       |
| Ryan Suter                | 39             |                   |      |                |                   |                       |
| <b>GOALS</b>              |                |                   |      |                |                   |                       |
| David Legwand             | 13             | Joel Ward         | 2011 | 7              | Joel Ward         | 2011 WCS vs. VAN 4    |
| Shea Weber                | 10             | David Legwand     | 2011 | 6              | David Legwand     | 2011 WCS vs. VAN 4    |
| Joel Ward                 | 9              | Martin Erat       | 2010 | 4              | Martin Erat       | 2010 WCO vs. CHI 4    |
| Martin Erat               | 8              | J-P Dumont        | 2007 | 4              | J-P Dumont        | 2007 WCO vs. S.J. 4   |
| Alexander Radulov         | 6              |                   |      |                |                   |                       |
| J-P Dumont                | 6              |                   |      |                |                   |                       |
| <b>ASSISTS</b>            |                |                   |      |                |                   |                       |
| David Legwand             | 15             | Joel Ward         | 2011 | 6              | David Legwand     | 2010 WCO vs. CHI 5    |
| Martin Erat               | 15             | eight tied        |      | 5              | Paul Kariya       | 2006 WCO vs. S.J. 5   |
| Shea Weber                | 10             |                   |      |                | Alexander Radulov | 2012 WCO vs. DET 4    |
| Ryan Suter                | 9              |                   |      |                | Jordin Tootoo     | 2011 WCO vs. ANA 4    |
|                           |                |                   |      |                | Cody Franson      | 2011 WCO vs. ANA 4    |
|                           |                |                   |      |                | Sergei Kostitsyn  | 2011 WCO vs. ANA 4    |
| <b>POINTS</b>             |                |                   |      |                |                   |                       |
| David Legwand             | 28             | Joel Ward         | 2011 | 13             | Joel Ward         | 2011 WCS vs. VAN 8    |
| Martin Erat               | 23             | David Legwand     | 2011 | 9              | David Legwand     | 2010 WCO vs. CHI 7    |
| Shea Weber                | 20             | Mike Fisher       | 2011 | 7              | Paul Kariya       | 2006 WCO vs. S.J. 7   |
| Joel Ward                 | 17             | J-P Dumont        | 2010 | 7              | Mike Fisher       | 2011 WCO vs. ANA 6    |
| Alexander Radulov         | 14             | Paul Kariya       | 2006 | 7              | J-P Dumont        | 2007 WCO vs. S.J. 6   |
| <b>PENALTY MINUTES</b>    |                |                   |      |                |                   |                       |
| Jordin Tootoo             | 63             | Jordin Tootoo     | 2011 | 28             | Scott Hartnell    | 2007 WCO vs. S.J. 28  |
| David Legwand             | 46             | Scott Hartnell    | 2007 | 28             | Jordin Tootoo     | 2011 WCO vs. ANA 22   |
| Jerred Smithson           | 37             | Jordin Tootoo     | 2007 | 21             | Jordin Tootoo     | 2007 WCO vs. S.J. 21  |
| Shea Weber                | 37             | Alexander Radulov | 2007 | 19             | Alexander Radulov | 2007 WCO vs. S.J. 19  |
| Martin Erat               | 36             | Shane O'Brien     | 2011 | 18             |                   |                       |
| <b>GOALTENDING</b>        |                |                   |      |                |                   |                       |
| CAREER                    | PLAYOFF SEASON |                   |      | PLAYOFF SERIES |                   |                       |
| <b>GAMES PLAYED</b>       |                |                   |      |                |                   |                       |
| Pekka Rinne               | 28             | Pekka Rinne       | 2011 | 12             | four times        | 6                     |
| Tomas Vokoun              | 11             |                   |      |                |                   |                       |
| Dan Ellis                 | 6              |                   |      |                |                   |                       |
| Chris Mason               | 5              |                   |      |                |                   |                       |
| <b>MINUTES</b>            |                |                   |      |                |                   |                       |
| Pekka Rinne               | 1716           | Pekka Rinne       | 2011 | 748            | Pekka Rinne       | 2011 WCS vs. VAN 402  |
| Tomas Vokoun              | 680            | Pekka Rinne       | 2012 | 609            | Pekka Rinne       | 2010 WCO vs. CHI 358  |
| Dan Ellis                 | 357            | Pekka Rinne       | 2010 | 358            | Dan Ellis         | 2008 WCO vs. DET 357  |
| Chris Mason               | 296            | Dan Ellis         | 2008 | 357            | Tomas Vokoun      | 2004 WCO vs. DET 356  |
| <b>SHUTOUTS</b>           |                |                   |      |                |                   |                       |
| Pekka Rinne               | 1              | Pekka Rinne       | 2012 | 1              | Pekka Rinne       | 2012 WCS vs. PHX 1    |
| Tomas Vokoun              | 1              | Tomas Vokoun      | 2004 | 1              | Tomas Vokoun      | 2004 WCO vs. DET 1    |
| <b>GAA (MIN. 4 GP)</b>    |                |                   |      |                |                   |                       |
| Pekka Rinne               | 2.41           | Tomas Vokoun      | 2004 | 2.02           | Pekka Rinne       | 2012 WCO vs. DET 1.81 |
| Tomas Vokoun              | 2.47           | Pekka Rinne       | 2012 | 2.07           | Pekka Rinne       | 2011 WCS vs. VAN 1.94 |
| Dan Ellis                 | 2.52           | Dan Ellis         | 2008 | 2.52           | Tomas Vokoun      | 2004 WCO vs. DET 2.02 |
| Chris Mason               | 3.45           | Pekka Rinne       | 2011 | 2.57           | Dan Ellis         | 2008 WCO vs. DET 2.52 |
| <b>SAVE % (MIN. 4 GP)</b> |                |                   |      |                |                   |                       |
| Dan Ellis                 | .938           | Tomas Vokoun      | 2004 | .939           | Pekka Rinne       | 2012 WCO vs. DET .944 |
| Tomas Vokoun              | .922           | Dan Ellis         | 2008 | .938           | Tomas Vokoun      | 2004 WCO vs. DET .939 |
| Pekka Rinne               | .916           | Pekka Rinne       | 2012 | .929           | Dan Ellis         | 2008 WCO vs. DET .938 |
| Chris Mason               | .901           | Pekka Rinne       | 2010 | .911           | Pekka Rinne       | 2011 WCS vs. VAN .932 |
| <b>WINS</b>               |                |                   |      |                |                   |                       |
| Pekka Rinne               | 13             | Pekka Rinne       | 2011 | 6              | Pekka Rinne       | 2012 WCO vs. DET 4    |
| Tomas Vokoun              | 3              | Pekka Rinne       | 2012 | 5              | Pekka Rinne       | 2011 WCO vs. ANA 4    |
| Dan Ellis                 | 2              |                   |      |                |                   |                       |
| Chris Mason               | 1              |                   |      |                |                   |                       |



# PLAYOFFS

## PLAYOFF YEAR-BY-YEAR LEADERS

| SEASON | GOALS             | ASSISTS               | POINTS            |
|--------|-------------------|-----------------------|-------------------|
| 2004   | Hall/Orszagh 2    | Jason York 3          | Four tied with 3  |
| 2006   | Three tied with 2 | Paul Kariya 5         | Paul Kariya 7     |
| 2007   | J-P Dumont 4      | Legwand/Weber 3       | J-P Dumont 6      |
| 2008   | Radulov/Tootoo 2  | Erat/Weber/Zidlicky 3 | Three tied with 4 |
| 2010   | Martin Erat 4     | David Legwand 5       | David Legwand 7   |
| 2011   | Joel Ward 7       | Joel Ward 6           | Joel Ward 13      |
| 2012   | Three tied with 3 | Radulov 5             | Legwand/Radulov 6 |

| SEASON | PIM               | PPG               | SHG             |
|--------|-------------------|-------------------|-----------------|
| 2004   | Kimmo Timonen 10  | Sergei Zholtok 1  | David Legwand 1 |
| 2006   | Sillinger/Witt 12 | Paul Kariya 2     | Kimmo Timonen 1 |
| 2007   | Scott Hartnell 28 | Three tied with 1 | J-P Dumont 1    |
| 2008   | Zidlicky/Erat 8   | Radulov/Hamhuis 1 | None            |
| 2010   | David Legwand 8   | Jason Arnott 1    | Joel Ward 1     |
| 2011   | Jordin Tootoo 28  | Ward/Weber 2      | David Legwand 2 |
| 2012   | Legwand/Josi 10   | Five tied with 1  | None            |

| SEASON | GWG               | SHOTS                | SHOOTING %              |
|--------|-------------------|----------------------|-------------------------|
| 2004   | Hall/Sullivan 1   | Scott Walker 14      | Vladimir Orszagh 40.0   |
| 2006   | Adam Hall 1       | Kimmo Timonen 17     | Shea Weber 50.0         |
| 2007   | J-P Dumont 1      | Legwand/Weber 14     | Dumont/Fiddler 50.0     |
| 2008   | Arnott/de Vries 1 | Alexander Radulov 14 | Greg de Vries 33.3      |
| 2010   | Dumont/Legwand 1  | Jason Arnott 26      | J-P Dumont 28.6         |
| 2011   | Six tied 1        | Patric Hornqvist 43  | Halischuk/Sullivan 28.6 |
| 2012   | David Legwand 2   | Patric Hornqvist 36  | Andrei Kostitsyn 25.0   |

| SEASON | POINTS (DEFENSEMAN) | PLUS-MINUS RATING   | AVERAGE TIME ON ICE |
|--------|---------------------|---------------------|---------------------|
| 2004   | Jason York 3        | Greg Johnson +4     | Kimmo Timonen 24:15 |
| 2006   | Kimmo Timonen 4     | Ten tied with E     | Kimmo Timonen 24:42 |
| 2007   | Shea Weber 3        | J-P Dumont +4       | Kimmo Timonen 24:32 |
| 2008   | Shea Weber 4        | Greg Zanon +2       | Dan Hamhuis 22:47   |
| 2010   | Shea Weber 3        | David Legwand +5    | Shea Weber 24:26    |
| 2011   | Franson/Suter 6     | Tootoo/Ward +4      | Ryan Suter 28:51    |
| 2012   | Klein/Suter 4       | Francis Bouillon +7 | Ryan Suter 28:49    |

| SEASON | HITS              | BLOCKED SHOTS     |
|--------|-------------------|-------------------|
| 2006   | Brendan Witt 19   | Eaton/Witt 12     |
| 2007   | Peter Forsberg 16 | Kimmo Timonen 9   |
| 2008   | Shea Weber 18     | Zanon/Zidlicky 12 |
| 2010   | Hamhuis/Weber 18  | Shea Weber 14     |
| 2011   | Shane O'Brien 42  | Kevin Klein 27    |
| 2012   | Mike Fisher 33    | Kevin Klein 22    |

| SEASON | GAA               | WINS           | SAVE PERCENTAGE   |
|--------|-------------------|----------------|-------------------|
| 2004   | Tomas Vokoun 2.02 | Tomas Vokoun 2 | Tomas Vokoun .939 |
| 2006   | Chris Mason 3.45  | Chris Mason 1  | Chris Mason .901  |
| 2007   | Tomas Vokoun 2.96 | Tomas Vokoun 1 | Tomas Vokoun .902 |
| 2008   | Dan Ellis 2.52    | Dan Ellis 2    | Dan Ellis .938    |
| 2010   | Pekka Rinne 2.68  | Pekka Rinne 2  | Pekka Rinne .911  |
| 2011   | Pekka Rinne 2.57  | Pekka Rinne 6  | Pekka Rinne .907  |
| 2012   | Pekka Rinne 2.07  | Pekka Rinne 5  | Pekka Rinne .929  |

# PLAYOFFS

## PLAYOFF FIRSTS

### FIRST GAME

April 7, 2004  
Nashville Predators 1, Detroit Red Wings 3  
Joe Louis Arena

**Attendance:** 20,066 (sellout)

**Coaches:** Barry Trotz (head coach), Brent Peterson (associate coach) and Peter Horachek (assistant coach)

**Captain:** Greg Johnson

### Starting Line-up

Left Wing - Scott Hartnell  
Center - Greg Johnson  
Right Wing - Adam Hall  
Defenseman - Mark Eaton  
Defenseman - Kimmo Timonen  
Goaltender - Tomas Vokoun

**Players Dressed:** Tomas Vokoun, Chris Mason, Dan Hamhuis, Marek Zidlicky, Mark Eaton, Brad Bombardir, Sergei Zholtok, Martin Erat, David Legwand, Scott Hartnell, Adam Hall, Jim McKenzie, Andreas Johansson, Greg Johnson, Scott Walker, Steve Sullivan, Jason York, Jeremy Stevenson, Vladimir Orszagh, Kimmo Timonen

**Did Not Dress:** Jamie Allison, Denis Arhipov, Shane Hnidy, Jordin Tootoo

### FIRST WIN

**At Home:** 4/11/04 vs. Detroit (3-1)  
**On Road:** 4/16/10 at Chicago (4-1)  
**In Overtime:** 4/22/11 at Anaheim (4-3)

### FIRST LOSS

**At Home:** 4/17/04 vs. Detroit (2-0)  
**On Road:** 4/7/04 vs. Detroit (3-1)  
**In Overtime:** 4/11/07 vs. San Jose (5-4 2OT)

### FIRST SERIES VICTORY

2011 WCQ vs. Anaheim (4 games to 2)

### FIRST GOAL

Adam Hall (Johnson, Hartnell) at 0:16 of the first period at Detroit on 4/7/04 (3-1 loss)  
**Players on ice:** Hall, Johnson, Hartnell, Eaton, Timonen

### FIRST GOAL AGAINST

Kris Draper (Maltby, Thomas) at 0:37 of the third period at Detroit on 4/7/04 (3-1 loss)

### FIRST HAT TRICK AGAINST

Patrick Marleau (3g), 4/27/06 in 5-4 loss at San Jose

### FIRST TWO-POINT GAME

Adam Hall (1g-1a) vs. Detroit on 4/11/04 (3-1 win)

### FIRST THREE/FOUR-POINT GAME

Paul Kariya (4a) vs. San Jose on 4/21/06 (4-3 win)

### FIRST GAME-WINNING GOAL

Adam Hall at 19:45 of the first period vs. Detroit on 4/11/04 (3-1 win)

### FIRST POWER-PLAY GOAL

Sergei Zholtok (York, Sullivan) at 19:22 of the second period vs. Detroit on 4/15/04 (4-1 loss)

### FIRST POWER-PLAY GOAL AGAINST

Mathieu Schneider (Lidstrom, Shanahan) at 17:15 of the third period at Detroit on 4/10/04 (2-1 loss)

### FIRST SHORTHANDED GOAL

David Legwand (unassisted) at 18:23 of the first period vs. Detroit on 4/11/04 (3-1 win)

### FIRST SHORTHANDED GOAL AGAINST

Brendan Shanahan (Yzerman, Chelios) at 13:18 of the first period at Detroit on 4/15/04 (4-1 loss)

### FIRST OVERTIME GOAL

Jerred Smithson (Tootoo, Spaling) at 1:57 of OT at Anaheim on 4/22/11 (4-3 win)

### FIRST OVERTIME GOAL AGAINST

Patrick Rissmiller (Marleau, Grier) at 8:14 of double OT vs. San Jose on 4/11/07 (5-4 loss)

### FIRST MINOR PENALTY

Vladimir Orszagh (tripping) at 6:19 of the first period at Detroit on 4/7/04 (3-1 win)

### FIRST MAJOR PENALTY

Kimmo Timonen (10:00 misconduct) at 20:00 of the third period at Detroit on 4/10/2004 (2-1 loss)

### FIRST PENALTY SHOT

Steve Sullivan at 1:31 of the first period vs. Detroit (Manny Legace) on 4/7/04 (3-1 loss)

### GOALTENDER FIRSTS

#### FIRST WIN

**At Home:** Tomas Vokoun vs. Detroit on 4/11/04 (3-1 win)  
**On Road:** Pekka Rinne at Chicago on 4/16/10 (4-1 win)

#### FIRST LOSS

**At Home:** Tomas Vokoun vs. Detroit on 4/17/04 (2-0 loss)  
**On Road:** Tomas Vokoun vs. Detroit on 4/7/04 (4-1 win)

#### FIRST SHUTOUT

Tomas Vokoun vs. Detroit on 4/13/04 (41 saves, 3-0 win)

#### FIRST SHUTOUT AGAINST

4/17/04 vs. Detroit (Curtis Joseph, 15 saves, 2-0 loss)

# PLAYOFFS

## ALL-TIME RECORDS/SITUATIONALS

| Team      | Series | W | L | GP | W | L | GF | GA | Last Mtg. | Round | Result |
|-----------|--------|---|---|----|---|---|----|----|-----------|-------|--------|
| Anaheim   | 1      | 1 | 0 | 6  | 4 | 2 | 22 | 20 | 2011      | WCO   | W 4-2  |
| Chicago   | 1      | 0 | 1 | 6  | 2 | 4 | 15 | 17 | 2010      | WCO   | L 2-4  |
| Detroit   | 3      | 1 | 2 | 17 | 8 | 9 | 34 | 38 | 2012      | WCO   | W 4-1  |
| Phoenix   | 1      | 0 | 1 | 5  | 1 | 4 | 9  | 12 | 2012      | WCS   | L 1-4  |
| San Jose  | 2      | 0 | 2 | 10 | 2 | 8 | 24 | 33 | 2007      | WCO   | L 1-4  |
| Vancouver | 1      | 0 | 1 | 6  | 2 | 4 | 11 | 14 | 2011      | WCS   | L 2-4  |

### PLAYOFF SERIES RESULTS VS. OPPONENTS

#### ANAHEIM

2011 - WCO - Nashville won best-of-seven series 4-2, outscoring Anaheim 22-20.

#### CHICAGO

2010 - WCO - Chicago won best-of-seven series 4-2, outscoring Nashville 17-15.

#### DETROIT

2004 - WCO - Detroit won best-of-seven series 4-2, outscoring Nashville 12-9.

2008 - WCO - Detroit won best-of-seven series 4-2, outscoring Nashville 17-12.

2012 - WCO - Nashville won best-of-seven series 4-1, outscoring Detroit 13-9.

#### PHOENIX

2012 - WCS - Phoenix won best-of-seven series, 4-1, outscoring Nashville 12-9.

#### SAN JOSE

2006 - WCO - San Jose won best-of-seven series 4-1, outscoring Nashville 17-10.

2007 - WCO - San Jose won best-of-seven series 4-1, outscoring Nashville 16-14.

#### VANCOUVER

2011 - WCS - Vancouver won best-of-seven series, 4-2, outscoring Nashville 14-11.

### PLAYOFF SERIES SITUATIONAL STATS

|                |       |
|----------------|-------|
| W-L record:    | 23-33 |
| Series record: | 2-7   |

|   |       |
|---|-------|
| Record in Conference Quarterfinals:     | 2-5   |
| W-L record in Conference Quarterfinals: | 16-23 |
| Record in Conference Semifinals:        | 0-2   |
| W-L record in Conference Semifinals:    | 3-8   |
| Record in Conference Finals:            | 0-0   |
| W-L record in Conference Finals:        | 0-0   |
| Record in Stanley Cup Finals:           | 0-0   |
| W-L record in Stanley Cup Finals:       | 0-0   |



### SERIES RECORD...

|   |     |
|---|-----|
| When winning Game 1 of a playoff series:                        | 2-2 |
| When losing Game 1 of a playoff series:                         | 0-5 |
| When winning the first two games of a playoff series:           | 0-0 |
| When losing the first two games of a playoff series:            | 0-3 |
| When splitting the first two games of a playoff series:         | 2-4 |
| When winning the first three games of a playoff series:         | 0-0 |
| When losing the first three games of a playoff series:          | 0-0 |
| When winning two of the first three games of a playoff series:  | 2-1 |
| When losing two of the first three games of a playoff series:   | 0-6 |
| When winning three of the first four games of a playoff series: | 1-0 |
| When losing three of the first four games of a playoff series:  | 0-4 |
| When splitting the first four games of a playoff series:        | 1-3 |
| When winning three of the first five games of a playoff series: | 2-0 |
| When losing three of the first five games of a playoff series:  | 0-7 |
| When splitting the first six games of a playoff series:         | 0-0 |
| Nashville series sweeps:  | 0   |
| Sweeps against Nashville:                                       | 0   |
| W-L record when facing elimination:                             | 1-7 |
| W-L record in Game 7's:   | 0-0 |



# PLAYOFFS

## HAT TRICKS/PENALTY SHOTS/SHUTOUTS

### PREDATORS' HAT TRICKS

| NO.  | DATE | PLAYER | SCORE | GOALTENDER |
|------|------|--------|-------|------------|
| NONE |      |        |       |            |

### OPPONENTS' HAT TRICKS

| NO. | DATE    | PLAYER          | SCORE                     | GOALTENDER  |
|-----|---------|-----------------|---------------------------|-------------|
| 1   | 4/27/06 | Patrick Marleau | Nashville 4 at San Jose 5 | Chris Mason |

### PREDATORS' PENALTY SHOTS

| NO. | DATE    | PLAYER         | GOALTENDER   | SCORE                    | RESULT |
|-----|---------|----------------|--------------|--------------------------|--------|
| 1   | 4/7/04  | Steve Sullivan | Manny Legace | Nashville 1 at Detroit 3 | SAVE   |
| 2   | 4/20/10 | Martin Erat    | Antti Niemi  | Chicago 1 at Nashville 4 | GOAL   |

### OPPONENTS' PENALTY SHOTS

| NO.  | DATE | PLAYER | GOALTENDER | SCORE | RESULT |
|------|------|--------|------------|-------|--------|
| NONE |      |        |            |       |        |

### PREDATORS' SHUTOUTS

| NO. | DATE    | GOALTENDER   | SAVES | SCORE                    |
|-----|---------|--------------|-------|--------------------------|
| 1   | 4/13/04 | Tomas Vokoun | 41    | Detroit 0 at Nashville 3 |
| 2   | 5/2/12  | Pekka Rinne  | 32    | Phoenix 0 at Nashville 2 |

### OPPONENTS' SHUTOUTS

| NO. | DATE    | GOALTENDER     | SAVES | SCORE                      |
|-----|---------|----------------|-------|----------------------------|
| 1   | 4/17/04 | Curtis Joseph  | 15    | Detroit 2 at Nashville 0   |
| 2   | 4/23/06 | Vesa Toskala   | 25    | San Jose 3 at Nashville 0  |
| 3   | 4/20/08 | Chris Osgood   | 20    | Detroit 3 at Nashville 0   |
| 4   | 4/18/10 | Antti Niemi    | 23    | Nashville 0 at Chicago 2   |
| 5   | 4/22/10 | Antti Niemi    | 33    | Chicago 3 at Nashville 0   |
| 6   | 4/28/11 | Roberto Luongo | 20    | Nashville 0 at Vancouver 1 |
| 7   | 5/4/12  | Mike Smith     | 25    | Phoenix 1 at Nashville 0   |



# PLAYOFFS

## OVERTIME HISTORY



| YEAR | HOME |   |   |      | AWAY |   |   |       | OVERALL |   |   |      |
|------|------|---|---|------|------|---|---|-------|---------|---|---|------|
|      | GP   | W | L | PCT  | GP   | W | L | PCT   | GP      | W | L | PCT  |
| 2007 | 1    | 0 | 1 | .000 | 0    | 0 | 0 | .000  | 1       | 0 | 1 | .000 |
| 2008 | 0    | 0 | 0 | .000 | 1    | 0 | 1 | .000  | 1       | 0 | 1 | .000 |
| 2010 | 0    | 0 | 0 | .000 | 1    | 0 | 1 | .000  | 1       | 0 | 1 | .000 |
| 2011 | 1    | 0 | 1 | .000 | 2    | 2 | 0 | 1.000 | 3       | 2 | 1 | .667 |
| 2012 | 0    | 0 | 0 | .000 | 1    | 0 | 1 | .000  | 1       | 0 | 1 | .000 |

| GOALTENDER RECORD |    |   |   |      | TEAM RECORD VS NHL |    |   |   |       |
|-------------------|----|---|---|------|--------------------|----|---|---|-------|
|                   | GP | W | L | PCT  |                    | GP | W | L | PCT   |
| Dan Ellis         | 1  | 0 | 1 | .000 | Anaheim            | 1  | 1 | 0 | 1.000 |
| Pekka Rinne       | 5  | 2 | 3 | .400 | Vancouver          | 2  | 1 | 1 | .500  |
| Tomas Vokoun      | 1  | 0 | 1 | .000 | Chicago            | 1  | 0 | 1 | .000  |
|                   |    |   |   |      | Detroit            | 1  | 0 | 1 | .000  |
|                   |    |   |   |      | Phoenix            | 1  | 0 | 1 | .000  |
|                   |    |   |   |      | San Jose           | 1  | 0 | 1 | .000  |

| PREDATORS SCORING |   |   |     | OPPOSING GOALTENDERS  |    |   |   |       |
|-------------------|---|---|-----|-----------------------|----|---|---|-------|
|                   | G | A | PTS |                       | GP | W | L | PCT   |
| Nick Spaling      | 0 | 2 | 2   | Ray Emery (ANA)       | 1  | 0 | 1 | .000  |
| Matt Halischuk    | 1 | 0 | 1   | Roberto Luongo (VAN)  | 1  | 1 | 1 | .500  |
| Jerred Smithson   | 1 | 0 | 1   | Evgeni Nabokov (S.J.) | 1  | 1 | 0 | 1.000 |
| Ryan Suter        | 0 | 1 | 1   | Antti Niemi (CHI)     | 1  | 1 | 0 | 1.000 |
| Jordin Tootoo     | 0 | 1 | 1   | Chris Osgood (DET)    | 1  | 1 | 0 | 1.000 |
|                   |   |   |     | Mike Smith (PHX)      | 1  | 1 | 0 | 1.000 |

| OPPONENTS SCORING         |   |   |     |
|---------------------------|---|---|-----|
|                           | G | A | PTS |
| Johan Franzen (DET)       | 1 | 0 | 1   |
| Marian Hossa (CHI)        | 1 | 0 | 1   |
| Ryan Kesler (VAN)         | 1 | 0 | 1   |
| Patrick Rissmiller (S.J.) | 1 | 0 | 1   |
| Ray Whitney (PHX)         | 1 | 0 | 1   |
| Dave Bolland (CHI)        | 0 | 1 | 1   |
| Christian Ehrhoff (VAN)   | 0 | 1 | 1   |
| Mike Grier (S.J.)         | 0 | 1 | 1   |
| Martin Hanzal (PHX)       | 0 | 1 | 1   |
| Niklas Kronwall (DET)     | 0 | 1 | 1   |
| Patrick Marleau (S.J.)    | 0 | 1 | 1   |
| Mikael Samuelsson (VAN)   | 0 | 1 | 1   |
| Brent Sopel (CHI)         | 0 | 1 | 1   |

### OVERTIME DECISIONS

- 4/11/07 (Game 1 of WCO): SAN JOSE 5 at Nashville 4 (Rissmiller, 8:14 2OT)  
Goaltenders: Vokoun/Nabokov
- 4/18/08 (Game 5 of WCO): Nashville 1 at DETROIT 2 (Franzen, 1:48 OT)  
Goaltenders: Ellis/Osgood
- 4/24/10 (Game 5 of WCO): Nashville 4 at CHICAGO 5 (Hossa, 4:07 OT)  
Goaltenders: Rinne/Niemi
- 4/22/11 (Game 5 of WCO): NASHVILLE 4 at Anaheim 3 (Smithson, 1:57 OT).  
Goaltenders: Rinne/Emery
- 4/30/11 (Game 2 of WCS): NASHVILLE 2 at Vancouver 1 (Halischuk, 14:51 2OT).  
Goaltenders: Rinne/Luongo
- 5/3/11 (Game 3 of WCS): VANCOUVER 3 at Nashville 2 (Kesler, 10:45 OT).  
Goaltenders: Rinne/Luongo
- 4/27/12 (Game 1 of WCS): Nashville 3 at PHOENIX 4 (Whitney, 14:04 OT).  
Goaltenders: Rinne/Smith

# PLAYOFFS

## YEAR-BY-YEAR SCORING

### 2004 PLAYOFF SCORING

| Pos | No | Player            | GP | Avg. TOI | Shifts/Game | G | A | PTS | +/- | PIM | PP | SH | GW | S    | S%    | F/O   | W-L  | F/O Win% |
|-----|----|-------------------|----|----------|-------------|---|---|-----|-----|-----|----|----|----|------|-------|-------|------|----------|
| RW  | 18 | Adam Hall         | 6  | 18:29    | 26.7        | 2 | 1 | 3   | 3   | 2   | 0  | 0  | 1  | 13   | 15.4  | 27-44 | 38.0 |          |
| C   | 22 | Greg Johnson      | 6  | 17:47    | 27.2        | 1 | 2 | 3   | 4   | 0   | 0  | 0  | 7  | 14.3 | 44-51 | 46.3  |      |          |
| LW  | 17 | Scott Hartnell    | 6  | 15:37    | 22.2        | 1 | 2 | 3   | 3   | 2   | 0  | 0  | 0  | 11   | 9.1   | 1-7   | 12.5 |          |
| D   | 27 | Jason York        | 6  | 21:27    | 30.8        | 0 | 3 | 3   | 2   | 4   | 0  | 0  | 0  | 9    | 0.0   | 0-0   | 0.0  |          |
| RW  | 33 | Vladimir Orszagh  | 6  | 16:08    | 23.7        | 2 | 0 | 2   | -2  | 4   | 0  | 0  | 5  | 40.0 | 1-0   | 100.0 |      |          |
| RW  | 26 | Steve Sullivan    | 6  | 18:57    | 24.0        | 1 | 1 | 2   | -4  | 6   | 0  | 0  | 1  | 13   | 7.7   | 11-22 | 33.3 |          |
| D   | 2  | * Dan Hamhuis     | 6  | 20:29    | 26.3        | 0 | 2 | 2   | -2  | 6   | 0  | 0  | 0  | 4    | 0.0   | 0-0   | 0.0  |          |
| C   | 11 | David Legwand     | 6  | 15:41    | 22.3        | 1 | 0 | 1   | 8   | 0   | 1  | 0  | 8  | 12.5 | 43-48 | 47.3  |      |          |
| C   | 9  | Sergei Zholtok    | 6  | 10:33    | 16.2        | 1 | 0 | 1   | -3  | 0   | 1  | 0  | 6  | 16.7 | 21-39 | 35.0  |      |          |
| D   | 5  | Brad Bombardir    | 6  | 19:38    | 30.7        | 0 | 1 | 1   | 1   | 2   | 0  | 0  | 0  | 3    | 0.0   | 0-0   | 0.0  |          |
| LW  | 10 | Martin Erat       | 6  | 14:08    | 21.3        | 0 | 1 | 1   | -2  | 6   | 0  | 0  | 0  | 6    | 0.0   | 2-2   | 50.0 |          |
| RW  | 24 | Scott Walker      | 6  | 20:09    | 25.5        | 0 | 1 | 1   | -3  | 6   | 0  | 0  | 0  | 14   | 0.0   | 2-5   | 28.6 |          |
| LW  | 19 | Jim McKenzie      | 1  | 3:32     | 7.0         | 0 | 0 | 0   | 0   | 0   | 0  | 0  | 0  | 0    | 0.0   | 0-0   | 0.0  |          |
| D   | 3  | Marek Zidlicky    | 1  | 2:16     | 3.0         | 0 | 0 | 0   | 0   | 0   | 0  | 0  | 0  | 0    | 0.0   | 0-0   | 0.0  |          |
| D   | 34 | Shane Hnidy       | 5  | 12:31    | 18.8        | 0 | 0 | 0   | 6   | 0   | 0  | 0  | 4  | 0.0  | 0-0   | 0.0   |      |          |
| RW  | 55 | * Jordin Tootoo   | 5  | 5:09     | 8.0         | 0 | 0 | 0   | 4   | 0   | 0  | 0  | 2  | 0.0  | 0-0   | 0.0   |      |          |
| D   | 4  | Mark Eaton        | 6  | 19:50    | 28.8        | 0 | 0 | 0   | -2  | 2   | 0  | 0  | 0  | 6    | 0.0   | 0-0   | 0.0  |          |
| LW  | 21 | Andreas Johansson | 6  | 15:17    | 21.7        | 0 | 0 | 0   | -3  | 0   | 0  | 0  | 5  | 0.0  | 13-28 | 31.7  |      |          |
| LW  | 28 | Jeremy Stevenson  | 6  | 6:43     | 11.0        | 0 | 0 | 0   | -1  | 8   | 0  | 0  | 0  | 3    | 0.0   | 0-0   | 0.0  |          |
| D   | 44 | Kimmo Timonen     | 6  | 24:15    | 28.5        | 0 | 0 | 0   | -3  | 10  | 0  | 0  | 0  | 9    | 0.0   | 0-0   | 0.0  |          |
| G   | 29 | Tomas Vokoun      | 6  | --       | --          | 0 | 0 | 0   | 0   | 0   | 0  | 0  | 0  | 0    | 0.0   | --    | --   |          |

| No                      | Goaltender   | GP       | Mins       | GAA         | W        | L        | SO       | GA        | SA         | SV%         | G        | A        | PIM      |
|-------------------------|--------------|----------|------------|-------------|----------|----------|----------|-----------|------------|-------------|----------|----------|----------|
| 29                      | Tomas Vokoun | 6        | 356        | 2.02        | 2        | 4        | 1        | 12        | 197        | .939        | 0        | 0        | 0        |
| <b>NASHVILLE Totals</b> |              | <b>6</b> | <b>360</b> | <b>2.00</b> | <b>2</b> | <b>4</b> | <b>1</b> | <b>12</b> | <b>197</b> | <b>.939</b> | <b>0</b> | <b>0</b> | <b>0</b> |

### 2006 PLAYOFF SCORING

| Pos | No | Player          | GP | Avg. TOI | Shifts/Game | G | A | PTS | +/- | PIM | PP | SH | GW | S  | S%   | F/O   | W-L  | F/O Win% |
|-----|----|-----------------|----|----------|-------------|---|---|-----|-----|-----|----|----|----|----|------|-------|------|----------|
| LW  | 9  | Paul Kariya     | 5  | 20:46    | 24.6        | 2 | 5 | 7   | 0   | 0   | 2  | 0  | 0  | 12 | 16.7 | 0-0   | 0.0  |          |
| D   | 44 | Kimmo Timonen   | 5  | 24:42    | 29.4        | 1 | 3 | 4   | 0   | 4   | 0  | 1  | 0  | 17 | 5.9  | 0-0   | 0.0  |          |
| C   | 81 | Mike Sillinger  | 5  | 17:09    | 22.4        | 2 | 1 | 3   | -1  | 12  | 1  | 0  | 0  | 7  | 28.6 | 67-29 | 69.8 |          |
| D   | 6  | * Shea Weber    | 4  | 14:12    | 19.3        | 2 | 0 | 2   | -3  | 8   | 1  | 0  | 0  | 4  | 50.0 | 0-0   | 0.0  |          |
| RW  | 10 | Martin Erat     | 5  | 19:30    | 23.0        | 1 | 1 | 2   | -1  | 6   | 1  | 0  | 0  | 8  | 12.5 | 0-2   | 0.0  |          |
| RW  | 26 | Steve Sullivan  | 5  | 17:02    | 22.4        | 0 | 2 | 2   | -2  | 0   | 0  | 0  | 0  | 12 | 0.0  | 0-0   | 0.0  |          |
| D   | 2  | Dan Hamhuis     | 5  | 19:41    | 25.6        | 0 | 2 | 2   | -2  | 2   | 0  | 0  | 0  | 9  | 0.0  | 0-0   | 0.0  |          |
| RW  | 18 | Adam Hall       | 5  | 12:09    | 19.0        | 1 | 0 | 1   | -3  | 0   | 1  | 0  | 1  | 7  | 14.3 | 7-10  | 41.2 |          |
| LW  | 17 | Scott Hartnell  | 5  | 12:12    | 16.6        | 1 | 0 | 1   | 0   | 4   | 0  | 0  | 0  | 9  | 11.1 | 0-2   | 0.0  |          |
| C   | 22 | Greg Johnson    | 5  | 14:42    | 21.6        | 0 | 1 | 1   | 0   | 2   | 0  | 0  | 0  | 3  | 0.0  | 44-28 | 61.1 |          |
| C   | 11 | David Legwand   | 5  | 17:21    | 23.2        | 0 | 1 | 1   | -1  | 8   | 0  | 0  | 0  | 11 | 0.0  | 37-37 | 50.0 |          |
| D   | 3  | Marek Zidlicky  | 2  | 15:18    | 18.0        | 0 | 1 | 1   | 0   | 2   | 0  | 0  | 0  | 7  | 0.0  | 0-0   | 0.0  |          |
| C   | 38 | Vernon Fiddler  | 2  | 8:48     | 15.0        | 0 | 1 | 1   | -1  | 0   | 0  | 0  | 0  | 1  | 0.0  | 6-2   | 75.0 |          |
| C   | 94 | Yanic Perreault | 1  | 10:09    | 14.0        | 0 | 0 | 0   | 0   | 2   | 0  | 0  | 0  | 2  | 0.0  | 6-4   | 60.0 |          |
| RW  | 7  | Scottie Upshall | 2  | 11:56    | 15.5        | 0 | 0 | 0   | 0   | 0   | 0  | 0  | 0  | 4  | 0.0  | 0-0   | 0.0  |          |
| C   | 12 | Scott Nichol    | 3  | 7:44     | 14.0        | 0 | 0 | 0   | -2  | 2   | 0  | 0  | 0  | 2  | 0.0  | 8-8   | 50.0 |          |
| C   | 25 | Jerred Smithson | 3  | 9:26     | 18.3        | 0 | 0 | 0   | 0   | 4   | 0  | 0  | 0  | 0  | 0.0  | 9-4   | 69.2 |          |
| RW  | 14 | Jordin Tootoo   | 3  | 4:04     | 7.7         | 0 | 0 | 0   | -1  | 0   | 0  | 0  | 0  | 3  | 0.0  | 0-0   | 0.0  |          |
| D   | 4  | Mark Eaton      | 5  | 17:48    | 25.6        | 0 | 0 | 0   | 0   | 8   | 0  | 0  | 0  | 3  | 0.0  | 0-0   | 0.0  |          |
| D   | 55 | Danny Markov    | 5  | 19:21    | 28.2        | 0 | 0 | 0   | -1  | 6   | 0  | 0  | 0  | 6  | 0.0  | 0-0   | 0.0  |          |
| RW  | 24 | Scott Walker    | 5  | 16:00    | 23.8        | 0 | 0 | 0   | 0   | 6   | 0  | 0  | 0  | 5  | 0.0  | 0-4   | 0.0  |          |
| D   | 19 | Brendan Witt    | 5  | 17:07    | 24.4        | 0 | 0 | 0   | -3  | 12  | 0  | 0  | 0  | 5  | 0.0  | 0-0   | 0.0  |          |

| No                      | Goaltender  | GP       | Mins       | GAA         | W        | L        | SO       | GA        | SA         | SV%         | G        | A        | PIM      |
|-------------------------|-------------|----------|------------|-------------|----------|----------|----------|-----------|------------|-------------|----------|----------|----------|
| 30                      | Chris Mason | 5        | 296        | 3.45        | 1        | 4        | 0        | 17        | 171        | .901        | 0        | 0        | 0        |
| <b>NASHVILLE Totals</b> |             | <b>5</b> | <b>300</b> | <b>3.40</b> | <b>1</b> | <b>4</b> | <b>0</b> | <b>17</b> | <b>171</b> | <b>.901</b> | <b>0</b> | <b>0</b> | <b>0</b> |

\* - denotes rookie



# PLAYOFFS

## YEAR-BY-YEAR SCORING

### 2007 PLAYOFF SCORING

| Pos | No | Player              | GP | Avg. TOI | Shifts/Game | G | A | PTS | +/- | PIM | PP | SH | GW | S    | S%    | F/O W-L | F/O Win% |
|-----|----|---------------------|----|----------|-------------|---|---|-----|-----|-----|----|----|----|------|-------|---------|----------|
| RW  | 71 | J-P Dumont          | 5  | 21:02    | 31.2        | 4 | 2 | 6   | 4   | 0   | 1  | 1  | 1  | 8    | 50.0  | 0-0     | 0.0      |
| RW  | 47 | * Alexander Radulov | 4  | 13:09    | 20.3        | 3 | 1 | 4   | 1   | 19  | 0  | 0  | 13 | 23.1 | 0-0   | 0.0     |          |
| C   | 21 | Peter Forsberg      | 5  | 20:57    | 29.0        | 2 | 2 | 4   | 2   | 12  | 0  | 0  | 7  | 28.6 | 33-31 | 51.6    |          |
| C   | 19 | Jason Arnott        | 5  | 19:17    | 26.6        | 2 | 1 | 3   | 0   | 2   | 1  | 0  | 11 | 18.2 | 37-52 | 41.6    |          |
| C   | 11 | David Legwand       | 5  | 22:23    | 32.2        | 0 | 3 | 3   | -2  | 2   | 0  | 0  | 14 | 0.0  | 35-52 | 40.2    |          |
| D   | 6  | Shea Weber          | 5  | 21:41    | 28.0        | 0 | 3 | 3   | 0   | 2   | 0  | 0  | 14 | 0.0  | 0-0   | 0.0     |          |
| C   | 38 | Vernon Fiddler      | 5  | 12:21    | 20.8        | 1 | 1 | 2   | -3  | 4   | 0  | 0  | 2  | 50.0 | 5-4   | 55.6    |          |
| LW  | 17 | Scott Hartnell      | 5  | 14:23    | 21.0        | 1 | 1 | 2   | -1  | 28  | 1  | 0  | 5  | 20.0 | 1-2   | 33.3    |          |
| LW  | 9  | Paul Kariya         | 5  | 19:36    | 26.2        | 0 | 2 | -4  | 2   | 0   | 0  | 0  | 10 | 0.0  | 0-0   | 0.0     |          |
| D   | 44 | Kimmo Timonen       | 5  | 24:32    | 31.6        | 0 | 2 | 2   | -1  | 4   | 0  | 0  | 7  | 0.0  | 0-0   | 0.0     |          |
| D   | 5  | Greg Zanon          | 5  | 20:43    | 27.6        | 0 | 2 | 2   | -2  | 2   | 0  | 0  | 7  | 0.0  | 0-0   | 0.0     |          |
| D   | 3  | Marek Zidlicky      | 5  | 19:18    | 25.4        | 0 | 2 | 2   | -1  | 4   | 0  | 0  | 8  | 0.0  | 0-0   | 0.0     |          |
| D   | 20 | Ryan Suter          | 5  | 23:18    | 28.8        | 1 | 0 | 1   | 0   | 8   | 0  | 0  | 9  | 11.1 | 0-0   | 0.0     |          |
| RW  | 10 | Martin Erat         | 3  | 14:13    | 21.7        | 0 | 1 | 1   | -1  | 0   | 0  | 0  | 3  | 0.0  | 0-0   | 0.0     |          |
| RW  | 22 | Jordin Tootoo       | 4  | 9:32     | 16.3        | 0 | 1 | 1   | -2  | 21  | 0  | 0  | 6  | 0.0  | 0-0   | 0.0     |          |
| D   | 2  | Dan Hamhuis         | 5  | 21:36    | 27.2        | 0 | 1 | 1   | -3  | 2   | 0  | 0  | 7  | 0.0  | 0-0   | 0.0     |          |
| LW  | 14 | Ramzi Abid          | 2  | 5:17     | 8.0         | 0 | 0 | 0   | -1  | 0   | 0  | 0  | 0  | 0.0  | 0-0   | 0.0     |          |
| LW  | 16 | Darcy Hordichuk     | 2  | 3:37     | 6.5         | 0 | 0 | 0   | 0   | 0   | 0  | 0  | 0  | 0.0  | 0-0   | 0.0     |          |
| C   | 12 | Scott Nichol        | 5  | 10:21    | 16.8        | 0 | 0 | 0   | 1   | 17  | 0  | 0  | 3  | 0.0  | 19-11 | 63.3    |          |
| C   | 25 | Jerred Smithson     | 5  | 11:30    | 21.0        | 0 | 0 | 0   | -2  | 17  | 0  | 0  | 0  | 0.0  | 20-16 | 55.6    |          |
| G   | 29 | Tomas Vokoun        | 5  | --       | --          | 0 | 0 | 0   | 0   | 2   | 0  | 0  | 0  | 0.0  | --    | --      |          |

| No                      | Goaltender   | GP       | Mins       | GAA         | W        | L        | SO       | GA        | SA         | SV%         | G        | A        | PIM      |
|-------------------------|--------------|----------|------------|-------------|----------|----------|----------|-----------|------------|-------------|----------|----------|----------|
| 29                      | Tomas Vokoun | 5        | 324        | 2.96        | 1        | 4        | 0        | 16        | 163        | .902        | 0        | 0        | 2        |
| <b>NASHVILLE Totals</b> |              | <b>5</b> | <b>328</b> | <b>2.93</b> | <b>1</b> | <b>4</b> | <b>0</b> | <b>16</b> | <b>163</b> | <b>.902</b> | <b>0</b> | <b>0</b> | <b>2</b> |

### 2008 PLAYOFF SCORING

| Pos | No | Player            | GP | Avg. TOI | Shifts/Game | G | A | PTS | +/- | PIM | PP | SH | GW | S    | S%    | F/O W-L | F/O Win% |
|-----|----|-------------------|----|----------|-------------|---|---|-----|-----|-----|----|----|----|------|-------|---------|----------|
| RW  | 47 | Alexander Radulov | 6  | 15:59    | 20.2        | 2 | 2 | 4   | 0   | 6   | 1  | 0  | 14 | 14.3 | 0-0   | 0.0     |          |
| D   | 6  | Shea Weber        | 6  | 19:29    | 25.7        | 1 | 3 | 4   | 0   | 6   | 0  | 0  | 4  | 25.0 | 0-0   | 0.0     |          |
| RW  | 10 | Martin Erat       | 6  | 20:55    | 26.5        | 1 | 3 | 4   | 0   | 8   | 0  | 0  | 13 | 7.7  | 3-4   | 42.8    |          |
| D   | 3  | Marek Zidlicky    | 6  | 19:04    | 24.0        | 0 | 3 | 3   | -2  | 8   | 0  | 0  | 11 | 0.0  | 0-0   | 0.0     |          |
| RW  | 22 | Jordin Tootoo     | 6  | 12:30    | 17.3        | 2 | 0 | 2   | 1   | 4   | 0  | 0  | 12 | 16.7 | 0-0   | 0.0     |          |
| D   | 2  | Dan Hamhuis       | 6  | 22:47    | 28.0        | 1 | 1 | 2   | -4  | 6   | 1  | 0  | 8  | 12.5 | 0-0   | 0.0     |          |
| D   | 20 | Ryan Suter        | 6  | 21:12    | 25.7        | 1 | 1 | 2   | -2  | 4   | 0  | 0  | 6  | 16.7 | 0-0   | 0.0     |          |
| RW  | 71 | J-P Dumont        | 6  | 17:23    | 22.3        | 0 | 2 | 2   | -5  | 4   | 0  | 0  | 8  | 0.0  | 0-0   | 0.0     |          |
| C   | 37 | * Rich Peverley   | 6  | 8:51     | 12.7        | 0 | 2 | 2   | 0   | 0   | 0  | 0  | 4  | 0.0  | 16-21 | 43.2    |          |
| D   | 5  | Greg Zanon        | 6  | 18:44    | 25.0        | 0 | 2 | 2   | 2   | 4   | 0  | 0  | 1  | 0.0  | 0-0   | 0.0     |          |
| LW  | 17 | Jan Hlavac        | 6  | 18:12    | 24.3        | 0 | 2 | 2   | -4  | 2   | 0  | 0  | 10 | 0.0  | 2-2   | 50.0    |          |
| C   | 11 | David Legwand     | 3  | 18:15    | 25.0        | 1 | 0 | 1   | 0   | 2   | 0  | 0  | 10 | 10.0 | 22-27 | 44.9    |          |
| C   | 19 | Jason Arnott      | 4  | 18:28    | 24.5        | 1 | 0 | 1   | -1  | 4   | 0  | 0  | 1  | 6    | 16.7  | 23-39   | 37.1     |
| C   | 14 | Radek Bonk        | 6  | 17:56    | 23.3        | 1 | 0 | 1   | -3  | 2   | 0  | 0  | 12 | 8.3  | 47-38 | 55.3    |          |
| D   | 7  | Greg de Vries     | 6  | 19:40    | 24.0        | 1 | 0 | 1   | -2  | 2   | 0  | 0  | 1  | 3    | 33.3  | 0-0     | 0.0      |
| RW  | 15 | Josh Langfield    | 1  | 6:30     | 9.0         | 0 | 0 | 0   | 0   | 0   | 0  | 0  | 0  | 0.0  | 0-0   | 0.0     |          |
| C   | 12 | Scott Nichol      | 2  | 7:30     | 11.5        | 0 | 0 | 0   | 0   | 0   | 0  | 0  | 1  | 0.0  | 0-2   | 0.0     |          |
| RW  | 24 | Brandon Bochenski | 3  | 6:36     | 10.7        | 0 | 0 | 0   | -1  | 0   | 0  | 0  | 4  | 0.0  | 0-0   | 0.0     |          |
| LW  | 16 | Darcy Hordichuk   | 5  | 3:31     | 5.2         | 0 | 0 | 0   | 0   | 2   | 0  | 0  | 1  | 0.0  | 0-0   | 0.0     |          |
| C   | 38 | Vernon Fiddler    | 6  | 16:47    | 24.8        | 0 | 0 | 0   | 0   | 0   | 0  | 0  | 11 | 0.0  | 37-26 | 58.7    |          |
| C   | 25 | Jerred Smithson   | 6  | 11:51    | 20.2        | 0 | 0 | 0   | 0   | 2   | 0  | 0  | 5  | 0.0  | 26-35 | 42.6    |          |
| G   | 39 | Dan Ellis         | 6  | --       | --          | 0 | 0 | 0   | 0   | 0   | 0  | 0  | 0  | 0.0  | --    | --      |          |

| No                      | Goaltender | GP       | Mins       | GAA         | W        | L        | SO       | GA        | SA         | SV%         | G        | A        | PIM      |
|-------------------------|------------|----------|------------|-------------|----------|----------|----------|-----------|------------|-------------|----------|----------|----------|
| 39                      | Dan Ellis  | 6        | 357        | 2.52        | 2        | 4        | 0        | 15        | 240        | .938        | 0        | 0        | 0        |
| <b>NASHVILLE Totals</b> |            | <b>6</b> | <b>362</b> | <b>2.82</b> | <b>2</b> | <b>4</b> | <b>0</b> | <b>17</b> | <b>242</b> | <b>.930</b> | <b>0</b> | <b>0</b> | <b>0</b> |

\* - denotes rookie

# PLAYOFFS

## YEAR-BY-YEAR SCORING

### 2010 PLAYOFF SCORING

| Pos | No | Player           | GP | Avg. TOI | Shifts/Game | G | A | PTS | +/- | PIM | PP | SH | GW | S    | S%    | F/O W-L | F/O Win% |
|-----|----|------------------|----|----------|-------------|---|---|-----|-----|-----|----|----|----|------|-------|---------|----------|
| C   | 11 | David Legwand    | 6  | 19:16    | 26.7        | 2 | 5 | 7   | 5   | 8   | 0  | 0  | 1  | 16   | 12.5  | 25-42   | 37.3     |
| RW  | 10 | Martin Erat      | 6  | 18:55    | 24.5        | 4 | 1 | 5   | -2  | 4   | 0  | 0  | 15 | 26.7 |       | 2-4     | 33.3     |
| RW  | 71 | J-P Dumont       | 6  | 14:18    | 19.8        | 2 | 2 | 4   | 3   | 0   | 0  | 1  | 7  | 28.6 |       | 0-0     | 0.0      |
| RW  | 29 | Joel Ward        | 6  | 19:54    | 26.3        | 2 | 2 | 4   | 1   | 2   | 0  | 1  | 12 | 16.7 |       | 4-8     | 33.3     |
| D   | 6  | Shea Weber       | 6  | 24:26    | 32.2        | 2 | 1 | 3   | -1  | 4   | 0  | 0  | 14 | 14.3 |       | 0-0     | 0.0      |
| LW  | 26 | Steve Sullivan   | 6  | 17:58    | 25.5        | 0 | 3 | 3   | 2   | 2   | 0  | 0  | 7  | 0.0  |       | 1-3     | 25.0     |
| C   | 19 | Jason Arnott     | 6  | 17:50    | 24.3        | 2 | 0 | 2   | -3  | 0   | 1  | 0  | 26 | 7.7  | 55-60 | 47.8    |          |
| D   | 37 | Denis Grebeshkov | 2  | 11:22    | 17.5        | 0 | 2 | 2   | 0   | 0   | 0  | 0  | 0  | 0.0  |       | 0-0     | 0.0      |
| D   | 2  | Dan Hamhuis      | 6  | 22:24    | 28          | 0 | 2 | 2   | -1  | 2   | 0  | 0  | 4  | 0.0  |       | 0-0     | 0.0      |
| D   | 8  | Kevin Klein      | 6  | 17:42    | 23.2        | 0 | 2 | 2   | 1   | 4   | 0  | 0  | 2  | 0.0  |       | 0-0     | 0.0      |
| RW  | 25 | Jerred Smithson  | 6  | 15:35    | 24          | 1 | 0 | 1   | -1  | 6   | 0  | 0  | 5  | 20.0 | 30-18 | 62.5    |          |
| D   | 32 | * Cody Franson   | 4  | 9:02     | 12          | 0 | 1 | 1   | 1   | 2   | 0  | 0  | 5  | 0.0  |       | 0-0     | 0.0      |
| RW  | 27 | Patric Hornqvist | 2  | 13:10    | 20.5        | 0 | 1 | 1   | -2  | 4   | 0  | 0  | 1  | 0.0  |       | 0-1     | 0.0      |
| RW  | 22 | Jordin Tootoo    | 6  | 7:57     | 11.2        | 0 | 1 | 1   | 0   | 2   | 0  | 0  | 5  | 0.0  |       | 0-0     | 0.0      |
| C   | 9  | Marcel Goc       | 6  | 16:06    | 22.8        | 0 | 1 | 1   | -2  | 2   | 0  | 0  | 13 | 0.0  | 36-37 | 49.3    |          |
| C   | 33 | * Colin Wilson   | 6  | 13:42    | 19          | 0 | 1 | 1   | -1  | 0   | 0  | 0  | 8  | 0.0  |       | 0-4     | 0.0      |
| D   | 20 | Ryan Suter       | 6  | 24:08    | 31.8        | 0 | 0 | 0   | -1  | 0   | 0  | 0  | 16 | 0.0  |       | 0-0     | 0.0      |
| C   | 14 | Dustin Boyd      | 4  | 7:03     | 10          | 0 | 0 | 0   | -1  | 0   | 0  | 0  | 4  | 0.0  | 9-7   | 56.2    |          |
| D   | 51 | Francis Bouillon | 6  | 19:37    | 25.5        | 0 | 0 | 0   | -1  | 6   | 0  | 0  | 3  | 0.0  |       | 0-0     | 0.0      |
| LW  | 13 | * Nick Spaling   | 6  | 8:23     | 12.2        | 0 | 0 | 0   | 0   | 0   | 0  | 0  | 3  | 0.0  |       | 5-3     | 62.5     |
| G   | 35 | Pekka Rinne      | 6  | --       | --          | 0 | 0 | 0   | 0   | 0   | 0  | 0  | 0  | 0.0  | --    | --      |          |

| No | Goaltender              | GP       | Mins       | GAA         | W        | L        | SO       | GA        | SA         | SV%         | G        | A        | PIM      |
|----|-------------------------|----------|------------|-------------|----------|----------|----------|-----------|------------|-------------|----------|----------|----------|
| 35 | Pekka Rinne             | 6        | 358        | 2.68        | 2        | 4        | 0        | 16        | 179        | .911        | 0        | 0        | 0        |
|    | <b>NASHVILLE Totals</b> | <b>6</b> | <b>362</b> | <b>2.83</b> | <b>2</b> | <b>4</b> | <b>0</b> | <b>17</b> | <b>180</b> | <b>.906</b> | <b>0</b> | <b>0</b> | <b>0</b> |

### 2011 PLAYOFF SCORING

| Pos | No | Player            | GP | Avg. TOI | Shifts/Game | G | A | PTS | +/- | PIM | PP | SH | GW | S   | S%    | F/O W-L | F/O Win% |      |
|-----|----|-------------------|----|----------|-------------|---|---|-----|-----|-----|----|----|----|-----|-------|---------|----------|------|
| RW  | 29 | Joel Ward         | 12 | 20:25    | 29.5        | 7 | 6 | 13  | 4   | 6   | 2  | 0  | 1  | 28  | 25.0  | 15-23   | 39.5     |      |
| C   | 11 | David Legwand     | 12 | 22:06    | 31.9        | 6 | 3 | 9   | 1   | 8   | 1  | 2  | 0  | 31  | 19.4  | 124-123 | 50.2     |      |
| C   | 12 | Mike Fisher       | 12 | 20:43    | 30.3        | 3 | 4 | 7   | -1  | 11  | 0  | 0  | 1  | 25  | 12.0  | 117-130 | 47.4     |      |
| LW  | 13 | Nick Spaling      | 12 | 15:19    | 23.8        | 2 | 4 | 6   | 3   | 0   | 0  | 0  | 1  | 11  | 18.2  | 59-52   | 53.2     |      |
| D   | 4  | Cody Franson      | 12 | 15:19    | 22.1        | 1 | 5 | 6   | 0   | 0   | 0  | 0  | 22 | 4.5 |       | 0-0     | 0.0      |      |
| RW  | 10 | Martin Erat       | 10 | 19:15    | 28.5        | 1 | 5 | 6   | 0   | 6   | 1  | 0  | 15 | 6.7 |       | 2-4     | 33.3     |      |
| D   | 20 | Ryan Suter        | 12 | 28:51    | 34.2        | 1 | 5 | 6   | 2   | 6   | 0  | 0  | 23 | 4.3 |       | 0-0     | 0.0      |      |
| RW  | 22 | Jordin Tootoo     | 12 | 13:26    | 19.9        | 1 | 5 | 6   | 4   | 28  | 0  | 0  | 30 | 3.3 |       | 0-1     | 0.0      |      |
| D   | 6  | Shea Weber        | 12 | 27:58    | 34.3        | 3 | 2 | 5   | 3   | 8   | 2  | 0  | 38 | 7.9 |       | 0-0     | 0.0      |      |
| LW  | 74 | Sergei Kostitsyn  | 12 | 18:21    | 27          | 0 | 5 | 5   | 0   | 2   | 0  | 0  | 10 | 0.0 |       | 0-1     | 0.0      |      |
| RW  | 27 | Patric Hornqvist  | 12 | 15:16    | 22.9        | 2 | 1 | 3   | -2  | 6   | 1  | 0  | 43 | 4.7 |       | 0-2     | 0.0      |      |
| LW  | 26 | Steve Sullivan    | 9  | 9:23     | 14.8        | 2 | 1 | 3   | 2   | 2   | 0  | 0  | 1  | 7   | 28.6  |         | 0-1      | 0.0  |
| D   | 8  | Kevin Klein       | 12 | 20:14    | 29          | 1 | 2 | 3   | 3   | 6   | 0  | 0  | 15 | 6.7 |       | 0-0     | 0.0      |      |
| RW  | 24 | * Matt Halischuk  | 12 | 11:45    | 18.2        | 2 | 0 | 2   | -1  | 0   | 0  | 0  | 1  | 7   | 28.6  |         | 1-5      | 16.7 |
| C   | 25 | Jerred Smithson   | 11 | 14:09    | 23.6        | 1 | 1 | 2   | 2   | 8   | 0  | 0  | 1  | 16  | 6.3   | 53-44   | 54.6     |      |
| LW  | 5  | * Blake Geoffrion | 12 | 7:37     | 12.2        | 0 | 2 | 2   | 1   | 4   | 0  | 0  | 12 | 0.0 | 27-23 | 54      |          |      |
| D   | 7  | * Jonathon Blum   | 12 | 18:51    | 27.4        | 0 | 2 | 2   | 2   | 0   | 0  | 0  | 11 | 0.0 |       | 0-0     | 0.0      |      |
| RW  | 71 | J-P Dumont        | 3  | 6:48     | 9.7         | 0 | 1 | 1   | -1  | 2   | 0  | 0  | 2  | 0.0 |       | 0-0     | 0.0      |      |
| G   | 35 | Pekka Rinne       | 12 | --       | --          | 0 | 1 | 1   | 0   | 0   | 0  | 0  | 0  | 0.0 | --    | --      |          |      |
| G   | 39 | * Anders Lindback | 1  | --       | --          | 0 | 0 | 0   | 0   | 0   | 0  | 0  | 0  | 0.0 | --    | --      |          |      |
| D   | 55 | Shane O'Brien     | 12 | 16:47    | 23.6        | 0 | 0 | 0   | -2  | 18  | 0  | 0  | 6  | 0.0 |       | 0-0     | 0.0      |      |
| C   | 33 | Colin Wilson      | 3  | 11:37    | 18          | 0 | 0 | 0   | -1  | 0   | 0  | 0  | 2  | 0.0 |       | 2-1     | 66.7     |      |

| No | Goaltender              | GP        | Mins       | GAA         | W        | L        | SO       | GA        | SA         | SV%         | G        | A        | PIM      |
|----|-------------------------|-----------|------------|-------------|----------|----------|----------|-----------|------------|-------------|----------|----------|----------|
| 35 | Pekka Rinne             | 12        | 748        | 2.57        | 6        | 6        | 0        | 32        | 343        | .907        | 0        | 1        | 0        |
| 39 | Anders Lindback         | 1         | 13         | 0.00        | 0        | 0        | 0        | 0         | 9          | 1.000       | 0        | 0        | 0        |
|    | <b>NASHVILLE Totals</b> | <b>12</b> | <b>768</b> | <b>2.66</b> | <b>6</b> | <b>6</b> | <b>0</b> | <b>34</b> | <b>354</b> | <b>.904</b> | <b>0</b> | <b>1</b> | <b>0</b> |

\* - denotes rookie

# PLAYOFFS

## YEAR-BY-YEAR SCORING

### 2012 PLAYOFF SCORING

| Pos | No | Player            | GP | Avg. TOI | Shifts/Game | G | A | PTS | +/- | PIM | PP | SH | GW | S  | S%   | F/O W-L | F/O Win% |
|-----|----|-------------------|----|----------|-------------|---|---|-----|-----|-----|----|----|----|----|------|---------|----------|
| C   | 11 | David Legwand     | 10 | 18:39    | 25.9        | 3 | 3 | 6   | 3   | 10  | 1  | 0  | 2  | 25 | 12.0 | 66-66   | 50.0     |
| RW  | 47 | Alexander Radulov | 8  | 18:08    | 24          | 1 | 5 | 6   | 2   | 4   | 0  | 0  | 0  | 13 | 7.7  | 2-3     | 40.0     |
| LW  | 57 | * Gabriel Bourque | 10 | 12:59    | 19.7        | 3 | 2 | 5   | 0   | 4   | 0  | 0  | 1  | 13 | 23.1 | 1-4     | 20.0     |
| LW  | 46 | Andrei Kostitsyn  | 8  | 15:30    | 21.4        | 3 | 1 | 4   | 3   | 2   | 0  | 0  | 0  | 12 | 25.0 | 1-2     | 33.3     |
| D   | 8  | Kevin Klein       | 10 | 19:30    | 26.2        | 2 | 2 | 4   | -2  | 2   | 0  | 0  | 1  | 11 | 18.2 | 0-0     | 0.0      |
| RW  | 10 | Martin Erat       | 10 | 18:50    | 26.3        | 1 | 3 | 4   | -1  | 6   | 1  | 0  | 0  | 12 | 8.3  | 7-15    | 31.8     |
| C   | 12 | Mike Fisher       | 10 | 20:43    | 28.7        | 1 | 3 | 4   | -4  | 8   | 0  | 0  | 0  | 21 | 4.8  | 85-104  | 45.0     |
| RW  | 27 | Patric Hornqvist  | 10 | 15:24    | 20.5        | 1 | 3 | 4   | 1   | 2   | 1  | 0  | 0  | 36 | 2.8  | 2-3     | 40.0     |
| D   | 20 | Ryan Suter        | 10 | 28:49    | 31.6        | 1 | 3 | 4   | -3  | 4   | 1  | 0  | 0  | 30 | 3.3  | 0-0     | 0.0      |
| D   | 6  | Shea Weber        | 10 | 28:26    | 31.7        | 2 | 1 | 3   | -1  | 9   | 1  | 0  | 0  | 33 | 6.1  | 0-0     | 0.0      |
| D   | 51 | Francis Bouillon  | 10 | 14:57    | 20          | 0 | 3 | 3   | 7   | 2   | 0  | 0  | 0  | 8  | 0.0  | 0-0     | 0.0      |
| LW  | 13 | Nick Spaling      | 10 | 15:49    | 23.9        | 0 | 3 | 3   | 4   | 0   | 0  | 0  | 0  | 7  | 0.0  | 46-53   | 46.5     |
| C   | 28 | Paul Gaustad      | 10 | 11:35    | 18.8        | 1 | 1 | 2   | -1  | 5   | 0  | 0  | 0  | 6  | 16.7 | 95-63   | 60.1     |
| LW  | 74 | Sergei Kostitsyn  | 10 | 15:43    | 23.6        | 1 | 1 | 2   | -3  | 4   | 0  | 0  | 1  | 7  | 14.3 | 0-2     | 0.0      |
| RW  | 18 | Brandon Yip       | 10 | 8:57     | 12.9        | 1 | 1 | 2   | -1  | 6   | 0  | 0  | 0  | 11 | 9.1  | 0-2     | 0.0      |
| C   | 33 | Colin Wilson      | 4  | 13:25    | 18.3        | 1 | 0 | 1   | 1   | 0   | 0  | 0  | 0  | 7  | 14.3 | 2-1     | 66.7     |
| C   | 15 | * Craig Smith     | 2  | 8:24     | 12          | 0 | 1 | 1   | -1  | 0   | 0  | 0  | 0  | 3  | 0.0  | 0-0     | 0.0      |
| RW  | 24 | Matt Halischuk    | 5  | 7:00     | 11.2        | 0 | 1 | 1   | 1   | 4   | 0  | 0  | 0  | 0  | 0.0  | 0-1     | 0.0      |
| D   | 38 | Jack Hillen       | 2  | 7:53     | 12.5        | 0 | 0 | 0   | 1   | 2   | 0  | 0  | 0  | 1  | 0.0  | 0-0     | 0.0      |
| D   | 49 | * Ryan Ellis      | 3  | 6:53     | 9.7         | 0 | 0 | 0   | 2   | 0   | 0  | 0  | 0  | 2  | 0.0  | 0-0     | 0.0      |
| RW  | 22 | Jordin Tootoo     | 3  | 7:46     | 10.3        | 0 | 0 | 0   | 0   | 4   | 0  | 0  | 0  | 2  | 0.0  | 0-0     | 0.0      |
| D   | 75 | Hal Gill          | 5  | 15:07    | 21.2        | 0 | 0 | 0   | 2   | 0   | 0  | 0  | 0  | 3  | 0.0  | 0-0     | 0.0      |
| D   | 59 | * Roman Josi      | 10 | 18:47    | 25.5        | 0 | 0 | 0   | -4  | 10  | 0  | 0  | 0  | 12 | 0.0  | 0-0     | 0.0      |
| G   | 35 | Pekka Rinne       | 10 | --       | --          | 0 | 0 | 0   | --  | 2   | 0  | 0  | 0  | 0  | 0.0  | 0-0     | 0.0      |

| No                      | Goaltender  | GP        | Mins       | GAA         | W        | L        | SO       | GA        | SA         | SV%         | G        | A        | PIM      |
|-------------------------|-------------|-----------|------------|-------------|----------|----------|----------|-----------|------------|-------------|----------|----------|----------|
| 35                      | Pekka Rinne | 10        | 609        | 2.07        | 5        | 5        | 1        | 21        | 343        | .929        | 0        | 0        | 2        |
| <b>NASHVILLE Totals</b> |             | <b>10</b> | <b>609</b> | <b>2.07</b> | <b>5</b> | <b>5</b> | <b>1</b> | <b>21</b> | <b>343</b> | <b>.929</b> | <b>0</b> | <b>0</b> | <b>2</b> |

\* - denotes rookie



# PLAYOFFS

## TEAM - SEASON

### STREAKS

#### LONGEST WINNING STREAK

3 - 4/15-4/20/12

#### At Home:

2 - 4/20-5/2/12

- 4/14-4/16/08

- 4/11-4/13/04

#### On Road:

2 - 4/15-4/20/12

- 4/30-5/7/11

#### LONGEST LOSING STREAK

4 - 4/23-4/30/06

#### At Home:

3 - 5/3-5/9/11

#### On Road:

3 - 4/27-5/7/12

- 4/10-4/18/08

- 4/7-4/15/04

#### LONGEST SHUTOUT STREAK

93.51 - 4/30-5/3/11

#### At Home:

100:40 - 4/20-5/4/12

#### On Road:

78:50 - 4/30-5/7/11

#### MOST CONSECUTIVE GAMES WITHOUT BEING SHUTOUT

13 - 4/25/06-4/18/08

#### At Home:

11 - 4/26/10-5/2/12

#### On Road:

10 - 4/7/04-4/18/08

#### LONGEST SCORELESS STREAK

164:45 - 5/2-5/7/12

#### At Home:

119:00 - 4/21-4/30/06

#### On Road:

118:53 - 4/28-4/30/11

### WINS

#### MOST WINS

6 - 2011

#### At Home:

3 - 2012

#### On Road:

4 - 2011

#### FEWEST WINS

1 - 2007

- 2006

#### At Home:

1 - 2010

- 2007

- 2006

#### On Road:

0 - four times

### LOSSES

#### MOST LOSSES

6 - 2011

#### At Home:

4 - 2011

#### On Road:

3 - 2012

- 2008

- 2004

#### FEWEST LOSSES

4 - five times

#### At Home:

1 - 2008

- 2004

#### On Road:

2 - four times, last 2011

### GOALS

#### MOST GOALS SCORED

33 - 2011

#### At Home:

17 - 2011

#### On Road:

16 - 2011

#### FEWEST GOALS SCORED

9 - 2004

#### At Home:

5 - 2006

#### On Road:

3 - 2007

- 2004

#### MOST GOALS AGAINST

34 - 2011

#### At Home:

20 - 2011

#### On Road:

14 - 2011

#### FEWEST GOALS AGAINST

12 - 2004

#### At Home:

3 - 2004

#### On Road:

6 - 2007

### SPECIAL TEAMS

#### MOST POWER PLAY GOALS

7 - 2011

#### At Home:

5 - 2006

#### On Road:

5 - 2012

#### FEWEST POWER PLAY GOALS

1 - 2010

- 2004

#### At Home:

0 - 2012

- 2004

#### On Road:

0 - 2010

#### MOST POWER PLAY CHANCES

48 - 2011 (7 PPGs, 14.6%)

#### At Home:

25 - 2011 (4 PPGs, 16.0%)

#### On Road:

23 - 2011 (3 PPG, 13.0%)

#### FEWEST POWER PLAY CHANCES

22 - 2007 (3 PPG, 13.6%)

#### At Home:

11 - 2008 (1 PPG, 9.1%)

#### On Road:

5 - 2007 (1 PPG, 20.0%)

#### MOST POWER PLAY GOALS AGAINST

12 - 2011

#### At Home:

8 - 2011

#### On Road:

4 - 2011

#### FEWEST POWER PLAY GOALS AGAINST

2 - 2007

- 2004

#### At Home:

0 - 2004

#### On Road:

0 - 2007

#### MOST CONSECUTIVE GAMES WITH A POWER PLAY GOAL

4 - 4/13-4/20/11

#### At Home:

2 - 4/17-4/20/11

- 4/13-4/20/07

#### On Road:

4 - 4/15-4/29/12

#### MOST CONSECUTIVE GAMES WITHOUT A POWER PLAY GOAL

5 - 4/16-4/24/10

#### At Home:

5 - 4/15-5/4/12

#### On Road:

4 - 4/22-5/7/11

#### MOST CONSECUTIVE UNSUCCESSFUL POWER PLAY ATTEMPTS

22 - 4/16-4/26/10

- 4/7-4/15/04

#### At Home:

23 - 4/11-5/4/12

#### On Road:

14 - 4/15-5/7/11

#### MOST CONSECUTIVE GAMES WITH A POWER PLAY GOAL AGAINST

6 - 4/13-4/24/11

#### At Home:

6 - 4/17-5/9/11

#### On Road:

3 - 4/15-4/17/12

- 4/13-4/22/11

#### MOST CONSECUTIVE GAMES WITHOUT ALLOWING A POWER PLAY GOAL

4 - 4/29-5/7/12

#### At Home:

4 - 4/13-5/4/12

#### On Road:

3 - 4/28-5/7/11

#### MOST CONSECUTIVE SUCCESSFUL PENALTY KILLS

23 - 4/11-4/20/07

#### At Home:

13 - 4/11-4/17/04

#### On Road:

11 - 4/16-4/18/07

#### MOST SHORTHANDED GOALS

2 - 2011

#### At Home:

1 - three times, last 2011

#### On Road:

1 - three times, last 2011

#### FEWEST SHORTHANDED GOALS

0 - 2008

#### At Home:

0 - four times, last 2012

#### On Road:

0 - three times, last 2012

#### MOST TIMES SHORTHANDED

40 - 2011 (12 PPGA, 70.0%)

#### At Home:

21 - 2006 (6 PPGA, 71.4%)

#### On Road:

20 - 2011 (4 PPGA, 80.0%)

#### FEWEST TIMES SHORTHANDED

23 - 2010 (4 PPGA, 82.6%)

#### At Home:

12 - 2010 (3 PPGA, 75.0%)

- 2004 (0 PPGA, 100.0%)

#### On Road:

11 - 2010 (1 PPGA, 90.9%)

- 2007 (0 PPGA, 100.0%)

#### MOST SHORTHANDED GOALS AGAINST

2 - 2011

#### At Home:

1 - 2011

- 2008

#### On Road:

1 - 2011

- 2010

- 2004

#### FEWEST SHORTHANDED GOALS AGAINST

0 - three times, last 2012

#### At Home:

0 - five times, last 2012

#### On Road:

0 - four times, last 2012

#### MOST CONSECUTIVE GAMES WITH A SHORTHANDED GOAL

None

#### At Home:

None

#### On Road:

None

## TEAM - SEASON/SERIES

**MOST CONSECUTIVE GAMES WITH A SHORTHANDED GOAL AGAINST**

None

**At Home:**

None

**On Road:**

None

**PENALTY MINUTES****MOST PENALTY MINUTES**

148 - 2007

**At Home:**

124 - 2007

**On Road:**

50 - 2011

**FEWEST PENALTY MINUTES**

52 - 2010

**At Home:**

26 - 2010

**On Road:**

24 - 2007

**MOST PENALTY MINUTES, OPPONENT**

159 - 2011

**At Home:**

85 - 2007

**On Road:**

94 - 2011

**FEWEST PENALTY MINUTES, OPPONENT**

58 - 2008

**At Home:**

28 - 2008

**On Road:**

12 - 2007

**SHOTS****MOST SHOTS**

354 - 2011

**At Home:**

164 - 2011

**On Road:**

190 - 2011

**FEWEST SHOTS**

128 - 2004

**At Home:**

56 - 2004

**On Road:**

45 - 2007

**MOST SHOTS AGAINST**

354 - 2011

**At Home:**

175 - 2011

**On Road:**

182 - 2012

**FEWEST SHOTS AGAINST**

163 - 2007

**At Home:**

89 - 2010

**On Road:**

64 - 2007

- 2006

## TEAM - SERIES

**GOALS****MOST GOALS SCORED**

22 - 2011 WCO vs. ANA

**At Home:**

11 - 2011 WCO vs. ANA

- 2007 WCO vs. S.J.

**On Road:**

11 - 2011 WCO vs. ANA

**FEWEST GOALS SCORED**

9 - 2012 WCS vs. PHX

- 2004 WCO vs. DET

**At Home:**

2 - 2012 WCS vs. PHX

**On Road:**

3 - 2007 WCO vs. S.J.

- 2004 WCO vs. DET

**MOST GOALS AGAINST**

20 - 2011 WCO vs. ANA

**At Home:**

11 - 2011 WCO vs. ANA

**On Road:**

11 - 2012 WCS vs. PHX

**FEWEST GOALS AGAINST**

9 - 2012 WCO vs. DET

**At Home:**

1 - 2012 WCS vs. PHX

**On Road:**

3 - 2012 WCO vs. DET

**MOST GOALS SCORED BY BOTH TEAMS**

42 - 2011 WCO vs. ANA (NSH 22, ANA 20)

**At Home:**

21 - 2007 WCO vs. S.J. (NSH 11, S.J. 10)

**On Road:**

20 - 2011 WCO vs. ANA (NSH 11, ANA 9)

**FEWEST GOALS SCORED BY BOTH TEAMS**

21 - 2012 WCS vs. PHX (PHX 12, NSH 9)

- 2004 WCO vs. DET (DET 12, NSH 9)

**At Home:**

3 - 2012 WCS vs. PHX (NSH 2, PHX 1)

**On Road:**

9 - 2012 WCO vs. DET (NSH 6, DET 3)

- 2007 WCO vs. S.J. (S.J. 6, NSH 3)

**LARGEST GOAL ADVANTAGE**

4 - 2012 WCO vs. DET (NSH 13, DET 9)

**At Home:**

3 - 2004 WCO vs. DET (NSH 6, DET 3)

**On Road:**

3 - 2012 WCO vs. DET (NSH 6, DET 3)

**LARGEST GOAL DEFICIT**

7 - 2006 WCO vs. S.J. (S.J. 17, NSH 10)

**At Home:**

4 - 2011 WCS vs. VAN (VAN 9, NSH 5)

**On Road:**

6 - 2004 WCO vs. DET (DET 9, NSH 3)

**SPECIAL TEAMS****MOST POWER PLAY GOALS**

6 - 2011 WCO vs. ANA (27 PPA, 22.2%)

- 2006 WCO vs. S.J. (32 PPA, 18.8%)

**At Home:**

5 - 2006 WCO vs. S.J. (21 PPA, 23.8%)

**On Road:**

3 - 2012 WCS vs. PHX (11 PPA, 27.3%)

- 2010 WCO vs. ANA (13 PPA, 23.1%)

**FEWEST POWER PLAY GOALS**

1 - 2011 WCS vs. VAN (21 PPA, 4.8%)

- 2010 WCO vs. CHI (27 PPA, 3.7%)

- 2004 WCO vs. DET (29 PPA, 3.4%)

**At Home:**

0 - 2012 WCS vs. PHX (8 PPA, 0.0%)

- 2012 WCO vs. DET (15 PPA, 0.0%)

- 2004 WCO vs. DET (13 PPA, 0.0%)

**On Road:**

0 - 2011 WCS vs. VAN (10 PPA, 0.0%)

- 2010 WCO vs. CHI (12 PPA, 0.0%)

**MOST POWER PLAY CHANCES**

32 - 2006 WCO vs. S.J. (6 PPGs, 18.8%)

**At Home:**

21 - 2006 WCO vs. S.J. (5 PPGs, 23.8%)

**On Road:**

14 - 2004 WCO vs. DET (1 PPG, 7.1%)

**FEWEST POWER PLAY CHANCES**

19 - 2012 WCS vs. PHX (3 PPGs, 15.8%)

**At Home:**

8 - 2012 WCS vs. PHX (8 PPA, 0.0%)

**On Road:**

5 - 2007 WCO vs. S.J. (1 PPG, 20.0%)

**MOST POWER PLAY GOALS AGAINST**

9 - 2006 WCO vs. S.J. (37 TSH, 75.7%)

**At Home:**

6 - 2006 WCO vs. S.J. (21 TSH, 71.4%)

**On Road:**

4 - 2011 WCO vs. ANA (12 TSH, 66.7%)

**FEWEST POWER PLAY GOALS AGAINST**

1 - 2012 WCS vs. PHX (12 TSH, 91.7%)

**At Home:**

0 - 2012 WCS vs. PHX (6 TSH, 100%)

- 2004 WCO vs. DET (13 TSH, 100%)

**On Road:**

0 - 2007 WCO vs. S.J. (11 TSH, 100%)

**MOST SHORTHANDED GOALS**

2 - 2011 WCS vs. VAN

**At Home:**

1 - 2011 WCS vs. VAN

- 2007 WCO vs. S.J.

- 2004 WCO vs. DET

**On Road:**

1 - 2011 WCS vs. VAN

- 2010 WCO vs. CHI

- 2006 WCO vs. S.J.

**FEWEST SHORTHANDED GOALS**

0 - four times, last 2012 WCS vs. PHX

**At Home:**

0 - six times, last 2012 WCS vs. PHX

**On Road:**

0 - six times, last 2012 WCS vs. PHX

**MOST TIMES SHORTHANDED**

37 - 2006 WCO vs. S.J. (9 PPGA, 75.7%)

**At Home:**

21 - 2006 WCO vs. S.J. (6 PPGA, 71.4%)

**On Road:**

16 - 2006 WCO vs. S.J. (3 PPGA, 81.2%)

- 2004 WCO vs. DET (2 PPGA, 87.5%)

**FEWEST TIMES SHORTHANDED**

12 - 2012 WCS vs. PHX (1 PPGA, 91.7%)

**At Home:**

6 - 2012 WCS vs. PHX (0 PPGA, 100%)

**On Road:**

6 - 2012 WCS vs. PHX (1 PPGA, 83.3%)

**MOST SHORTHANDED GOALS AGAINST**

1 - five times, last 2011 WCS vs. VAN

**At Home:**

1 - 2008 WCO vs. DET

**On Road:**

1 - four times, last 2011 WCS vs. VAN

**FEWEST SHORTHANDED GOALS AGAINST**

0 - four times, last 2012 WCS vs. PHX

**At Home:**

0 - eight times, last 2012 WCS vs. PHX

**On Road:**

0 - four times, last 2012 WCS vs. PHX

**PENALTY MINUTES****MOST PENALTY MINUTES**

148 - 2007 WCO vs. S.J.

**At Home:**

124 - 2007 WCO vs. S.J.

**On Road:**

44 - 2006 WCO vs. S.J.

**FEWEST PENALTY MINUTES**

33 - 2012 WCS vs. PHX

**At Home:**

17 - 2012 WCS vs. PHX

**On Road:**

16 - 2012 WCS vs. PHX

**MOST PENALTY MINUTES, OPPONENT**

109 - 2011 WCO vs. ANA

**At Home:**

85 - 2007 WCO vs. S.J.

**On Road:**

64 - 2011 WCO vs. ANA

**FEWEST PENALTY MINUTES, OPPONENT**

47 - 2012 WCS vs. PHX

**At Home:**

20 - 2011 WCS vs. VAN

**On Road:**

12 - 2007 WCO vs. S.J.

**MOST PENALTY MINUTES BY BOTH TEAMS**

245 - 2007 WCO vs. S.J. (NSH 148, S.J. 97)

**At Home:**

209 - 2007 WCO vs. S.J. (NSH 124, S.J. 85)

**On Road:**

94 - 2011 WCO vs. ANA (ANA, 64, NSH 30)

**FEWEST PENALTY MINUTES BY BOTH TEAMS**

80 - 2012 WCS vs. PHX (NSH 33, PHX 47)

**At Home:**

39 - 2012 WCS vs. PHX (NSH 17, PHX 21)

**On Road:**

36 - 2007 WCO vs. S.J. (NSH 12, S.J. 24)

# PLAYOFFS

## TEAM - SERIES/GAME

### SHOTS

#### MOST SHOTS

190 - 2011 WCO vs. ANA

#### At Home:

96 - 2010 WCO vs. CHI

#### On Road:

108 - 2012 WCS vs. PHX

#### FEWEST SHOTS

116 - 2012 WCO vs. DET

#### At Home:

51 - 2012 WCS vs. PHX

#### On Road:

45 - 2012 WCO vs. DET

- 2007 WCO vs. S.J.

#### MOST SHOTS AGAINST

242 - 2008 WCO vs. DET

#### At Home:

110 - 2008 WCO vs. DET

#### On Road:

132 - 2008 WCO vs. DET

#### FEWEST SHOTS AGAINST

154 - 2012 WCS vs. PHX

#### At Home:

56 - 2012 WCS vs. PHX

#### On Road:

64 - 2007 WCO vs. S.J.

- 2006 WCO vs. S.J.

#### MOST SHOTS BY BOTH TEAMS

386 - 2008 WCO vs. DET

(DET 242, NSH 144)

#### At Home:

197 - 2006 WCO vs. S.J.

(S.J. 107, NSH 90)

#### On Road:

206 - 2012 WCS vs. PHX

(NSH 108, PHX 98)

#### FEWEST SHOTS BY BOTH TEAMS

276 - 2012 WCO vs. DET (DET 160, NSH 116)

#### At Home:

107 - 2012 WCO vs. DET (NSH 51, PHX 56)

#### On Road:

109 - 2007 WCO vs. S.J.

(S.J. 64, NSH 45)

#### LARGEST SHOT ADVANTAGE

27 - 2011 WCO vs. ANA

(NSH 190, ANA 163)

#### At Home:

8 - 2011 WCO vs. ANA

(NSH 89, ANA 81)

#### On Road:

19 - 2011 WCO vs. ANA

(NSH 101, ANA 82)

#### LARGEST SHOT DEFICIT

98 - 2008 WCO vs. DET

(DET 242, NSH 144)

#### At Home:

53 - 2004 WCO vs. DET

(DET 109, NSH 56)

#### On Road:

64 - 2008 WCO vs. DET

(DET 132, NSH 68)

## TEAM - GAME

### GOALS

#### MOST GOALS SCORED

5 - 4/14/08 in 5-3 win vs. DET

- 4/13/07 in 5-2 win vs. S.J.

#### At Home:

5 - 4/14/08 in 5-3 win vs. DET

- 4/13/07 in 5-2 win vs. S.J.

#### On Road:

4 - six times, last 5/7/11 in 4-3 win at VAN

#### MOST GOALS ALLOWED

6 - 4/20/11 in 6-3 loss vs. ANA

#### At Home:

6 - 4/20/11 in 6-3 loss vs. ANA

#### On Road:

5 - four times, last 4/29/12

in 5-3 loss at PHX

#### MOST GOALS SCORED BY BOTH TEAMS

9 - four times, last 4/20/11

in 6-3 loss vs. ANA

#### At Home:

9 - 4/20/11 in 6-3 loss vs. ANA

- 4/11/07 in 5-4 loss vs. S.J.

#### On Road:

9 - 4/24/10 in 5-4 OT loss at CHI

- 4/27/06 in 5-4 loss at S.J.

#### LARGEST MARGIN OF VICTORY

3 - five times, last 4/13/11

in 4-1 win at ANA

#### At Home:

3 - 4/20/10 in 4-1 win vs. CHI

- 4/13/07 in 5-2 win vs. S.J.

- 4/13/04 in 3-0 win vs. DET

#### On Road:

3 - 4/13/11 in 4-1 win at ANA

- 4/16/10 in 4-1 win at CHI

#### LARGEST MARGIN OF DEFEAT

3 - six times, last 4/20/11

in 6-3 loss vs. ANA

#### At Home:

3 - four times, last 4/20/11

in 6-3 loss vs. ANA

#### On Road:

3 - 4/25/06 in 4-1 loss at S.J.

- 4/15/04 in 4-1 loss at DET

### SPECIAL TEAMS

#### MOST POWER PLAY GOALS

4 - 4/21/06 in 4-3 win vs. S.J.

#### At Home:

4 - 4/21/06 in 4-3 win vs. S.J.

#### On Road:

2 - 4/29/12 in 5-3 loss at PHX

- 4/15/11 in 5-3 loss at ANA

#### MOST POWER PLAY CHANCES

9 - 4/23/06 in 3-0 loss vs. S.J.

- 4/23/06 in 3-0 loss vs. S.J.

#### On Road:

7 - 4/15/11 in 5-4 loss at S.J.

#### MOST POWER PLAY GOALS AGAINST

3 - 4/23/06 in 3-0 loss vs. S.J.

#### At Home:

3 - 4/23/06 in 3-0 loss vs. S.J.

#### On Road:

2 - 4/15/11 in 5-3 loss at ANA

- 4/27/06 in 5-4 loss at S.J.

#### MOST SHORTHANDED GOALS

1 - six times, last 5/7/11 in 4-3 win at VAN

#### At Home:

1 - 5/3/11 in 3-2 OT loss vs. VAN

- 4/13/07 in 5-2 win vs. S.J.

- 4/11/04 in 3-1 win vs. DET

#### On Road:

1 - 5/7/11 in 4-3 win at VAN

- 4/24/10 in 5-4 OT loss at CHI

- 4/25/06 in 4-1 loss at S.J.

#### MOST TIMES SHORTHANDED

10 - 4/23/06 in 3-0 loss vs. S.J.

#### At Home:

10 - 4/23/06 in 3-0 loss vs. S.J.

#### On Road:

9 - 4/25/06 in 4-1 loss at S.J.

#### MOST SHORTHANDED GOALS AGAINST

1 - five times, last 4/30/11

in 2-1 2OT win at VAN

#### At Home:

1 - 4/20/11 in 6-3 loss vs. ANA

- 4/20/08 in 3-0 loss vs. DET

### On Road:

1 - 4/30/11 in 2-1 2OT win at VAN

- 4/24/10 in 5-4 OT loss at CHI

- 4/15/04 in 4-1 loss at DET

### PENALTY MINUTES

#### MOST PENALTY MINUTES

64 - 4/13/07 in 5-2 win vs. S.J.

#### At Home:

64 - 4/13/07 in 5-2 win vs. S.J.

#### On Road:

24 - 4/27/06 in 5-4 loss at S.J.

#### MOST PENALTY MINUTES, OPPONENT

57 - 4/13/07 in 5-2 win vs. S.J.

#### At Home:

57 - 4/13/07 in 5-2 win vs. S.J.

#### On Road:

46 - 4/13/11 in 4-1 win at ANA

#### MOST PENALTY MINUTES BY BOTH TEAMS

121 - 4/13/07 in 5-2 win vs. S.J.

(NSH 64, S.J. 57)

#### At Home:

121 - 4/13/07 in 5-2 win vs. S.J.

(NSH 64, S.J. 57)

#### On Road:

60 - 4/13/11 in 4-1 win at ANA

(ANA 46, NSH 14)

### SHOTS

#### MOST SHOTS

46 - 4/30/11 in 2-1 2OT win at VAN

#### At Home:

43 - 4/11/07 in 5-4 loss vs. S.J.

#### On Road:

46 - 4/30/11 in 2-1 2OT win at VAN

#### FEWEST SHOTS

15 - 4/17/04 in 2-0 loss vs. DET

#### At Home:

15 - 4/17/04 in 2-0 loss vs. DET

#### On Road:

17 - 4/17/12 in 3-1 win at DET

- 4/25/06 in 4-1 loss at S.J.

#### MOST SHOTS AGAINST

54 - 4/18/08 in 2-1 OT loss at DET

#### At Home:

47 - 5/3/11 in 3-2 OT loss vs. VAN

### On Road:

54 - 4/18/08 in 2-1 OT loss at DET

#### FEWEST SHOTS AGAINST

16 - 4/17/11 in 4-3 win vs. ANA

#### At Home:

16 - 4/17/11 in 4-3 win vs. ANA

#### On Road:

17 - 5/7/12 in 2-1 loss at PHX

#### MOST SHOTS BY BOTH TEAMS

81 - 4/11/07 in 5-4 loss vs. S.J.

(NSH 43, S.J. 38)

#### At Home:

81 - 4/11/07 in 5-4 loss vs. S.J.

(NSH 43, S.J. 38)

#### On Road:

79 - 4/30/11 in 2-1 2OT win at VAN

(NSH 46, VAN 33)

#### FEWEST SHOTS BY BOTH TEAMS

41 - 4/17/04 in 2-0 loss vs. DET

(DET 26, NSH 15)

#### At Home:

41 - 4/17/04 in 2-0 loss vs. DET

(DET 26, NSH 15)

#### On Road:

48 - 4/18/07 in 3-2 loss at S.J.

(NSH 25, S.J. 23)

#### LARGEST SHOT ADVANTAGE

21 - 4/17/11 in 4-3 win vs. ANA

(NSH 37, ANA 16)

#### At Home:

21 - 4/17/11 in 4-3 win vs. ANA

(NSH 37, ANA 16)

#### On Road:

18 - 4/27/12 in 4-3 OT loss at PHX

(NSH 42, PHX 24)

#### LARGEST SHOT DEFICIT

33 - 4/18/08 in 2-1 OT loss at DET

(DET 54, NSH 21)

#### At Home:

23 - 4/20/08 in 3-0 loss vs. DET

(DET 43, NSH 20)

#### On Road:

33 - 4/18/08 in 2-1 OT loss at DET

(DET 54, NSH 21)



# PLAYOFFS

## TEAM - PERIOD

### GOALS

#### MOST GOALS

4 - 4/16/10 in 3rd per. of 4-1 win at Chicago

#### At Home:

3 - 4/26/10 in 1st per. of 5-3 loss vs. Chicago

- 4/14/08 in 3rd per. of 5-3 win vs. Detroit

- 4/21/06 in 1st per. of 4-3 win vs. San Jose

#### On Road:

4 - 4/16/10 in 3rd per. of 4-1 win at Chicago

#### MOST GOALS AGAINST

4 - 4/26/10 in 1st per. of 5-3 win vs. Chicago

#### At Home:

4 - 4/26/10 in 1st per. of 5-3 win vs. Chicago

#### On Road:

3 - four times, last 4/29/12 in 2nd per.

of 5-3 loss at Phoenix

#### MOST GOALS BY BOTH TEAMS

7 - 4/26/10 in 3rd per. of 5-3 loss vs. Chicago

(CHI 4, NSH 3)

#### At Home:

7 - 4/26/10 in 3rd per. of 5-3 loss vs. Chicago

(CHI 4, NSH 3)

#### On Road:

4 - four times, last 4/29/12 in 2nd per. of 5-3 loss at

Phoenix (PHX 3, NSH 1)

### FASTEST GOALS

#### FASTEST GOAL FROM START OF GAME

0:16 - Adam Hall, 4/7/04 in 3-1 loss at Detroit

#### At Home:

5:18 - Dan Hamhuis, 4/16/08 in 3-2 win vs. Detroit

#### On Road:

0:16 - Adam Hall, 4/7/04 in 3-1 loss at Detroit

#### FASTEST GOAL AGAINST FROM START OF GAME

1:26 - Ray Whitney, 4/17/04 in 2-0 loss vs. Detroit

#### At Home:

1:26 - Ray Whitney, 4/17/04 in 2-0 loss vs. Detroit

#### On Road:

2:26 - Darren McCarthy, 4/12/08 in 4-2 loss at Detroit

#### FASTEST GOAL FROM START OF SECOND PERIOD

0:51 - David Legwand, 5/7/11 in 4-3 win at Vancouver

#### At Home:

2:35 - Alexander Radulov, 4/17/07 in 5-4 loss vs. S.J.

#### On Road:

0:51 - David Legwand, 5/7/11 in 4-3 win at Vancouver

#### FASTEST GOAL AGAINST FROM START OF SECOND PERIOD

0:39 - Nicklas Lidstrom, 4/12/08 in 4-2 loss at Detroit

#### At Home:

1:00 - Ryan Kesler, 5/3/11 in 3-2 OT loss vs. Vancouver

#### On Road:

0:39 - Nicklas Lidstrom, 4/12/08 in 4-2 loss at Detroit

#### FASTEST GOAL FROM START OF THIRD PERIOD

0:13 - David Legwand, 4/20/12 in 2-1 win vs. Detroit

#### At Home:

0:13 - David Legwand, 4/20/12 in 2-1 win vs. Detroit

#### On Road:

0:53 - Ryan Suter, 4/29/12 in 5-3 loss at Phoenix

#### FASTEST GOAL AGAINST FROM START OF THIRD PERIOD

0:37 - Kris Draper, 4/7/04 in 3-1 loss at Detroit

#### At Home:

0:40 - Pavel Datsyuk, 4/14/08 in 5-3 win vs. Detroit

#### On Road:

0:37 - Kris Draper, 4/7/04 in 3-1 loss at Detroit

### FASTEST GOAL FROM START OF OVERTIME

1:57 - Jerred Smithson, 4/22/11 in 4-3 win at Anaheim

#### At Home:

None

#### On Road:

1:57 - Jerred Smithson, 4/22/11 in 4-3 win at Anaheim

### FASTEST GOAL AGAINST FROM START OF OVERTIME

1:48 - Johan Franzen, 4/18/08 in 2-1 loss at Detroit

#### At Home:

10:45 - Ryan Kesler, 5/3/11 in 3-2 loss vs. Vancouver

#### On Road:

1:48 - Johan Franzen, 4/18/08 in 2-1 loss at Detroit

### LATEST GOAL FROM START OF OVERTIME

14:51 (2OT) - Matt Halischuk,

4/30/11 in 2-1 win at Vancouver

#### At Home:

None

#### On Road:

14:51 (2OT) - Matt Halischuk,

4/30/11 in 2-1 win at Vancouver

### LATEST GOAL AGAINST FROM START OF OVERTIME

8:14 (2OT) - Patrick Rissmiller,

4/11/07 in 5-4 loss vs. San Jose

#### At Home:

8:14 (2OT) - Patrick Rissmiller,

4/11/07 in 5-4 loss vs. San Jose

#### On Road:

14:04 - Ray Whitney, 4/27/12 in 4-3 loss at Phoenix

### FASTEST TWO GOALS, TEAM

0:09 - Ryan Suter & Jason Arnott, 4/14/08 @ 16:03 &

16:12 of 3rd per. of 5-3 win vs. Detroit

#### At Home:

0:09 - Ryan Suter & Jason Arnott, 4/14/08 @ 16:03 &

16:12 of 3rd per. of 5-3 win vs. Detroit

#### On Road:

0:11 - Alexander Radulov & Jordyn Tootoo,

4/12/08 @ 2:19 & 2:30 of 2nd per.

of 4-2 loss at Detroit

### FASTEST TWO GOALS AGAINST, TEAM

0:30 - Teemu Selanne, 4/17/11 @ 18:10 & 18:40 of 2nd

per. of 4-3 win vs. Anaheim

- Ray Whitney & Steve Yzerman, 4/17/04 @ 1:26 &

1:56 of 1st per. of 2-0 loss vs. Detroit

#### At Home:

0:30 - twice, last Teemu Selanne, 4/17/11 @ 18:10 & 18:40

of 2nd per. of 4-3 win vs. Anaheim

#### On Road:

0:38 - Corey Perry & Teemu Selanne, 4/15/11 @ 5:24 &

6:02 of 1st per. of 5-3 loss at Anaheim

### FASTEST TWO GOALS, BOTH TEAMS

0:11 - Pavel Datsyuk (DET) & Greg de Vries (NSH),

4/16/08 @ 6:24 & 6:35 of 2nd per.

of 3-2 win vs. Detroit

#### At Home:

0:11 - Pavel Datsyuk (DET) & Greg de Vries (NSH),

4/16/08 @ 6:24 & 6:35 of 2nd per.

of 3-2 win vs. Detroit

#### On Road:

1:16 - Shea Weber (NSH) & Patrick Marleau (S.J.),

4/27/06 @ 5:45 & 7:01 of 2nd per.

of 5-4 loss at San Jose

### FASTEST THREE GOALS, TEAM

3:36 - Ryan Suter, Jason Arnott & Martin Erat,

4/14/08 @ 16:03, 16:12 & 19:39 of 3rd per.

of 5-3 win vs. Detroit

### At Home:

3:36 - Ryan Suter, Jason Arnott & Martin Erat,

4/14/08 @ 16:03, 16:12 & 19:39 of 3rd per.

of 5-3 win vs. Detroit

### On Road:

9:09 - J-P Dumont, Jerred Smithson & Martin Erat,

4/16/10 @ 10:37, 19:12 & 19:46 of 3rd per.

of 4-1 win at Chicago

### FASTEST THREE GOALS AGAINST, TEAM

5:55 - Patrick Marleau, Marleau & Mark Smith,

4/27/06 @ 7:01, 11:30 & 12:56 of 2nd per.

of 5-4 loss at San Jose

### At Home:

10:21 - Mike Grier, Craig Rivet & Milan Michalek,

4/11/07 @ 5:31, 12:57 & 15:52 of 2nd per.

of 5-4 loss vs. San Jose

### On Road:

5:55 - Patrick Marleau, Marleau & Mark Smith, 4/27/06

@ 7:01, 11:30 & 12:56 of 2nd per.

of 5-4 loss at San Jose

### FASTEST THREE GOALS, BOTH TEAMS

1:04 - Cam Fowler (ANA), Saku Koivu (ANA) & Patric

Hornqvist (NSH), 4/20/11 @ 4:41, 5:14 & 5:44 of 1st

per. of 6-3 loss vs. Anaheim

### At Home:

1:04 - Cam Fowler (ANA), Saku Koivu (ANA) & Patric

Hornqvist (NSH), 4/20/11 @ 4:41, 5:14 & 5:44 of 1st

per. of 6-3 loss vs. Anaheim

### On Road:

1:51 - Nicklas Lidstrom (DET), Alexander Radulov (NSH)

& Jordyn Tootoo (NSH), 4/12/08 @ 0:39, 2:19 &

2:30 of 2nd per. of 4-2 loss at Detroit

### SPECIAL TEAMS

#### MOST POWER PLAY GOALS

3 - 4/21/06 in 1st per. of 4-3 win vs. San Jose

#### At Home:

3 - 4/21/06 in 1st per. of 4-3 win vs. San Jose

#### On Road:

1 - five times, last 4/13/11 in 1st per.

of 4-1 win at Anaheim

#### MOST POWER PLAY CHANCES

5 - 4/23/06 in 3rd per. of 3-0 loss vs. San Jose

#### At Home:

5 - 4/23/06 in 3rd per. of 3-0 loss vs. San Jose

#### On Road:

3 - 4/27/06 in 1st per. of 5-4 loss at San Jose

- 4/10/04 in 2nd per. of 2-1 loss at Detroit

- 4/10/04 in 1st per. of 2-1 loss at Detroit

#### MOST POWER PLAY GOALS AGAINST

3 - 4/23/06 in 1st per. of 3-0 loss vs. San Jose

#### At Home:

3 - 4/23/06 in 1st per. of 3-0 loss vs. San Jose

#### On Road:

2 - twice, last 4/15/11 in 1st per. of 5-3 loss at Anaheim

#### MOST SHORTHANDED GOALS

1 - six times, last 5/7/11 in 1st per.

of 4-3 win at Vancouver

#### At Home:

1 - three times, last 5/3/11 in 1st per.

of 3-2 OT loss vs. Vancouver

#### On Road:

1 - three times, last 5/7/11 in 1st per.

of 4-3 win at Vancouver

# PLAYOFFS

## TEAM - PERIOD

### MOST SHORTHANDED SITUATIONS

5 - three times, last 4/26/10 in 2nd per. of 5-3 loss vs. Chicago

#### At Home:

5 - 4/26/10 in 2nd per. of 5-3 loss vs. Chicago  
- 4/20/07 in 2nd per. of 3-2 loss vs. San Jose  
- 4/23/06 in 1st per. of 3-0 loss vs. San Jose

#### On Road:

4 - four times, last 4/15/11 in 1st per. of 5-3 loss at Anaheim

### MOST SHORTHANDED GOALS AGAINST

1 - five times, last 4/30/11 in 2nd per. of 2-1 2OT loss at Vancouver

#### At Home:

1 - 4/20/11 in 3rd per. of 6-3 loss vs. Anaheim  
- 4/23/08 in 2nd per. of 3-0 loss vs. Detroit

#### On Road:

1 - 4/30/11 in 2nd per. of 2-1 2OT loss at Vancouver  
- 4/24/10 in 3rd per. of 5-4 OT loss at Chicago  
- 4/15/04 in 1st per. of 4-1 loss at Detroit

### PENALTY MINUTES

#### MOST PENALTY MINUTES

35 - 4/13/07 in 3rd per. of 5-2 win vs. San Jose

#### At Home:

35 - 4/13/07 in 3rd per. of 5-2 win vs. San Jose

#### On Road:

14 - 4/10/04 in 3rd per. of 2-1 loss at Detroit

#### MOST PENALTY MINUTES, OPPONENT

41 - 4/13/07 in 3rd per. of 5-2 win vs. San Jose

#### At Home:

41 - 4/13/07 in 3rd per. of 5-2 win vs. San Jose

#### On Road:

40 - 4/13/11 in 3rd per. of 4-1 win at Anaheim

#### MOST PENALTY MINUTES BY BOTH TEAMS

76 - 4/13/07 in 3rd per. of 5-2 win vs. San Jose (S.J. 41, NSH 35)

#### At Home:

76 - 4/13/07 in 3rd per. of 5-2 win vs. San Jose (S.J. 41, NSH 35)

#### On Road:

50 - 4/13/11 in 3rd per. of 4-1 win at Anaheim (ANA 40, NSH 10)

### SHOTS

#### MOST SHOTS

16 - 4/27/12 in 3rd per. of 4-3 OT loss at Phoenix  
- 4/22/11 in 3rd per. of 4-3 OT win at Anaheim

#### At Home:

15 - 4/17/11 in 2nd per. of 4-3 win vs. Anaheim  
- 4/26/10 in 3rd per. of 5-3 loss vs. Chicago  
- 4/30/06 in 2nd per. of 2-1 loss vs. San Jose

#### On Road:

16 - 4/27/12 in 3rd per. of 4-3 OT loss at Phoenix  
- 4/22/11 in 3rd per. of 4-3 OT win at Anaheim

#### MOST SHOTS AGAINST

23 - 4/11/04 in 3rd per. of 3-1 win vs. Detroit

#### At Home:

23 - 4/11/04 in 3rd per. of 3-1 win vs. Detroit

#### On Road:

20 - 4/18/08 in 2nd per. of 2-1 OT loss at Detroit

#### MOST SHOTS BY BOTH TEAMS

34 - 4/29/12 in 2nd per. of 5-3 loss at Phoenix (PHX 19, NSH 15)

#### At Home:

33 - 4/30/06 in 2nd per. of 2-1 loss vs. San Jose (S.J. 18, NSH 15)

#### On Road:

34 - 4/29/12 in 2nd per. of 5-3 loss at Phoenix (PHX 19, NSH 15)

#### FEWEST SHOTS

3 - four times, last 4/18/08 in 2nd per. of 2-1 OT loss at Detroit

#### At Home:

3 - 4/13/04 in 1st per. of 3-0 win vs. Detroit

#### On Road:

3 - 4/18/08 in 2nd per. of 2-1 OT loss at Detroit  
- 4/10/08 in 3rd per. of 3-1 loss at Detroit  
- 4/18/07 in 3rd per. of 3-2 loss at San Jose

#### FEWEST SHOTS AGAINST

1 - 4/27/12 in 3rd per. of 4-3 OT loss at Phoenix  
2 - 5/9/11 in 2nd per. of 2-1 loss vs. Vancouver  
- 4/11/07 in 3rd per. of 5-4 loss vs. San Jose

#### At Home:

2 - 5/9/11 in 2nd per. of 2-1 loss vs. Vancouver  
- 4/11/07 in 3rd per. of 5-4 loss vs. San Jose

#### On Road:

1 - 4/27/12 in 3rd per. of 4-3 OT loss at Phoenix

#### FEWEST SHOTS BY BOTH TEAMS

9 - 5/9/11 in 2nd per. of 2-1 loss vs. Vancouver (NSH 7, VAN 2)

#### At Home:

9 - 5/9/11 in 2nd per. of 2-1 loss vs. Vancouver (NSH 7, VAN 2)

#### On Road:

11 - 4/15/04 in 2nd per. of 4-1 loss at Detroit (NSH 6, DET 5)

#### LARGEST SHOT ADVANTAGE

15 - 4/27/12 in 3rd per. of 4-3 OT loss at Phoenix  
12 - 4/26/10 in 3rd per. of 5-3 loss vs. Chicago (NSH 15, CHI 3)

#### At Home:

12 - 4/26/10 in 3rd per. of 5-3 loss vs. Chicago (NSH 15, CHI 3)

#### On Road:

15 - 4/27/12 in 3rd per. of 4-3 OT loss at Phoenix  
11 - 4/27/06 in 3rd per. of 5-4 loss at San Jose (NSH 14, S.J. 3)

#### LARGEST SHOT DEFICIT

17 - 4/18/08 in 2nd per. of 2-1 OT loss at Detroit (DET 20, NSH 3)  
- 4/20/08 in 2nd per. of 3-0 loss vs. Detroit (DET 21, NSH 4)

#### At Home:

17 - 4/20/08 in 2nd per. of 3-0 loss vs. Detroit (DET 21, NSH 4)

#### On Road:

17 - 4/18/08 in 2nd per. of 2-1 OT loss at Detroit (DET 20, NSH 3)



## PLAYER- CAREER / SEASON

## GAMES PLAYED

## MOST GAMES PLAYED

47 - David Legwand, 2004-12

## By Defenseman

43 - Shea Weber, 2006-12

## MOST GAMES PLAYED AGAINST

17 - Pavel Datsyuk, Tomas Holmstrom,  
Nicklas Lidstrom & Henrik Zetterberg, 2004-12

## GOALS

## MOST GOALS

13 - David Legwand, 2004-12

## By Defenseman

10 - Shea Weber, 2006-12

## MOST GOALS AGAINST

10 - Patrick Marleau (S.J.), 2006-07

## MOST GAME-WINNING GOALS

3 - David Legwand, 2004-12

## ASSISTS

## MOST ASSISTS

15 - David Legwand, 2004-12

- Martin Erat, 2004-12

## By Defenseman

10 - Shea Weber, 2006-12

## MOST ASSISTS AGAINST

11 - Christian Ehrhoff (S.J., VAN), 2006-11  
- Joe Thornton (S.J.), 2006-07

## POINTS

## MOST POINTS

28 - David Legwand (13g-15a), 2004-12

23 - Martin Erat (8g-15a), 2004-12

## By Defenseman

20 - Shea Weber (10g-10a), 2006-12

## MOST POINTS AGAINST

14 - Patrick Marleau (S.J.) (10g-4a), 2006-07

## SPECIAL TEAMS

## MOST POWER-PLAY GOALS

4 - Shea Weber, 2006-12

## By Defenseman

4 - Shea Weber, 2006-12

## MOST POWER-PLAY POINTS

8 - Shea Weber, (4g-4a), 2006-12

- Paul Kariya (2g-6a), 2006-07

## By Defenseman

8 - Shea Weber (4g-4a), 2006-12

## MOST SHORTHANDED GOALS

3 - David Legwand, 2004-12

## MOST SHORTHANDED POINTS

4 - David Legwand (3g-1a), 2004-12

## SHOTS

## MOST SHOTS

115 - David Legwand, 2004-12

## By Defenseman

107 - Shea Weber, 2006-12

## PENALTY MINUTES

## MOST PENALTY MINUTES

63 - Jordan Tootoo, 2004-12

## By Defenseman

37 - Shea Weber, 2006-12

## GOALTENDING

## MOST GAMES PLAYED

28 - Pekka Rinne, 2010-12

## MOST MINUTES PLAYED

1716 - Pekka Rinne, 2010-12

## MOST WINS

13 - Pekka Rinne, 2010-12

## MOST LOSSES

15 - Pekka Rinne, 2010-12

## MOST GOALS ALLOWED

69 - Pekka Rinne, 2010-12

## LOWEST GOALS-AGAINST AVERAGE

(min. 4 games)

2.41 - Pekka Rinne, 2010-12

## HIGHEST SAVE PERCENTAGE (min. 4 games)

938 - Dan Ellis, 2008

## MOST SHUTOUTS

1 - Pekka Rinne, 2010-12

- Tomas Vokoun, 2004-07

## MOST ASSISTS

1 - Pekka Rinne, 2010-12

## MOST POINTS

1 - Pekka Rinne, 2010-12

## MOST PENALTY MINUTES

2 - Pekka Rinne, 2010-12

- Tomas Vokoun, 2004-07

## PLAYER - SEASON

## GOALS

## MOST GOALS

7 - Joel Ward, 2011

6 - David Legwand, 2011

## By Defenseman

3 - Shea Weber, 2011

## By Rookie

3 - Gabriel Bourque, 2012

- Alexander Radulov, 2007

## MOST GOALS AT HOME

4 - David Legwand, 2011

- J-P Dumont, 2007

## By Defenseman

2 - Shea Weber, 2010

## By Rookie

3 - Alexander Radulov, 2007

## MOST GOALS ON ROAD

4 - Joel Ward, 2011

3 - Shea Weber, 2011

- Martin Erat, 2010

## By Defenseman

3 - Shea Weber, 2011

## By Rookie

1 - three times, last Gabriel Bourque, 2012

## MOST GAME-WINNING GOALS

2 - David Legwand, 2012

## LONGEST GOAL-SCORING STREAK

3 - Joel Ward (4g), 5/3-5/7/11

## ASSISTS

## MOST ASSISTS

6 - Joel Ward, 2011

## By Defenseman

5 - Cody Franson &amp; Ryan Suter, 2011

## By Rookie

2 - four times, last Jonathon Blum & Blake  
Geoffrion, 2011

## MOST ASSISTS AT HOME

4 - Joel Ward, 2011

- Paul Kariya, 2006

## By Defenseman

3 - Cody Franson, 2011

- Ryan Suter, 2011

- Shea Weber, 2007

## By Rookie

2 - Gabriel Bourque, 2012

- Dan Hamhuis, 2004

## MOST ASSISTS ON ROAD

4 - Mike Fisher, 2011

## By Defenseman

3 - Ryan Suter, 2012

## By Rookie

1 - five times, last Craig Smith, 2012

## LONGEST ASSIST STREAK

4 - Alexander Radulov (4a), 4/13-4/20/12

## POINTS

## MOST POINTS

13 - Joel Ward (7g-6a), 2011

9 - David Legwand (6g-3a), 2011

## By Defenseman

6 - Cody Franson (1g-5a), 2011

- Ryan Suter (1g-5a), 2011

## By Rookie

5 - Gabriel Bourque (3g-2a), 2012

## MOST POINTS AT HOME

7 - Joel Ward (3g-4a), 2011

## By Defenseman

4 - Cody Franson (1g-3a), 2011

## By Rookie

4 - Gabriel Bourque (2g-2a), 2012

- Alexander Radulov (3g-1a), 2007

## MOST POINTS ON ROAD

6 - Joel Ward (4g-2a), 2011

- Mike Fisher (2g-4a), 2011

## By Defenseman

4 - Kevin Klein (2g-2a), 2012

- Ryan Suter (1g-3a), 2012

- Shea Weber (3g-1a), 2011

## By Rookie

1 - eight times, last Gabriel Bourque (1g)

- Craig Smith (1a), 2012

## LONGEST POINT STREAK

5 - Joel Ward (4g-4a), 4/30-5/9/11

- Joel Ward (3g-2a), 4/15-4/24/11

# PLAYOFFS

## PLAYER - SEASON / SERIES

### SPECIAL TEAMS

#### MOST POWER-PLAY GOALS

- 2 - Joel Ward, 2011
- Shea Weber, 2011
- Paul Kariya, 2006

#### By Defenseman

- 2 - Shea Weber, 2011

#### By Rookie

- 1 - Shea Weber, 2006

#### MOST POWER-PLAY POINTS

- 6 - Paul Kariya (2g-4a), 2006

#### By Defenseman

- 3 - four times, last Ryan Suter (1g-3a), 2012

#### By Rookie

- 1 - Shea Weber (1g), 2006

#### MOST SHORTHANDED GOALS

- 2 - David Legwand, 2011

#### MOST SHORTHANDED POINTS

- 2 - David Legwand (2g), 2011

### SHOTS

#### MOST SHOTS

- 43 - Patric Hornqvist, 2011

#### By Defenseman

- 38 - Shea Weber, 2011

#### By Rookie

- 13 - Gabriel Bourque, 2012
- Alexander Radulov, 2007

### PENALTY MINUTES

#### MOST PENALTY MINUTES

- 28 - Jordin Tootoo, 2011
- Scott Hartnell, 2007

#### By Defenseman

- 18 - Shane O'Brien, 2011

#### By Rookie

- 19 - Alexander Radulov, 2007

### PLUS/MINUS

#### HIGHEST PLUS/MINUS

- +7 - Francis Bouillon, 2012

### By Defenseman

- +7 - Francis Bouillon, 2012

### By Rookie

- +2 - Ryan Ellis, 2012
- Jonathon Blum, 2011

### GOALTENDING

#### MOST GAMES PLAYED

- 12 - Pekka Rinne, 2011

#### MOST CONSECUTIVE GAMES PLAYED

- 12 - Pekka Rinne, 4/13-5/9/11

#### MOST CONSECUTIVE STARTS

- 12 - Pekka Rinne, 4/13-5/9/11

#### MOST MINUTES PLAYED

- 748 - Pekka Rinne, 2011

#### MOST WINS

- 6 - Pekka Rinne, 2011

#### MOST CONSECUTIVE WINS

- 3 - Pekka Rinne, 4/15-4/20/12

#### MOST LOSSES

- 6 - Pekka Rinne, 2011

### MOST CONSECUTIVE LOSSES

- 4 - Chris Mason, 4/23-4/30/06

### MOST GOALS ALLOWED

- 32 - Pekka Rinne, 2011

### LOWEST GOALS-AGAINST AVERAGE

#### (min. 4 games)

- 2.02 - Tomas Vokoun, 2004

### HIGHEST SAVE PERCENTAGE (min. 4 games)

- .939 - Tomas Vokoun, 2004

### MOST SHUTOUTS

- 1 - Pekka Rinne, 2012
- Tomas Vokoun, 2004

### LONGEST SHUTOUT STREAK

- 90:49 - Pekka Rinne, 4/29-5/4/12

### MOST ASSISTS/POINTS

- 1 - Pekka Rinne (1a), 2011

### MOST PENALTY MINUTES

- 2 - Pekka Rinne, 2012
- Tomas Vokoun, 2007

## PLAYER - SERIES

### GOALS

#### MOST GOALS

- 4 - Joel Ward, 2011 WCS vs. VAN
- David Legwand, 2011 WCS vs. VAN
- Martin Erat, 2010 WCO vs. CHI
- J-P Dumont, 2007 WCO vs. S.J.

#### By Defenseman

- 3 - Shea Weber, 2011 WCO vs. ANA

#### By Rookie

- 3 - Gabriel Bourque, 2012 WCO vs. DET
- Alexander Radulov, 2007 WCO vs. S.J.

#### MOST GOALS BY AN OPPONENT

- 7 - Patrick Marleau, 2006 WCO vs. S.J.

#### MOST GOALS AT HOME

- 4 - J-P Dumont, 2007 WCO vs. S.J.

#### By Defenseman

- 2 - Shea Weber, 2010 WCO vs. CHI

#### By Rookie

- 3 - Alexander Radulov, 2007 WCO vs. S.J.

#### MOST GOALS ON ROAD

- 3 - Shea Weber, 2011 WCO vs. ANA
- Martin Erat, 2010 WCO vs. S.J.

#### By Defenseman

- 3 - Shea Weber, 2011 WCO vs. ANA

#### By Rookie

- 1 - Gabriel Bourque, 2012 WCO vs. DET
- Matt Halischuk, 2011 WCS vs. VAN
- Shea Weber, 2006 WCO vs. S.J.

#### MOST GAME-WINNING GOALS

- 1 - 19 times, last David Legwand, 2012 WCS vs. PHX

### ASSISTS

#### MOST ASSISTS

- 5 - David Legwand, 2010 WCO vs. CHI
- Paul Kariya, 2006 WCO vs. S.J.

#### By Defenseman

- 4 - Cody Franson, 2011 WCO vs. ANA

#### By Rookie

- 2 - four times, last Jonathon Blum & Blake Geoffrion, 2011 WCO vs. CHI

#### MOST ASSISTS BY AN OPPONENT

- 6 - six times, last Ryan Kesler, 2011 WCS vs. VAN

#### MOST ASSISTS AT HOME

- 4 - Paul Kariya, 2006 WCO vs. S.J.

#### By Defenseman

- 3 - Shea Weber, 2007 WCO vs. S.J.

#### By Rookie

- 2 - Dan Hamhuis, 2004 WCO vs. DET

#### MOST ASSISTS ON ROAD

- 3 - Mike Fisher, 2011 WCO vs. ANA
- David Legwand, 2010 WCO vs. CHI

#### By Defenseman

- 3 - Ryan Suter, 2012 WCS vs. PHX

#### By Rookie

- 1 - five times, last Craig Smith, 2012 WCS vs. PHX

### POINTS

#### MOST POINTS

- 8 - Joel Ward (4g-4a), 2011 WCS vs. VAN
- 7 - David Legwand (2g-5a), 2010 WCO vs. CHI
- Paul Kariya (2g-5a), 2006 WCO vs. S.J.

### By Defenseman

- 5 - Shea Weber (2g-3a), 2011 WCO vs. ANA

### By Rookie

- 4 - Gabriel Bourque (3g-1a), 2012 WCO vs. DET
- Alexander Radulov (3g-1a), 2007 WCO vs. S.J.

#### MOST POINTS BY AN OPPONENT

- 11 - Ryan Kesler (5g-6a), 2011 WCS vs. VAN

#### MOST POINTS AT HOME

- 5 - Paul Kariya (1g-4a), 2006 WCO vs. S.J.

#### By Defenseman

- 3 - Shea Weber (1g-2a), 2010 WCO vs. CHI
- Shea Weber (3a), 2007 WCO vs. S.J.

#### By Rookie

- 4 - Alexander Radulov (3g-1a), 2007 WCO vs. S.J.

#### MOST POINTS ON ROAD

- 5 - Mike Fisher (2g-3a), 2011 WCO vs. ANA
- By Defenseman
- 5 - Shea Weber (3g-2a), 2011 WCO vs. ANA

#### By Rookie

- 1 - eight times, last Craig Smith (1a), 2012 WCS vs. PHX

### SPECIAL TEAMS

#### MOST POWER-PLAY GOALS

- 2 - Shea Weber, 2011 WCO vs. AN
- Paul Kariya, 2006 WCO vs. S.J.

#### By Defenseman

- 2 - Shea Weber, 2011 WCO vs. ANA

#### By Rookie

- 1 - Shea Weber, 2006 WCO vs. S.J.

### MOST POWER-PLAY POINTS

- 6 - Paul Kariya (2g-4a), 2006 WCO vs. S.J.

#### By Defenseman

- 3 - Ryan Suter (1g-2a), 2012 WCS vs. PHX
- Shea Weber (2g-1a), 2011 WCO vs. CHI
- Kimmo Timonen (3a), 2006 WCO vs. S.J.

#### By a Rookie

- 1 - Shea Weber (1g), 2006 WCO vs. S.J.

#### MOST SHORTHANDED GOALS

- 2 - David Legwand, 2011 WCS vs. VAN

#### MOST SHORTHANDED POINTS

- 2 - David Legwand (2g), 2011 WCS vs. VAN

### SHOTS

#### MOST SHOTS

- 29 - Patric Hornqvist, 2011 WCO vs. ANA

#### By Defenseman

- 21 - Shea Weber, 2011 WCO vs. ANA

#### By Rookie

- 13 - Alexander Radulov, 2007 WCO vs. S.J.

### PENALTY MINUTES

#### MOST PENALTY MINUTES

- 28 - Scott Hartnell, 2007 WCO vs. S.J.

#### By Defenseman

- 14 - Shane O'Brien, 2011 WCO vs. ANA

#### By Rookie

- 19 - Alexander Radulov, 2007 WCO vs. S.J.

# PLAYOFFS

## PLAYER - SERIES / GAME / PERIOD

### PLUS/MINUS

#### HIGHEST PLUS/MINUS

+6 - Francis Bouillon, 2012 WCO vs. DET

#### By Defenseman

+6 - Francis Bouillon, 2012 WCO vs. DET

#### By Rookie

+5 - Gabriel Bourque, 2012 WCO vs. DET

### GOALENDING

#### MOST GAMES PLAYED

6 - five times, last Pekka Rinne, 2011 WCS vs. VAN

#### MOST MINUTES PLAYED

402 - Pekka Rinne, 2011 WCS vs. VAN

#### MOST WINS

4 - Pekka Rinne, 2012 WCO vs. DET  
- Pekka Rinne, 2011 WCO vs. ANA

### MOST LOSSES

4 - seven times, last Pekka Rinne, 2012 WCS vs. PHX

#### MOST GOALS ALLOWED

19 - Pekka Rinne, 2011 WCO vs. ANA

#### LOWEST GOALS-AGAINST AVERAGE (min. 4 games)

1.81 - Pekka Rinne, 2012 WCO vs. DET

### HIGHEST SAVE PERCENTAGE (min. 4 games)

.944 - Pekka Rinne, 2012 WCO vs. DET

#### MOST SHUTOUTS

1 - Pekka Rinne, 2012 WCS vs. PHX  
- Tomas Vokoun, 2004 WCO vs. DET

#### MOST ASSISTS/POINTS

1 - Pekka Rinne, 2011 WCO vs. ANA

#### MOST PENALTY MINUTES

2 - Pekka Rinne, 2012 WCS vs. PHX  
- Tomas Vokoun, 2007 WCO vs. S.J.

## PLAYER - GAME

### GOALS

#### MOST GOALS

2 - 12 times, last Gabriel Bourque, 4/11/12 vs. Detroit

#### By Defenseman

1 - 22 times, last Ryan Suter, 4/29/12 at Phoenix

#### By Rookie

2 - Gabriel Bourque, 4/11/12 vs. Detroit  
- Alexander Radulov, 4/11/07 vs. San Jose

#### MOST GOALS AGAINST

3 - Patrick Marleau, 4/27/06 at San Jose

### ASSISTS

#### MOST ASSISTS

4 - Paul Kariya, 4/21/06 vs. San Jose

#### By Defenseman

2 - 10 times, last Francis Bouillon, 4/27/12 at Phoenix

#### By Rookie

2 - Dan Hamhuis, 4/13/04 vs. Detroit

#### MOST ASSISTS BY OPPONENT

3 - Christian Ehrhoff, 4/25/06 at San Jose

### POINTS

#### MOST POINTS

4 - Paul Kariya (4a), 4/21/06 vs. San Jose  
3 - Joel Ward (2g-1a), 5/7/11 at Vancouver  
- Mike Fisher (2g-1a), 4/13/11 at Anaheim  
- David Legwand (1g-2a), 4/20/10 vs. Chicago

#### By Defenseman

2 - 15 times, last Ryan Suter (1g-1a), 4/29/12 at Phoenix

#### By Rookie

2 - four times, last Gabriel Bourque (2g), 4/11/12 vs. Detroit

#### MOST POINTS BY OPPONENT

3 - 13 times, last Christian Ehrhoff (1g-2a), Henrik Sedin (1g-2a) & Ryan Kesler (1g-2a), 5/5/11 vs. Vancouver

### SPECIAL TEAMS

#### MOST POWER PLAY GOALS

1 - 25 times, last Ryan Suter, 4/29/12 at Phoenix

### MOST POWER PLAY GOALS AGAINST

2 - Ryan Kesler, 5/3/11 vs. Vancouver  
- Patrick Marleau, 4/27/06 at San Jose

#### MOST SHORTHANDED GOALS

1 - six times, last David Legwand, 5/7/11 at Vancouver

#### MOST SHORTHANDED GOALS AGAINST

1 - five times, last Alexandre Burrows, 4/30/11 at Vancouver

### SHOTS

#### MOST SHOTS

9 - Patric Hornqvist, 4/15/11 at Anaheim

#### By Defenseman

7 - Shea Weber, 5/7/12 at Phoenix  
- Shea Weber, 4/11/07 vs. San Jose

#### By Rookie

6 - Alexander Radulov, 4/11/07 vs. San Jose

#### MOST SHOTS BY OPPONENT

9 - four times, last Henrik Zetterberg, 4/15/12 at Detroit

### PENALTY MINUTES

#### MOST PENALTY MINUTES

22 - Jordin Tootoo, 4/20/11 vs. Anaheim

#### By Defenseman

10 - Kimmo Timonen, 4/10/04 at Detroit

#### By Rookie

15 - Alexander Radulov, 4/13/07 vs. San Jose

#### MOST PENALTY MINUTES BY OPPONENT

17 - Mike Grier, 4/13/07 vs. San Jose

### GOALENDING

#### MOST SAVES

52 - Dan Ellis, 4/18/08 at Detroit

#### MOST GOALS ALLOWED

6 - Pekka Rinne, 4/20/11 vs. Anaheim  
5 - four times, last Pekka Rinne, 4/29/12 at Phoenix

#### MOST PENALTY MINUTES

2 - Pekka Rinne, 4/27/12 at Phoenix  
- Tomas Vokoun, 4/20/07 vs. San Jose

#### MOST SAVES AGAINST

44 - Roberto Luongo, 4/30/11 at Vancouver

## PLAYER - PERIOD

### GOALS

#### MOST GOALS

2 - five times, last Joel Ward, 5/7/11 at Vancouver (3rd per.)

#### MOST GOALS AGAINST

2 - Teemu Selanne, 4/17/11 vs. Anaheim (2nd per.)  
- Henrik Zetterberg, 4/10/08 at Detroit (3rd per.)  
- Patrick Marleau, 4/27/06 at San Jose (2nd per.)

### ASSISTS

#### MOST ASSISTS

3 - Paul Kariya, 4/21/06 vs. San Jose (1st per.)

#### MOST ASSISTS BY OPPONENT

2 - 12 times, last Ryan Kesler, 5/9/11 vs. Vancouver (1st per.)

### POINTS

#### MOST POINTS

3 - Paul Kariya (3a), 4/21/06 vs. San Jose (1st per.)

#### MOST POINTS AGAINST

3 - twice, last Patrick Sharp (1g-2a), 4/26/10 vs. Chicago (1st per.)

### SPECIAL TEAMS

#### MOST POWER PLAY GOALS

1 - 25 times, last Ryan Suter, 4/29/12 at Phoenix (3rd per.)

#### MOST POWER PLAY GOALS AGAINST

2 - Patrick Marleau, 4/27/06 at San Jose (2nd per.)

#### MOST SHORTHANDED GOALS

1 - six times, last David Legwand, 5/7/11 at Vancouver (1st per.)

#### MOST SHORTHANDED GOALS AGAINST

1 - five times, last Alexandre Burrows, 4/30/11 at Vancouver (2nd per.)

### SHOTS

#### MOST SHOTS

5 - Shea Weber, 5/7/12 vs. Phoenix (2nd per.)  
- Shea Weber, 5/9/11 vs. Vancouver (1st per.)  
- Patric Hornqvist, 4/15/11 at Anaheim (1st per.)

#### MOST SHOTS AGAINST

6 - Henrik Zetterberg, 4/15/12 at Detroit (3rd per.)  
- Patrick Marleau, 4/11/07 vs. San Jose (1st per.)  
- Brett Hull, 4/11/04 vs. Detroit (3rd per.)

### PENALTY MINUTES

#### MOST PENALTY MINUTES

22 - Jordin Tootoo, 4/20/11 vs. Anaheim (3rd per.)

### MOST PENALTY MINUTES, OPPONENT

15 - Mike Grier, 4/13/07 vs. San Jose (3rd per.)  
- Scott Hannan, 4/13/07 vs. San Jose (3rd per.)

### GOALENDING

#### MOST SAVES

22 - Tomas Vokoun, 4/11/04 vs. Detroit (1st per.)

#### MOST SAVES AGAINST

15 - Mike Smith, 4/17/11 vs. Anaheim (2nd per.)  
- Dominik Hasek, 4/12/08 at Detroit (1st per.)  
- Vesa Toskala, 4/30/06 vs. San Jose (2nd per.)

#### MOST GOALS ALLOWED

4 - Pekka Rinne, 4/26/10 vs. Chicago (1st per.)



# ***MEDIA INFO***





# FORMATION



# MEDIA INFORMATION

## MEDIA RELATIONS

### PRESS INFORMATION

Inquiries about the Predators may be directed to Gerry Helper (ghelper@nashvillepredators.com; 615-770-2344), Kevin Wilson (kwilson@nashvillepredators.com; 615-770-2335) or Alexis Witman (awitman@nashvillepredators.com; 615-770-2347) of the club's communications department.

### CREDENTIALS

Season passes are issued to those members of the media who regularly cover the Nashville Predators. These passes will be honored for entrance to Bridgestone Arena and all working areas for all 2014-15 regular-season home games. Single-game credentials must be submitted by email on company letterhead to Kevin Wilson (kwilson@nashvillepredators.com) by 1 p.m. CT on the day prior to the game in question. Press box space is limited; for this reason, the Predators cannot guarantee credentials to those members of the media who request such passes after the deadline.

**Credentials will be issued only to representatives of legitimate news-gathering agencies and websites. They will be confiscated if worn by members of the media whose names do not appear on the credential. Only credentialed members of the media are allowed to sit in the press box.**

### MEDIA ENTRANCE

All credentialed media may enter through the employee entrance of Bridgestone Arena under the black awning on Sixth Avenue near the Grand Avenue Garage. Credentials are also available at this entrance on game nights, which will be open three hours prior to face-off. Practices at the arena and morning skates are accessible through the Patron Platinum Club Entrance on Fifth Avenue (facing the Hilton Suites hotel).

### PHOTOGRAPHERS

Accredited photographers may receive location assignments from team photographer John Russell (johnrussell@earthlink.net) on game nights or in advance via email. In accordance to NHL Images policies and procedures, freelance photographers and roving passes are not permitted.

### PRESS BOX & RADIO/TV BOOTHS

The Bridgestone Arena press box is located in sections 310 (television and radio broadcasts), 311 (home and visiting beat writers) and 312 (local TV crews, scouts, other media), and can be reached from the event level by taking the elevators/freight elevator near the Zamboni entrance to Level 4. Proceed to your left out of the elevators, and the press box is three sections down.

### WIRELESS INTERNET SERVICE

Wireless internet is available to media throughout Bridgestone Arena. The password can be attained through the Predators communications staff. For technical assistance, please contact Casey Millar (cmillar@nashvillepredators.com; 615-238-7143).

### 2014-15 NASHVILLE PREDATORS MEDIA GUIDE

The Nashville Predators 2014-15 media guide is available for download on the Predators Pressbox page, or at [nashvillepredators.com/mediaguide](http://nashvillepredators.com/mediaguide).

### NASHVILLE PREDATORS PRESSBOX PAGE

[NashvillePredators.com/Pressbox](http://NashvillePredators.com/Pressbox) is a media resource page which contains team publications; in-game and postgame notes, quotes and audio files; online news links; daily stats reports and game notes; and other valuable information. Access to the site is available through the Predators communications department.

### PRE-GAME INTERVIEWS

Media interviews are available outside the Predators' dressing room up to 90 minutes before each game by special request. Writers, television and radio stations seeking live or taped pregame interviews must request the coach or player and state the specific interview time to Predators communications representative AT OR BEFORE the game-day skate.

### POSTGAME

Head Coach Peter Laviolette will be available in the event-level media lounge for his postgame press conference following each home game. The Predators' dressing room will open no later than 10 minutes following the conclusion of the game. In the event of a team meeting, the room will open at the conclusion of the meeting. Transcriptions of both head coaches' postgame availabilities, as well as various Predators and visitors player quotes from the locker room will be distributed to the media in a timely manner following each home game. The freight elevator outside sections 312 & 313 will make two express trips to the event level immediately following the game.

### MEDIA WORK ROOMS

Work space and media dining are available in the media lounge/workroom on the event level's south side between the Zamboni tunnel and visitor's dressing room. These rooms open three hours before the opening face-off. There is a second media lounge adjacent to sections 310 and 311. Statistics, beverages and snacks will be available in the upper lounge during intermissions. Credentials must be displayed at all times to gain access to all media areas.

### PRACTICE SESSIONS

Locker rooms will open no later than 10 minutes after the conclusion of practice. In the event of a team meeting, the room will open at the conclusion of the meeting.

### BETWEEN-PERIOD TV INTERVIEWS

Requests are to be made before or during the morning skate. A communications representative will be on hand to assist with all requests.

### OFF-LIMITS

The medical room, players' lounge and shower/lavatory areas are closed to all media. The main locker room will be open to the media. Media are not permitted to enter the coaches' offices unless escorted by a member of the Predators communications department.

### INJURY REPORTS

Predators General Manager David Poile, Head Coach Peter Laviolette and communications personnel are the only Predators representatives who will offer comments on player injuries or injury updates.

# MEDIA INFORMATION

## MISCELLANEOUS ARENA/ GAME NIGHT INFORMATION

### MISCELLANEOUS

|                         |  |
|-------------------------|--|
| Executive Offices:      | Bridgestone Arena<br>Corner of Sixth Avenue & Broadway<br>(501 Broadway)                             |
| Home Ice:               | Bridgestone Arena  |
| Seating Capacity:       | 17,113   |
| Press Box:              | Sixth Avenue side  |
| Press Room:             | Fifth Avenue side  |
| Television Facilities:  | Sixth Avenue side  |
| Radio Facilities:       | Sixth Avenue side  |
| Media Entrance:         | Employee Entrance<br>(Sixth Avenue)  |
| Rink Dimensions:        | 200 feet x 85 feet   |
| Ends and Sides of Rink: | Athletica Acrylic Glass;<br>corners - 8 feet, sides - 6 feet   |
| Club Colors:            | Navy Blue and<br>Predators Gold  |
| Television Outlet:      | FOX Sports Tennessee (Nashville<br>Comcast channel 28); SportSouth<br>(Nashville Comcast channel 27) |
| Radio Outlets:          | 102.5 FM <i>The Game</i> (WPRT)  |
| Press Box Phone:        | 615-770-2165   |

### FAN RELATIONS DEPARTMENT

The Nashville Predators Fan Relations Department is dedicated to serving Predators fans and ensuring that the Predators experience is a positive one. Please feel free to email Fan Relations at [predators@nashvillepredators.com](mailto:predators@nashvillepredators.com), visit them at the Fan Information Center presented by AT&T located behind section 104 near the Bridgestone Arena Conference Rooms, outside sections 309 & 310 or phone them at 615-770-2355.

### TICKET INFORMATION/BOX OFFICE

Phone number: 615-770-PUCK (Predators Directory)  
1-800-745-3000 (Ticketmaster)  
[www.nashvillepredators.com](http://www.nashvillepredators.com)  
[www.ticketmaster.com](http://www.ticketmaster.com)

Box Office Hours: Monday-Saturday, 10 a.m.-5 p.m.

### NASHVILLEPREDATORS.COM

NashvillePredators.com is the one-stop shop for all Preds info - player news, post-game interviews, ticket specials and more. The team's only official website offers an unparalleled selection of video features, game highlights and game analysis - online video clips not available anywhere else, and being a part of the NHL.com Network makes it easy to access videos from any team across the League.

The fan on the go can take the Preds with them on their mobile device using the official Nashville Predators mobile app available in both the Apple App Store and the Google Play Store. Fans can also expand their access to the Preds by following on Facebook ([facebook.com/nashvillepredators](https://www.facebook.com/nashvillepredators)), Facebook.com/bridgestonearena), Twitter (@PredsNHL, @KWilsonPreds, @BrdgstoneArena) and Instagram ([officialnashvillepredators](https://www.instagram.com/officialnashvillepredators)).

### ATM MACHINES

ATM machines are located in the main concourse lobby to the right of the AT&T Fan Information Center entrance, behind section 305 and at the Nissan SoBro Entrance

### TICKET WILL CALL

Located inside the main entrance to Bridgestone Arena at Fifth Avenue and Broadway.

### ADA ACCESSIBLE PARKING AND SEATING

There is free, limited ADA parking in Bridgestone Arena's Grand Avenue Garage (located on the corner of Sixth Ave. and Demonbreun) with a permit. The Grand Avenue Garage will open two hours before the doors open. There is ADA seating available in every price range. Sitting in an ADA-designated seat without a ticket for that seat is strictly prohibited. All Bridgestone Arena restrooms are wheelchair accessible. For convenience, there are unisex accessible restrooms located throughout Bridgestone Arena at sections 103, 109, 111, 117, 216, 312 and 322.

### SAFETY AND COURTESY

There is serious risk and danger incidental to the game of hockey. Injury due to flying pucks and sticks that leave the playing area can happen at any point during the game, even during warm-ups. In order to keep play visible for those seated, all guests are asked to cooperate with ushers holding "Puck in Play" signs, and wait for stoppages in play before leaving or returning to the seating area.

### LOST AND FOUND

The Bridgestone Arena Lost and Found is located at the AT&T Fan Information Center behind section 104 near the Bridgestone Arena Conference Rooms during games. After events, please call the security office (615-770-2050).

### MERCHANDISE

The Predators Pro Shop is located on the south side of the building, near the Nissan SoBro entrance, and additional merchandise kiosks are located throughout the building. Call 615-770-2437 for Pro Shop hours on non-game days.

### SEATING

- Patrons 24 months and older are required to have a ticket.
- Exit/re-entry into Bridgestone Arena is strictly prohibited.
- Smoking is prohibited and against the law inside Bridgestone Arena. Guests wishing to smoke may do so on the fourth level parking garage near section 313, or by the main doors outside section 120.
- Patrons must retain their ticket stubs and be ready to show them to the usher each time they re-enter the seating area.

### GENERAL

- Selling tickets on Bridgestone Arena property is strictly prohibited.
- Bottles, cans, food, beverages, coolers, laser pointers, beach balls, frisbees, shoes with wheels, noise makers, fireworks, illegal items, drugs and alcohol, video cameras, still cameras with lenses larger than 200 mm, weapons and dangerous devices of any kind are all strictly prohibited in Bridgestone Arena. All guests found with any of these items will be subject to ejection from the building.
- Bridgestone Arena policy prevents patrons from carrying backpacks and large bags. All items brought in are subject to security search.
- Banners over 2'x3' are prohibited, and no banners can be attached to any part of the building.
- Intoxicated patrons will not be allowed into Bridgestone Arena, and will be subject to ejection if found inside the building.
- All fans in Bridgestone Arena must be properly dressed at all times. Shirts and shoes are required at all times and clothing which include profanity are prohibited. Fans dressed inappropriately will be subject to ejection from the facility.



# Vanderbilt Sports Medicine

Vanderbilt Sports Medicine is the most comprehensive sports medicine service in Middle Tennessee. Its highly trained team cares for all athletic injuries and specializes in knee and shoulder injuries to all recreational and competitive athletes. Patients at Vanderbilt Sports Medicine benefit from a staff of sports medicine-trained physicians, a state-of-the-art facility, and the support and resources of the Vanderbilt Medical Center. The Vanderbilt Sports Medicine team shares a common commitment to professional and personal excellence. All physicians on staff are fellowship trained in sports medicine.

VSM's goal is to provide patients with the highest standard of care possible. Patients receive an individualized treatment and rehabilitation program designed to return them to their previous level of activity as quickly and safely as possible. The Vanderbilt Sports Medicine Center is dedicated to excellence in patient care, research, education, and sports medicine.

Vanderbilt Sports Medicine's mission is to improve the lives of our athletes and patients through excellence in science, education and clinical skill.



**JOHN E. KUHN, M.D.**  
HEAD TEAM PHYSICIAN AND  
ORTHOPAEDIC SURGEON

John (Jed) Kuhn, M.D., is a Professor of Orthopaedics and the Director of the Division of Sports Medicine at Vanderbilt University Medical Center. He also serves as a team physician with Vanderbilt University.

Dr. Kuhn received his medical training and completed his orthopaedic residency at the University of Michigan before travelling to Vail, Colorado, where he served as a fellow in Orthopaedic Sports Medicine and Shoulder Surgery at the prestigious Steadman-Hawkins Clinic.

He has served as team physician for the University of Michigan, the USA Hockey National Team Development Program, the U.S. Olympic Committee and the Nashville Sounds baseball team. Dr. Kuhn is a fellow of the American Academy of Orthopaedic Surgeons, is an active member of the American Orthopaedic Association, the American Orthopaedic Society for Sports Medicine, and the American Shoulder and Elbow Surgeons. He has been recognized as one of America's Top Doctors by US News and World Report, and one of Nashville's Best Doctors by the Nashville Business Journal and Nashville Lifestyles Magazine.

Dr. Kuhn and his wife, Janet, have three children: Andrew, Hobey and Katie.



**PAUL J. RUMMO, D.O.**  
HEAD TEAM PHYSICIAN AND SPORTS  
MEDICINE PRIMARY CARE PHYSICIAN

Paul J. Rummo, D.O. is an Assistant Professor with the Department of Orthopaedics and Rehabilitation at Vanderbilt University Medical Center. He is the Medical Director for Vanderbilt Orthopaedics Cool Springs. Dr. Rummo serves as Head Team Physician for the Nashville Predators as well as Team Physician for Vanderbilt University.

Dr. Rummo is a graduate from the University of New England College of Osteopathic Medicine. He completed his Internal Medicine residency at Memorial Health Care in Worcester, Massachusetts, followed by a fellowship in primary care sports medicine at Vanderbilt University Medical Center.

Dr. Rummo is a diplomat of the American Board of Internal Medicine and holds a Certificate of Added Qualifications in primary care sports medicine. He is a member of the American Medical Society for Sports Medicine and the American College of Sports Medicine.

His clinical interests include treatment of all athletic injuries and non-surgical orthopaedic problems in patients of all ages.

# **MEDIA INFORMATION**

## VANDERBILT MEDICAL STAFF



**STEPHANE BRAUN, M.D.**  
TEAM PLASTIC SURGEON



**CHARLES L. (CHARLIE)  
COX, M.D., M.P.H.**  
ASSISTANT TEAM PHYSICIAN AND  
ORTHOPAEDIC SURGEON



**ALEX B. DIAMOND, D.O.**  
ASSISTANT TEAM PHYSICIAN AND  
SPORTS MEDICINE PRIMARY CARE  
PHYSICIAN



**SEAN DONAHUE, M.D.**  
TEAM OPHTHALMOLOGIST



**CHRISTOPHER R. ELLIS, M.D.**  
TEAM CARDIOVASCULAR PHYSICIAN  
& SURGEON



**JOSEPH L. FREDI, M.D.**  
TEAM CARDIOVASCULAR PHYSICIAN  
& SURGEON



**KENT K. HIGDON, M.D.**  
TEAM PLASTIC SURGEON



**GARY SOLOMON, Ph.D.**  
TEAM PSYCHOLOGIST



**BLAIR SUMMITT, M.D.**  
TEAM PLASTIC SURGEON



**WESLEY THAYER, M.D.**  
TEAM PLASTIC SURGEON



**DANIEL S. WEIKERT, M.D.**  
HEAD TEAM OPHTHALMOLOGIST



# **MEDIA INFORMATION**

## **FORD ICE CENTER**



Ford Ice Center, which opened for public use in August 2014, was built as a provision of the June 2012 lease agreement between the city of Nashville and Bridgestone Arena. A component of the public-private partnership between Metro and the Nashville Predators, Ford Ice Center will help continue growth of hockey in Middle Tennessee.


Located in Antioch at the Global Mall at the Crossings, Ford Ice Center houses two sheets of ice, eight locker rooms, four party rooms and more. With the addition of Ford Ice Center's two sheets of ice, Middle Tennessee now boasts six community sheets of ice, providing an opportunity for players of all levels and ages more opportunities to participate in hockey and ice skating.

In addition to housing the Predators Youth Hockey initiatives like Get Out and Learn! (G.O.A.L!), Ford Ice Center is home to the Scott Hamilton Skating Academy. Hamilton,

a longtime Franklin, Tennessee, resident and Olympic Gold Medalist, serves as the active principal at the Academy, helping with curriculum development, staffing and more.

The Nashville Predators hosted their first rookie tournament at Ford Ice Center in September 2014, with the Florida Panthers, Tampa Bay Lightning and Boston Bruins all bringing their rookies to compete in a two-day event. One of the first of many tournaments and special events to be hosted at Ford Ice Center, the centrally-located facility will generate area economic development with increases in demand for local lodging, dining, shopping and entertainment.

This new, state-of-the-art facility will also provide tremendous opportunity and benefits for residents throughout Middle Tennessee and the southeast for many years to come.



**Ford Ice Center | 5264 Hickory Hollow Parkway | Antioch, TN 37013**



# MEDIA INFORMATION

## FORD ICE CENTER



### Youth Hockey Programs

Termite, Mite, Squirt, PeeWee and Bantam house league divisions will play in nine-week sessions, with play occurring on the weekends. Teams practice on Saturdays between 8 a.m.-3 p.m. and play games on Sunday between 12:30-6 p.m. Optional off-ice programming is available in addition to on-ice individual only skill lessons. Participants may choose to use Ford Ice Center's equipment rental program.

### Adult Hockey Programs

Two 13-week seasons (fall and winter) including playoffs.

### Tenants

Nashville Predators Youth and Adult Hockey, Scott Hamilton Skating Academy, Jr. Predators, Vanderbilt University Club Hockey, Middle Tennessee State University Club Hockey, University of the South Club Hockey

### Fast Facts

- Two Rinks (North Rink, South Rink)
- Eight locker rooms
- Yoga/ballet studio
- Outdoor dek/street hockey area
- Off-ice training space including three shooting lanes with synthetic ice, cardio equipment and dry-land training
- Concession stand
- Connected to campus featuring six-acre park, recreation center and library



### Perani's Hockey World

Ford Ice Center's Pro Shop is operated by Perani's Hockey World, one of the premier hockey shops in the United States. The Nashville location is Perani's 24th retail store and its first in the southeast. In addition to operating 24 retail stores, Perani's runs an E-commerce business that is one of the largest in North America and is dedicated to offering their customers the best customer service, the lowest prices and largest product selection.



# MEDIA INFORMATION

## RINK PARTNERSHIPS



**CENTENNIAL  
SPORTSPLEX**  
222 25th Avenue North  
Nashville, TN 37203  
(615) 862-8480

The Thomas Frist Centennial Sportsplex is operated by the Metro Board of Parks and Recreation in Nashville. The facility was made possible by a landmark land exchange between Metro Parks and healthcare provider Hospital Corporation of America (HCA). The city

exchanged 10 prime acres adjacent to Centennial Park for \$12 million. The money was used to build the Sportsplex.

The \$20 million, 145,000 square-foot Sportsplex features a tennis center, a fitness center, an aquatics center and two full-size ice rinks. The aquatics center, named after Olympian Tracy Caulkins, has been the site of numerous U.S. Senior and Junior National Swim Meets, the YMCA National Swim Meet and, to date, still holds one of the fastest times ever swam for the men's 50-meter freestyle, set in the inaugural swim meet in February 1990 by Olympian Tom Jager.

During the summer of 2014, the ice arena at Centennial Sportsplex underwent major renovations, including replacing the ice coolant systems and installing new dasher boards and glass at Rink B.

The ice arena is home to the Nashville Predators' practice facility which opened on February 1, 1999. The building holds offices for Predators coaching staff and hockey operations department, a full dressing room, weight room and athletic training wing.

In addition, Centennial Sportsplex hosts adult hockey leagues, figure skating, numerous public sessions, figure skating competitions, ice shows, hockey tournaments and camps. In 1997, it was one of the sites for the USFSA National Championships.

Centennial Sportsplex offers instructional classes in skating, swimming and tennis, as well as public usage in each of those areas. The ice arena and aquatic area also offers special rates for parties, schools and group events. For further information, contact the Centennial Sportsplex at (615) 862-8480 or visit [nashville.gov/sportsplex](http://nashville.gov/sportsplex).



**215 Gothic Court  
Franklin, TN 37067  
(615) 771-2444**

A-Game Sportsplex is a privately owned facility that has become one of the premiere sports destinations in the south.

Located in Cool Springs, A-Game (formerly known as Southern Ice) is a 175,000-square-foot multi-sport training facility with five acres of outdoor space. The facility features two ice rinks, six hardwood courts for basketball and volleyball, multiple outdoor fields for football and lacrosse, a fitness center, laser chase and other sports and activities.

A-Game Sportsplex operates and administrates youth and adult hockey programs via the A-Game Hockey Association for all ages and skill levels. Youth hockey programs consist of introductory classes for new players, training clinics geared towards skill development for all levels, recreational house leagues and competitive travel teams. Adult hockey programs feature in-house recreational leagues by skill level along with training clinics focused on skill development and team tactics.

The Nashville Jr. Predators, who are making their North American 3 Hockey League (NA3HL) debut in 2014-15, are based at A-Game. The Jr. Predators will play in the NA3HL's South Division with five other teams from Texas (3), Kansas and Alabama.

The venue is also home to the Nashville Jr. Predators youth "A-AAA" travel program that houses Minor and Major teams at the Mite, Squirt, Bantam, Pee-Wee and Midget classifications and to several of the Predators Youth & Amateur Hockey initiatives. Initiatives hosted at A-Game include the Summer Hockey School and Get Out And Learn! (G.O.A.L!) program, a free introductory program is designed for kids 9-and-under with no prior playing experience.

The Nashville Predators partner with A-Game to bolster grassroots development of the game. A-Game serves as a springboard for developing fans in the Middle Tennessee area. Thanks to the partnership, the Predators also host other events at A-Game such as hockey clinics, dry-land training and open practices.

For more information, visit [goAgame.com](http://goAgame.com).

# MEDIA INFORMATION

## HOW TO FIGURE

**Assist:** An assist is awarded to the player or players (maximum of two) who touched the puck prior to the goal, provided no defender plays or possesses the puck in between.

**Game played:** A player receives credit for playing in a game if: i) he steps on the ice during time played or; ii) serves any penalty.

**Game-winning goal:** After the final score has been determined, the goal which leaves the winning club one goal ahead of its opponent is the game-winning goal (example: if Team A beats Team B 8-3, the player scoring the fourth goal for Team A receives credit for the game-winning goal).

**Goal:** A goal is awarded to the last player on the scoring club to touch the puck prior to the puck entering the net.

**Goals-against average:** Multiply goals allowed (GA) by 60 and divide by minutes played (MINS).

**Goaltender:** A goaltender receives a "W" for a win in regulation, overtime or shootout; an "L" for a loss in regulation; or an "OT" for a loss in overtime or shootout.

**Penalty-killing pct.:** Subtract total number of power-play goals allowed from total number of shorthanded situations to get total number of power-plays killed. Divide the total number of power-plays killed by the total number of shorthanded situations.

**Plus-minus:** A player receives a "plus" if he is on the ice when his club scores an even-strength or shorthanded goal. He receives a "minus" if he is on the ice for an even-strength or shorthanded goal scored by the opposing club. The difference in these numbers is considered the player's plus-minus statistic.

**Power-play goal:** A goal scored by a club while it has a manpower advantage due to an opponent's penalty. Following are some examples of what is and is not considered a power-play goal:

- if a club has an advantage on a minor penalty starting at 2:02 of the period and it scores at 4:02, the goal is not a power-play goal.
- if a club scores on a delayed penalty, the goal is not a power-play goal.
- if a club has an advantage due to a five-minute major or match penalty, that club is always credited with having one more advantage than the number of power-play goals it scores during that advantage, because the penalty does not expire. A new advantage begins after each power-play goal. For example, if Team A scores three goals during a major penalty, it is credited with four advantages.
- if a club is on a power-play for any length of time, it is considered to have had an advantage.
- if a minor penalty is incurred by a club on a power-play due to a major penalty, a new advantage is given to that club when its minor penalty expires, provided the opponent's major penalty is still in effect.

**Power-play percentage:** Total number of power-play goals divided by total number of power-play opportunities.

**Save percentage:** Subtract goals allowed (GA) from shots against (SA) to determine saves. Then divide saves by shots-against.

**Shooting percentage:** Divide the number of goals scored by the number of shots taken.

**Shorthanded goal:** A goal scored by a club while it is at a manpower disadvantage. The same cases apply for shorthanded as for power-play goals, but in the opposite manner.

**Shot on goal:** If a player shoots the puck with the intention of scoring and if that shot would have gone in the net had the goaltender not stopped it, the shot is recorded as a "shot on goal."

**Shutout:** If two goaltenders combine for a shutout, neither receives credit for the shutout. Instead it is recorded as a club shutout.

**Tenths of a second:** If a penalty or goal occurs in the last minute, the time is rounded off to the previous second (ex: if a penalty is called with 12.4 seconds left in a period, the time is indicated as 19:47 and not 19:48.)

**Coaches' record:** A coach receives a "W" for a win in regulation, overtime or shootout; an "L" for a loss in regulation; or an "OT" for a loss in overtime or shootout.

**\*\* NOTE:** No individual skater/goaltender statistics apply for the shootout

# MEDIA INFORMATION

## NAME, LOGO & SWEATERS



The Predators unveiled their logo, a saber-toothed tiger, in Nashville's downtown First American Center on Sept. 25, 1997, 26 years after a fang and foreleg bone of a saber-toothed tiger were found in a cave just below the building's address. In May of 1971, excavation began at the downtown Nashville site of what today is the 28-story Regions Center. Further digging revealed a cave containing the nine-inch fang and a foreleg bone of a saber-toothed tiger, extinct for at least 10,000 years. Radiocarbon tests revealed that it could have possibly been one of the last of its breed to exist. Scientists believe that some time during the last glacial period (15,000-80,000 years ago) part of the cave was the den of the saber-toothed tiger.

The discovery, made in August 1971, marked only the fifth of its kind in North America.

The saber-toothed tiger logo was co-designed by JDK Design of Burlington, Vermont and Dye, Van Mol & Lawrence of Nashville.

The naming of the Predators was a direct reflection of the fans of Nashville and their choice.



During the public events and through focus groups and related surveys, fans selected the name "Predators" by a two-to-one margin over the second choice. On Nov. 13, 1997, the saber-toothed tiger logo was unveiled for the first time with the Predators insignia attached to it. On Feb. 12, 1998, Head Coach Barry Trotz and Assistant Coach Paul Gardner unveiled the Predators' inaugural home and away jerseys at Cool Springs Galleria.

On Nov. 21, 2001, the Predators debuted a third jersey with a 4-3 win against the Chicago Blackhawks at Bridgestone Arena. The jersey featured an "animated" saber-tooth tiger logo on the crest and tiger skulls on the shoulders. It was retired following the 2006-07 season.

For the 2007-08 season, the Predators, along with the other 29 NHL teams, introduced the Rbk EDGE Uniform System to further meet the performance demands of today's player.

The Predators would debut a new third jersey on Nov. 27, 2009 against the St. Louis Blues. The sweaters, which features a vintage-inspired lace-up front, a subtle checkerboard pattern lining the bottom of the jersey, and a bolder and more simplified color scheme, were worn for two seasons, but were set aside for the foreseeable future, making way for the first logo and color scheme redesign in franchise history.

The logo and uniforms which debuted during the 2011-12 season were designed to develop a powerful, long-term brand message and help infuse new life into the Nashville Predators imagery and brand with a more contemporary, aggressive, streamlined logo that still maintains the basic Pred Head concept. A new secondary logo was also designed to represent the state flag of Tennessee and Nashville's Music City heritage simultaneously, with a guitar pick shape incorporating the three stars of the state's three grand divisions - West, Middle and East. The "Predators Gold" sweaters create a distinctive, dominant, bold look that balances traditional elements of classic uniforms, with those unique to Nashville - guitar strings in the numbering and lettering, fangs in the neck area and piano keys on the inside of the collars.

# MEDIA INFORMATION

## NASHVILLE HOCKEY HISTORY

In the spring of 1962, a small group of businessmen led by David Patterson put up \$125,000 to place a team in the Eastern Hockey League. The Dixie Flyers, named after a passenger train said to be the oldest in the South, were placed in the nine-team league. The purple-and-gold colored Flyers played their first regular-season home game (a 2-0 loss to Knoxville) on Oct. 27, 1962 at the Municipal Auditorium. The Flyers endured a rough opening season, winning 16 games and qualifying for the playoffs, only to be swept in three games by Greensboro. However, it didn't take long for the Flyers to make their presence felt.

After losing in the 1965 Finals, the Flyers went on to win EHL Walker Cup championships in 1966 and 1967, the only two professional ice hockey titles in the city's history. John McLellan, who went on to coach the Toronto Maple Leafs, coached the Flyers. The Flyers swept each of their three playoff series in 1966. They won the championship by going 11-0 in the playoffs and becoming the first team in minor league ice hockey ever to march through the playoffs undefeated.

In 1967, Patterson's group sold the team to a business group headed by Mark Parrish. The Cinderella '69 team reached the Finals, but lost in seven tough games to the Clinton (N.Y.) Comets in the Walker Cup Finals. Shortly after, the Flyers' attendance slipped dramatically. Barely able to scrape up enough funds to start the 1970-71 campaign, the Flyers folded following the season.

Hockey returned to Nashville when baseball guru Larry Schmittou, who brought minor league baseball back to Nashville in 1978 after a 15-year absence, did the same for hockey in July 1981. Thus the South Stars were founded, a team that played in the Central Hockey League and had the Minnesota North Stars as its NHL affiliate. The logo was a hockey player swinging a guitar representing the Music City while using yellow, orange and green.

The 1981-82 team finished fourth in its division and lost to Wichita, 3-0, in the first round of the playoffs. Gene Ubrico, who went on to coach the NHL's Pittsburgh Penguins and 1992 Italian Olympic team, coached the Stars.

Under new ownership (Randy Van Meter), the Stars pulled out of the CHL in 1982 and entered the old Atlantic Coast Hockey League (ACHL), playing teams geographically closer to Nashville. The Stars finished 11-43-4 and suffered through a season of low attendance. They began the following season, only to fold in December 1983.

Two Knoxville wrestling promoters, Bob Polk and Ron Fuller, rescued the sport five years



Nashville Dixie Flyers  
EHL  
1962-1971



Nashville South Stars  
CHL/ACHL  
1978-83



Nashville Knights  
ECHL  
1989-96



Nashville NightHawks  
CHL  
1996-97



Nashville Ice Flyers  
CHL  
1997-98

later. They purchased an East Coast Hockey League franchise in January 1989. The Knights, with popular ex-South Stars player Archie Henderson as coach, attracted an astonishing 150,000 fans their first season (1989-90). While wearing red and blue uniforms adorned with the logo of a knight's mask, they made the playoffs but lost in the first round. During the 1990-91 season, Peter Horachek, former Predators associate coach, served as the Knights' head coach and director of hockey operations.

The Knights went through three ownership changes in their seven-year history. They twice went to the semifinals of the ECHL playoffs - in 1993 under ex-NHL standout and coach Nick Fotiu, and in 1995 under coach Mark Kumpel.

Perhaps the top Knights highlight came during the 1992-93 season when Trevor Jobe scored what is still a minor hockey league record 85 goals, with 76 assists, for 161 points and 12 hat tricks in his MVP season.

In the spring of 1996, after failed negotiations for a lease agreement with the Auditorium, the Knights departed to Pensacola, Fla. There, they were renamed the Ice Pilots.

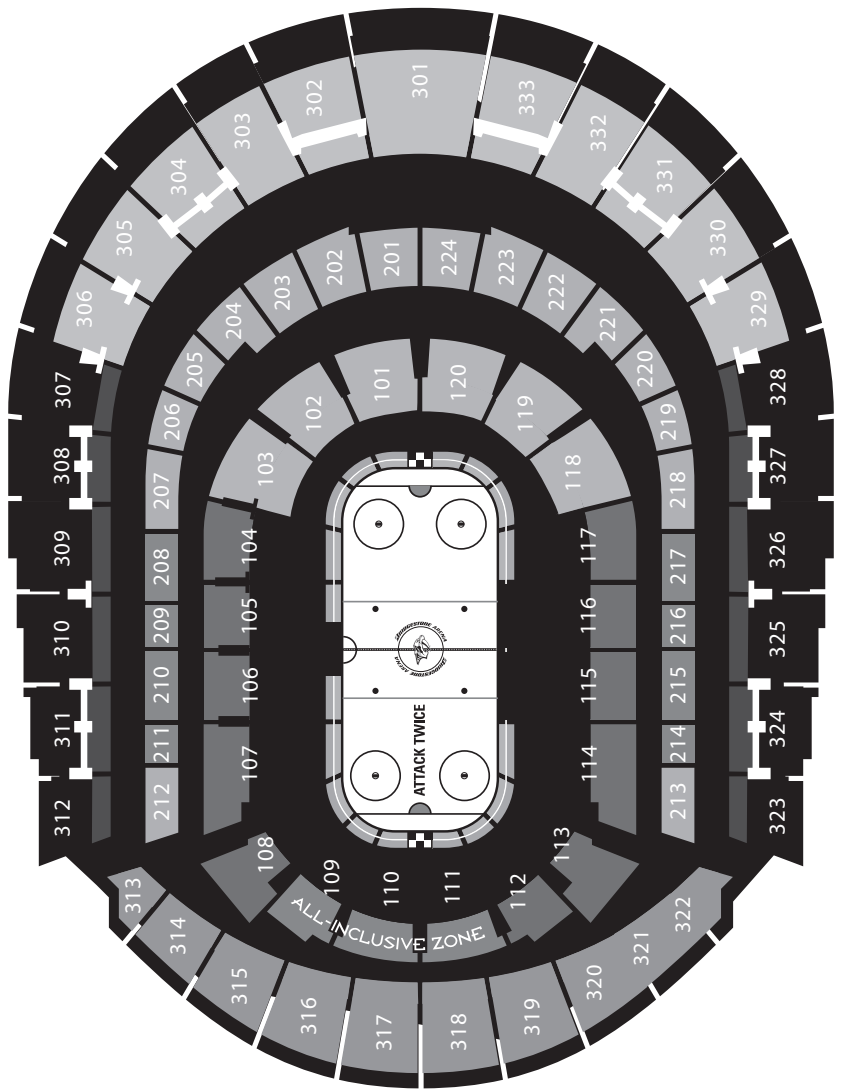
Hockey was revived again with the arrival of the NightHawks in the fall of 1996. The Central Hockey League team only won 12 games, the worst in CHL history. The red-and-blue NightHawks' logo was a hawk showing its claws. Nashville Mike Friedman purchased the team in the summer of 1997. In a renewed salute to the old Dixie Flyers, Friedman changed both the name to the Ice Flyers and the colors to blue and gray. David Lohrie led the team to a 41-win season and a second-place finish in the CHL East and was named coach of the year. The team lost in the semifinals to the eventual CHL Champ Columbus in April 1998. The impending arrival of the Predators led Friedman to move the franchise to Albany, Ga.

This closed the book on three separate chapters, a combined 21 years, of minor league hockey in Nashville, starting and ending with the team named the Flyers. Former Predators President Jack Diller is well aware and appreciative of Nashville's hockey pioneers. "The team and sport obviously made a significant impact on many people here in Middle Tennessee. Other teams such as the South Stars, Knights, NightHawks and Ice Flyers also enjoyed varying degrees of success - all of which helped fuel the excitement for the NHL and arrival of the Predators," Diller said.

Excerpted from "Hockey in Nashville before the Predators," written by hockey historian Harold Huggins and originally printed in the *Predators Press: Commemorative Issue*, October 10, 1998.



# ARENA MAP





# ***TRAINING CAMP***



# TRAINING CAMP

## 2014 TRAINING CAMP ROSTER (ALPHABETICAL)

| NO. | FORWARDS            | Ht   | Wt  | Shoots | Place of Birth          | Birthdate | 2013-14 Team                                       |
|-----|---------------------|------|-----|--------|-------------------------|-----------|--|
| 37  | Pontus Aberg        | 5-11 | 199 | R      | Stockholm, Sweden       | 9/23/93   | Farjestad (Sweden)                                 |
| 38  | Viktor Arvidsson    | 5-11 | 176 | R      | Kusmark, Sweden         | 4/8/93    | Skelleftea (SHL)                                   |
| 41  | Taylor Beck         | 6-2  | 208 | R      | St. Catharines, Ont.    | 5/13/91   | Milwaukee (AHL)/Nashville (NHL)                    |
| 57  | Gabriel Bourque     | 5-10 | 192 | L      | Rimouski, Que.          | 9/23/90   | Nashville (NHL)                                    |
| 76  | Zach Budish         | 6-3  | 218 | R      | Edina, Minn.            | 5/9/91    | Milwaukee (AHL)/Cincinnati (ECHL)                  |
| 77  | Matthew Campagna+   | 5-11 | 181 | L      | Mississauga, Ont.       | 3/9/94    | Sudbury (OHL)                                      |
| 10  | Patrick Cehlin      | 5-11 | 177 | R      | Huddinge, Sweden        | 7/27/91   | Milwaukee (AHL)                                    |
| 16  | Rich Clune          | 5-10 | 207 | L      | Toronto, Ont.           | 4/25/87   | Nashville (NHL)                                    |
| 7   | Matt Cullen         | 6-0  | 200 | L      | Virginia, Minn.         | 11/2/76   | Nashville (NHL)                                    |
| 56  | Kevin Fiala         | 5-10 | 180 | L      | St. Gallen, Switzerland | 7/22/96   | HV-71 (SHL)/HV-71 Jr. (Sweden-Jr.)                 |
| 12  | Mike Fisher         | 6-1  | 208 | R      | Peterborough, Ont.      | 6/5/80    | Nashville (NHL)                                    |
| 9   | Filip Forsberg      | 6-1  | 194 | R      | Ostervalva, Sweden      | 8/14/94   | Nashville (NHL)/Milwaukee (AHL)                    |
| 32  | Frederick Gaudreau* | 6-0  | 175 | R      | Bromont, Que.           | 5/1/93    | Shawinigan (QM,JHL)/Drummondville (QM,JHL)         |
| 28  | Paul Gaustad        | 6-5  | 220 | L      | Fargo, N.D.             | 2/3/82    | Nashville (NHL)                                    |
| 73  | Felix Girard        | 5-11 | 193 | R      | Quebec, Que.            | 5/9/94    | Baie-Comeau (QM,JHL)                               |
| 23  | Triston Grant*      | 6-2  | 215 | L      | Neepawa, Man.           | 2/2/84    | Grand Rapids (AHL)                                 |
| 19  | Calle Jarnkrok      | 6-0  | 176 | R      | Gavle, Sweden           | 9/25/91   | Nashville (NHL)/Milwaukee (AHL)/Grand Rapids (AHL) |
| 13  | Olli Jokinen        | 6-2  | 210 | L      | Kuopio, Finland         | 12/5/78   | Winnipeg (NHL)                                     |
| 43  | Justin Kirkland     | 6-2  | 175 | L      | Winnipeg, Man.          | 8/2/96    | Kelowna (WHL)                                      |
| 40  | Brendan Leipsic     | 5-9  | 176 | L      | Winnipeg, Man.          | 5/19/94   | Portland (WHL)                                     |
| 89  | Michael Liambas*    | 5-9  | 199 | L      | Woodbridge, Ont.        | 2/16/89   | Milwaukee (AHL)                                    |
| 18  | James Neal          | 6-2  | 208 | L      | Whitby, Ont.            | 9/3/87    | Pittsburgh (NHL)                                   |
| 24  | Eric Nystrom        | 6-1  | 193 | L      | Syosset, N.Y.           | 2/14/83   | Nashville (NHL)                                    |
| 55  | Joe Pendenza*       | 5-11 | 195 | R      | Wilmington, Mass.       | 11/22/90  | UMass-Lowell (H-East)/Milwaukee (AHL)              |
| 78  | Jon Puskaro         | 5-11 | 190 | L      | Canton, Mich.           | 5/14/89   | American International (AHA)/Florida (ECHL)        |
| 63  | Mike Ribeiro        | 6-0  | 180 | L      | Montreal, Que.          | 2/10/80   | Phoenix (NHL)                                      |
| 21  | Derek Roy           | 5-9  | 184 | L      | Ottawa, Ont.            | 5/4/83    | St. Louis (NHL)                                    |
| 67  | Miikka Salomaki     | 5-11 | 203 | L      | Raaha, Finland          | 3/9/93    | Milwaukee (AHL)                                    |
| 48  | Josh Shalla         | 6-2  | 208 | L      | Whitby, Ont.            | 9/25/91   | Milwaukee (AHL)/Cincinnati (ECHL)                  |
| 84  | Colton Sissons      | 6-1  | 189 | R      | North Vancouver, B.C.   | 11/5/93   | Milwaukee (AHL)/Nashville (NHL)                    |
| 15  | Craig Smith         | 6-1  | 199 | R      | Madison, Wis.           | 9/5/89    | Nashville (NHL)                                    |
| 25  | Viktor Stalberg     | 6-3  | 209 | L      | Gothenberg, Sweden      | 1/17/86   | Nashville (NHL)                                    |
| 29  | Mark Van Guilder    | 6-2  | 205 | R      | Roseville, Minn.        | 1/17/84   | Milwaukee (AHL)/Nashville (NHL)                    |
| 70  | Tommy Veilleux      | 5-11 | 186 | L      | St-George, Que.         | 5/7/95    | Victoria (AHL) (QM,JHL)                            |
| 52  | Austin Watson       | 6-3  | 201 | R      | Ann Arbor, Mich.        | 1/13/92   | Milwaukee (AHL)                                    |
| 33  | Colin Wilson        | 6-1  | 212 | L      | Greenwich, Conn.        | 10/20/89  | Nashville (NHL)                                    |

| NO. | DEFENSEMEN            | Ht   | Wt  | Shoots | Place of Birth     | Birthdate | 2013-14 Team                            |
|-----|-----------------------|------|-----|--------|--------------------|-----------|---|
| 44  | Johan Alm             | 6-2  | 209 | L      | Skelleftea, Sweden | 1/28/92   | Skelleftea (SHL)                        |
| 71  | Taylor Aronson        | 6-1  | 184 | R      | Placentia, Calif.  | 12/30/91  | Cincinnati (ECHL)                       |
| 64  | Victor Bartley        | 6-0  | 212 | L      | Maple Ridge, B.C.  | 2/17/88   | Nashville (AHL)                         |
| 83  | Anthony Bitetto       | 6-0  | 215 | L      | Island Park, N.Y.  | 7/15/90   | Milwaukee (AHL)                         |
| 75  | Jonathan-Ismael Diaby | 6-5  | 223 | L      | Montreal, Que.     | 11/16/94  | Victoria (AHL) (QM,JHL)/Milwaukee (AHL) |
| 14  | Mattias Ekholm        | 6-4  | 202 | L      | Borlange, Sweden   | 5/24/90   | Nashville (NHL)                         |
| 4   | Ryan Ellis            | 5-10 | 179 | R      | Hamilton, Ont.     | 1/3/91    | Nashville (NHL)                         |
| 82  | Aaron Irving          | 6-1  | 185 | R      | Edmonton, Alta.    | 3/3/96    | Edmonton (WHL)                          |
| 3   | Seth Jones            | 6-5  | 210 | R      | Arlington, Texas   | 10/3/94   | Nashville (NHL)                         |
| 59  | Roman Josi            | 6-1  | 198 | L      | Bern, Switzerland  | 6/1/90    | Nashville (NHL)                         |
| 50  | Brian Lee+            | 6-1  | 200 | R      | Fargo, N.D.        | 3/26/87   | Tampa Bay (NHL)                         |
| 80  | Mike Little+          | 5-9  | 185 | R      | Enfield, Conn.     | 11/12/87  | Florida (ECHL)/Norfolk (AHL)            |
| 58  | Garrett Noonan        | 6-1  | 214 | L      | Norfolk, Mass.     | 1/28/91   | Boston Univ. (H-East)                   |
| 74  | Jimmy Oligny*         | 6-0  | 205 | L      | St-Michel, Que.    | 4/30/93   | Rimouski (QM,JHL)                       |
| 47  | Joe Piskula           | 6-3  | 214 | L      | Antigo, Wis.       | 7/5/84    | Milwaukee (AHL)/Nashville (NHL)         |
| 81  | Jaynen Rissling       | 6-4  | 205 | L      | Edmonton, Alta.    | 9/21/93   | Calgary (WHL)                           |
| 85  | Mikko Vainonen        | 6-2  | 210 | L      | Helsinki, Finland  | 4/11/94   | Kingston (OHL)/Milwaukee (AHL)          |
| 20  | Anton Volchenkov      | 6-1  | 225 | L      | Moscow, Russia     | 2/25/82   | New Jersey (NHL)                        |
| 6   | Shea Weber            | 6-4  | 234 | R      | Sicamous, B.C.     | 8/14/85   | Nashville (NHL)                         |

| NO. | GOALTENDER      | Ht   | Wt  | Catches | Place of Birth    | Birthdate | 2013-14 Team  |
|-----|-----------------|------|-----|---------|-------------------|-----------|---|
| 45  | Magnus Hellberg | 6-6  | 195 | L       | Uppsala, Sweden   | 4/4/91    | Milwaukee (AHL)/Nashville (NHL)/Cincinnati (ECHL)   |
| 30  | Carter Hutton   | 6-1  | 195 | L       | Thunder Bay, Ont. | 12/19/85  | Nashville (NHL)                                     |
| 36  | Rob Madore*     | 5-10 | 176 | L       | Pittsburgh, Pa.   | 5/28/88   | Cincinnati (ECHL)/San Antonio (AHL)/Charlotte (AHL) |
| 39  | Marek Mazanec   | 6-4  | 197 | R       | Pisek, Czech Rep. | 7/18/91   | Milwaukee (AHL)/Nashville (NHL)                     |
| 35  | Pekka Rinne     | 6-5  | 206 | L       | Kempele, Finland  | 11/3/82   | Nashville (NHL)/Milwaukee (AHL)                     |
| 31  | Devin Williams+ | 6-0  | 170 | L       | Saginaw, Mich.    | 10/30/95  | Erie (OHL)  |

\* - Attended camp on an AHL contract with Milwaukee

+ - attended camp on a tryout agreement

*Italics* - attended Predators Rookie Camp, Sept. 12-16

# TRAINING CAMP

## ALL-TIME PRESEASON RESULTS

### 2013 (Record: 2-4-1)

| Date     | Opponent | Site             | Score | Result   |
|----------|----------|------------------|-------|----------|
| Sept. 16 | FLA      | Sunrise, FL      | L     | 3-6      |
| Sept. 16 | FLA      | Sunrise, FL      | L     | 2-3 (OT) |
| Sept. 19 | T.B.     | Tampa, FL        | L     | 1-5      |
| Sept. 22 | NYI      | Nashville, TN    | W     | 2-0      |
| Sept. 24 | T.B.     | Nashville, TN    | W     | 2-1      |
| Sept. 25 | WSH      | Washington, D.C. | L     | 1-4      |
| Sept. 27 | NYI      | Uniondale, N.Y.  | L     | 4-6      |

### 2011 (Record: 7-1-0)

| Date     | Opponent | Site          | Score    | Result |
|----------|----------|---------------|----------|--------|
| Sept. 19 | FLA      | Sunrise, FL   | 5-3      | W      |
| Sept. 19 | FLA      | Sunrise, FL   | 3-4      | L      |
| Sept. 20 | WSH      | Baltimore, MD | 2-0      | W      |
| Sept. 23 | CAR      | Raleigh, NC   | 3-2      | W      |
| Sept. 24 | WPG      | Nashville, TN | 4-3      | W      |
| Sept. 28 | WSH      | Nashville, TN | 4-1      | W      |
| Sept. 30 | WPG      | Winnipeg, MB  | 3-2 (SO) | W      |
| Oct. 1   | CAR      | Nashville, TN | 2-1 (OT) | W      |

### 2010 (Record: 4-2-0)

| Date     | Opponent | Site             | Score | Result |
|----------|----------|------------------|-------|--------|
| Sept. 23 | CAR      | Nashville, TN    | 1-3   | L      |
| Sept. 24 | CAR      | Raleigh, NC      | 2-1   | W      |
| Sept. 25 | WSH      | Nashville, TN    | 1-2   | L      |
| Sept. 27 | ATL      | Nashville, TN    | 2-1   | W      |
| Sept. 29 | ATL      | Atlanta, GA      | 4-3   | W      |
| Oct. 3   | WSH      | Washington, D.C. | 3-0   | W      |

### 2009 (Record: 4-2-0)

| Date     | Opponent | Site          | Score | Result |
|----------|----------|---------------|-------|--------|
| Sept. 17 | ATL      | Nashville, TN | 5-0   | W      |
| Sept. 18 | CAR      | Raleigh, NC   | 4-2   | W      |
| Sept. 19 | CBJ      | Nashville, TN | 3-2   | W      |
| Sept. 23 | ATL      | Atlanta, GA   | 4-5   | L      |
| Sept. 26 | CAR      | Nashville, TN | 2-5   | L      |
| Sept. 27 | CBJ      | Columbus, OH  | 4-2   | W      |

### 2008 (Record: 2-4-0)

| Date     | Opponent | Site          | Score | Result |
|----------|----------|---------------|-------|--------|
| Sept. 25 | ATL      | Nashville, TN | 2-4   | L      |
| Sept. 26 | CBJ      | Columbus, OH  | 3-4   | L      |
| Sept. 27 | CBJ      | Nashville, TN | 1-1   | W      |
| Oct. 2   | CAR      | Nashville, TN | 3-4   | L      |
| Oct. 3   | ATL      | Atlanta, GA   | 6-4   | W      |
| Oct. 5   | CAR      | Raleigh, NC   | 0-2   | L      |

### 2007 (Record: 3-2-1)

| Date     | Opponent | Site          | Score | Result |
|----------|----------|---------------|-------|--------|
| Sept. 16 | CBJ      | Columbus, OH  | 3-1   | W      |
| Sept. 20 | ATL      | Nashville, TN | 5-3   | W      |
| Sept. 21 | CAR      | Raleigh, NC   | 0-3   | L      |
| Sept. 22 | CAR      | Nashville, TN | 4-1   | W      |
| Sept. 25 | ATL      | Atlanta, GA   | 2-3   | SOL    |
| Sept. 29 | CBJ      | Nashville, TN | 0-3   | L      |

### 2006 (Record: 4-1-1)

| Date     | Opponent | Site          | Score | Result |
|----------|----------|---------------|-------|--------|
| Sept. 17 | CBJ      | Columbus, OH  | 0-2   | L      |
| Sept. 21 | CBJ      | Memphis, TN   | 8-1   | W      |
| Sept. 22 | CAR      | Raleigh, NC   | 5-4   | W      |
| Sept. 23 | CAR      | Nashville, TN | 7-3   | W      |
| Sept. 29 | ATL      | Atlanta, GA   | 3-4   | OTL    |
| Sept. 30 | ATL      | Nashville, TN | 5-1   | W      |

### 2005 (Record: 4-3-0)

| Date     | Opponent | Site            | Score | Result |
|----------|----------|-----------------|-------|--------|
| Sept. 21 | STL      | St. Louis, MO   | 4-3   | W      |
| Sept. 23 | CBJ      | Nashville, TN   | 3-2   | W      |
| Sept. 24 | STL      | Kansas City, MO | 1-2   | L      |
| Sept. 25 | CAR      | Nashville, TN   | 4-2   | W      |
| Sept. 29 | ATL      | Nashville, TN   | 2-5   | L      |
| Sept. 30 | ATL      | Atlanta, GA     | 2-3   | L      |
| Oct. 2   | CBJ      | Columbus, OH    | 4-1   | W      |

### 2003 (Record: 2-2-(2)-1)

| Date     | Opponent | Site          | Score    | Result |
|----------|----------|---------------|----------|--------|
| Sept. 19 | CHI      | Chicago, IL   | 5-0      | W      |
| Sept. 20 | CHI      | Nashville, TN | 2-2 (OT) | T      |
| Sept. 21 | CBJ      | Columbus, OH  | 2-2 (OT) | T      |
| Sept. 26 | STL      | St. Louis, MO | 1-4      | L      |
| Sept. 27 | ATL      | Richmond, VA  | 2-3 (OT) | OTL    |
| Oct. 3   | ATL      | Atlanta, GA   | 2-5      | L      |
| Oct. 4   | STL      | Nashville, TN | 5-1      | W      |

### 2002 (Record: 3-4-(1)-0)

| Date     | Opponent | Site             | Score | Result |
|----------|----------|------------------|-------|--------|
| Sept. 19 | CHI      | Chicago, IL      | 1-3   | L      |
| Sept. 21 | STL      | Nashville, TN    | 0-1   | L      |
| Sept. 22 | CBJ      | Columbus, OH     | 5-3   | W      |
| Sept. 24 | ATL      | Atlanta, GA      | 4-5   | L      |
| Sept. 25 | STL      | St. Louis, MO    | 2-3   | L      |
| Sept. 28 | ATL      | Bossier City, LA | 4-4   | T      |
| Oct. 1   | CHI      | Nashville, TN    | 2-0   | W      |
| Oct. 5   | CBJ      | Nashville, TN    | 2-0   | W      |

### 2001 (Record: 3-4-(0)-1)

| Date     | Opponent | Site           | Score    | Result |
|----------|----------|----------------|----------|--------|
| Sept. 17 | ATL      | Atlanta, GA    | 3-4      | L      |
| Sept. 18 | CBJ      | Columbus, OH   | 2-3      | L      |
| Sept. 21 | CBJ      | Huntsville, AL | 3-1      | W      |
| Sept. 22 | STL      | Nashville, TN  | 2-5      | L      |
| Sept. 23 | CHI      | Nashville, TN  | 1-0      | W      |
| Sept. 25 | ATL      | Nashville, TN  | 4-5 (OT) | OTL    |
| Sept. 28 | STL      | St. Louis, MO  | 0-2      | L      |
| Sept. 29 | CHI      | Chicago, IL    | 3-0      | W      |

### 2000 (Record: 3-3-(1)-0)

| Date     | Opponent | Site          | Score | Result |
|----------|----------|---------------|-------|--------|
| Sept. 16 | ATL      | Southaven, MS | 5-3   | W      |
| Sept. 17 | CBJ      | Dayton, OH    | 2-4   | L      |
| Sept. 19 | STL      | St. Louis, MO | 2-2   | T      |
| Sept. 23 | CHI      | Nashville, TN | 4-1   | W      |
| Sept. 26 | ATL      | Nashville, TN | 4-1   | W      |
| Sept. 29 | CHI      | Chicago, IL   | 3-4   | L      |
| Sept. 30 | STL      | Nashville, TN | 0-4   | L      |

### 1999 (Record: 1-5-(3)-0)

| Date     | Opponent | Site           | Score | Result |
|----------|----------|----------------|-------|--------|
| Sept. 11 | ATL      | Columbus, GA   | 1-3   | L      |
| Sept. 14 | DET      | Detroit, MI    | 2-4   | L      |
| Sept. 16 | FLA      | Knoxville, TN  | 4-4   | T      |
| Sept. 17 | STL      | Milwaukee, WI  | 2-2   | T      |
| Sept. 18 | WSH      | Biloxi, MS     | 1-2   | L      |
| Sept. 21 | STL      | Lafayette, LA  | 1-4   | L      |
| Sept. 25 | DET      | Nashville, TN  | 1-3   | L      |
| Sept. 26 | FLA      | Louisville, KY | 0-0   | T      |
| Sept. 28 | ATL      | Nashville, TN  | 2-0   | W      |

### 1998 (Record: 2-4-(3)-0)

| Date     | Opponent | Site            | Score | Result |
|----------|----------|-----------------|-------|--------|
| Sept. 19 | FLA      | Huntsville, AL  | 4-2   | W      |
| Sept. 20 | FLA      | Pensacola, FL   | 4-4   | T      |
| Sept. 22 | DAL      | Little Rock, AR | 2-2   | T      |
| Sept. 25 | DAL      | Dallas, TX      | 1-5   | L      |
| Sept. 26 | STL      | Kansas City, MO | 5-6   | L      |
| Oct. 1   | WSH      | Richmond, VA    | 3-4   | L      |
| Oct. 2   | ANA      | Cincinnati, OH  | 2-1   | W      |
| Oct. 3   | ANA      | Milwaukee, WI   | 0-3   | L      |
| Oct. 6   | STL      | St. Louis, MO   | 3-3   | T      |

# NOTES

---



YOU KNOW YOU'RE A FAN  
WHEN A LITTLE  
**ICE** MAKES YOU  
**SWEAT.**



**BRIDGESTONE**

Official Tire of the Nashville Predators and the NHL



NHL and the NHL Shield are registered trademarks of the National Hockey League. All NHL logos and marks and NHL team logos and marks depicted herein are the property of the NHL and the respective teams and may not be reproduced without the prior written consent of NHL Enterprises, L.P. © NHL 2013. All Rights Reserved.